GE LAMPS CATALOG

LED & TRADITIONAL

2026

Current

AVAILABLE THROUGH GRAINGER

FOR THE ONES WHO GET IT DONE

Table of Contents

INTRO: WE ARE 4
SELECTABLE LED LAMPS 6
LED LAMPS 8

LED Lamps - Tubes 9
- Type A (Ballast Compatible) 12
- Type A+B (Dual Mode) 17
- Type B (Ballast Bypass) 18
- Type C (Remote Driver) 36
- Emergency Battery Back-up Solutions 40

LED Lamps - HID 42
- LED HID for Hazardous Locations 58

LED Lamps - Plug-in 62
- Type A (Ballast Compatible) 62
- Type A+B (Dual Mode) 66
- Type B (Ballast Bypass) 68

LED Lamps - Directional 76
- PARs 76
- MR16s 84
- RS Cans 86
- Reflectors 88

LED Lamps - General Purpose 90
- A-line 90
- Decorative 96

TRADITIONAL LAMPS & BALLASTS.....102

Traditional Lamps.....103

- Linear Fluorescent Lamps.....104
- High Intensity Discharge Lamps.....110
- Compact Fluorescent Lamps.....120
- Halogen Lamps.....124
- Incandescent Lamps.....127

Ballasts.....131

- Linear Fluorescent Ballasts.....132
- Compact Fluorescent Ballasts.....154
- Electromagnetic HID Ballasts.....156

APPENDIX.....168

GLOSSARY OF TERMS.....169

COLOR SAMPLES.....172

GE lamps provide unmatched

peace of mind.

We are:

COMPLETE

Current's comprehensive offering of GE lamps includes high performance LED lighting solutions in addition to popular Traditional products. GE lamps cover a wide range of Linear Fluorescent, High Intensity Discharge, Compact Fluorescent, Halogen, Incandescent and Ballast applications.

INNOVATIVE

Current's exceptional engineering professionals use deep knowledge of Traditional lamp applications to create industry-leading LED lamps that provide the right amount of light while saving energy and lasting longer. Use them to transform the look and efficiency of your facilities.



DEPENDABLE

GE lamps have provided the exceptional light quality that you know and love for years. Current's engineers continue to develop reliable GE LED Lamps that fit Traditional applications and meet industry standards for equivalency claims.

TRUSTED

A reputation for quality and reliability is our legacy. Current continues the proud tradition today, creating GE LED Lamps that last up to 70,000 hours and delivering superior solutions for even the most challenging replacement lamp applications.

Selectable LED Lamps

Lumen**Choice**®

Optimize light levels and power consumption instantly, maximizing energy savings immediately

Make lumen/wattage selections easily at any time with integrated switch, no tools required

Lumen**Choice**® + Spectra**Choice**™

Spectra**Choice**™

Match the color of lighting across a facility or choose to change the aesthetic of a space

Make color temperature selections easily at any time with integrated switch, no tools required



pg. 20
LED Tubes

Reduce Inventory

Reduce SKU count and inventory dollars

Simplify Projects

Simplify BOMs, project management, MRO

Maintain utility rebates

Optimize Solutions

Create flexibility for

installers to react on-site

Take **control** of your lighting & inventory with our full line of Selectable **LED Lamps**

pg. 46 LED HID

pg. 64 LED Plug-In

pg. 78 LED PAR Lamps

pg. 86 LED RS Cans

pg. 88 LED Reflectors

pg. 91 LED A-Line

pg. 98 LED Deco

LED Lamps

Lamp **Drawings** (not drawn to scale)



T5 (5/8" diameter) Miniature Bi-Pin Base (G5)



T8 (1" diameter) Medium Bi-Pin Base (G13)



T8 (1" diameter) Single Pin Base (Fa8)



T8 (1" diameter) Recessed Double Contact Base (R17d)



T8 (1" diameter) U6 Medium Bi-Pin Base (2G13)



T8 (1" diameter) U1-5/8 Medium Bi-Pin Base (2G13)

Base **Identification** (not drawn to scale)

Min BiPin G5

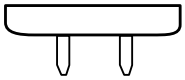

Med BiPin G13

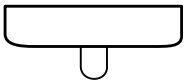

Single Pin Fa8

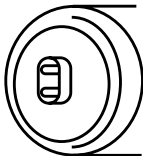

Recessed Double Contact R17D

LED Tubes, sometimes referred to as "TLEDs," are meant to use linear fluorescent sockets and fixtures. LED Tubes have the same length and pins as the linear fluorescent lamps they are intended to replace. The details of how the fixture is wired and the auxiliary equipment used may vary, depending on the LED Tube solution.

The lighting industry refers to three basic Types of LED Tubes:

- **Type A LED Tubes** are intended to be used as direct replacements for linear fluorescent lamps, with no modification to the fixture. Type A LED Tubes operate from fluorescent ballasts.
- **Type B LED Tubes** operate from mains voltage. The ballast is bypassed and the fixture is re-wired according to the installation instructions that come with the lamp. Wiring may vary across Type B LED Tubes from different manufacturers. A retrofit fixture label indicating the LED Tube used and that the fixture has been re-wired is provided to be applied to the fixture.
- **Type C LED Tubes** operate from dedicated remote (external) LED drivers. Instead of a ballast, a remote driver is used to provide the proper voltage and current for the Type C LED Tubes. A retrofit fixture label indicating the LED Tube and Driver used is provided to be applied to the fixture. Type C LED Tube and Driver solutions vary across the industry – they are not yet standardized like linear fluorescent lamps and ballasts.

There are also "hybrid" lamps that can cover multiple Types of LED Tubes, depending on how they are implemented.

Current offers a wide range of GE LED Tubes to replace linear fluorescent lamps, including all of the Types above. Each Type of LED Tube offers different advantages, so the right solution may vary by application.

Which LED Tube is right for you?

A basic comparison of the Types of LED Tubes is provided below. For more detailed information, please contact your Current sales representative.

Ballast Compatible (UL Type A)

Easy Plug & Play



- Uses fluorescent ballast
- No re-wiring required
- Low installation cost
- Direct replacement (lamp)
- Dimming limited by ballast
- Check compatibility

Ballast Bypass (UL Type B)

Simple Long-Term Solution

- Uses no ballast / driver
- Re-wire to bypass ballast
- Low future maintenance
- Retrofit Kit (lamp, label)
- Dimming impractical
- Consider misapplication fuse

External LED Driver (UL Type C)

Robust & Flexible System



- Uses external LED driver
- Replace ballast with driver
- Low voltage output
- Retrofit Kit (lamp, label, driver)
- Dimming driver (0-10V)
- Field-tunable driver settings

LED Tube Wiring Basics:

The wiring diagrams below are provided as general guidance for GE LED Tubes. Other manufacturers' may vary. Refer to installation guides provided with GE LED Tubes for more detailed directions. If sockets are in good condition, no socket replacement should be necessary for GE LED Tubes. Add a jumper to non-shunted sockets, or tie both wires from a non-shunted socket to the incoming power as shown.

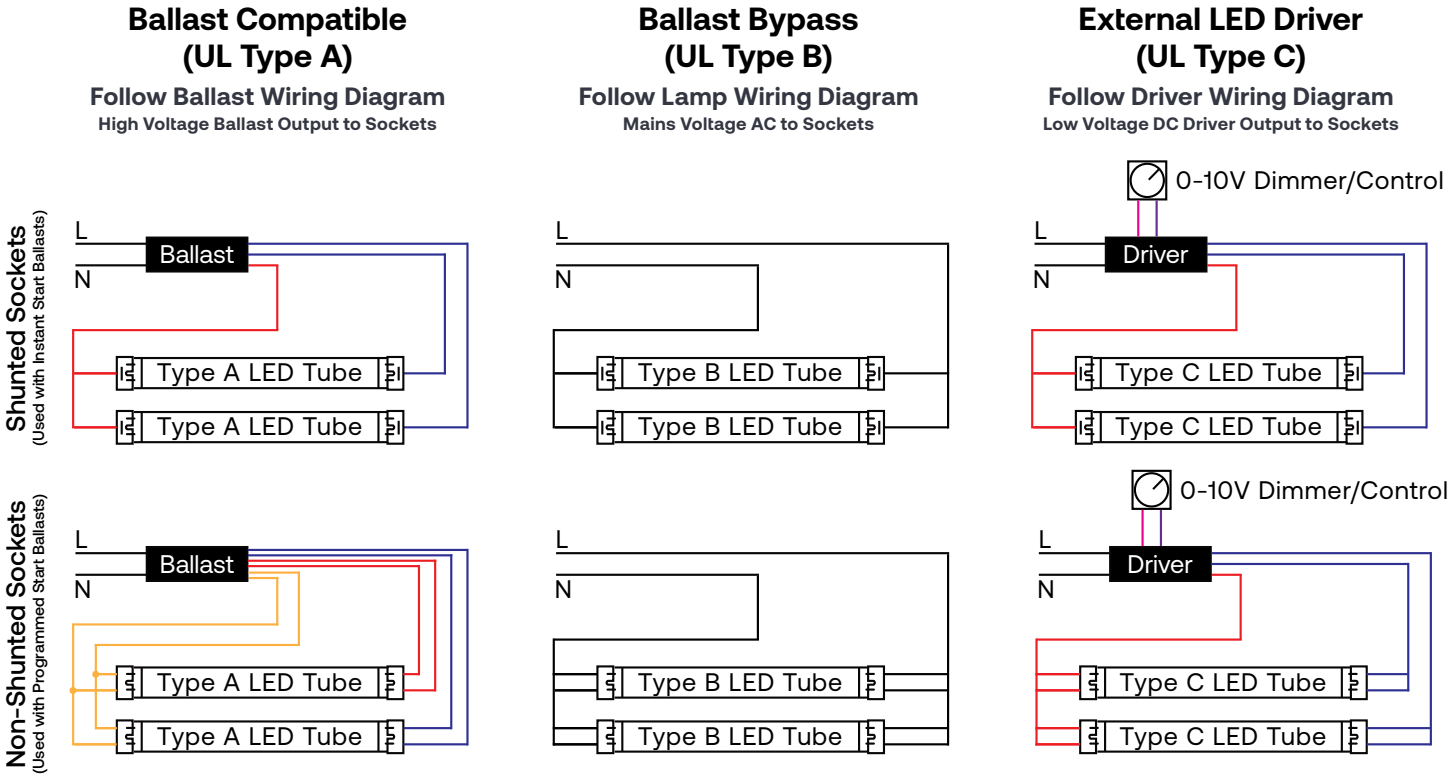

LED Tube Construction, Coating, & covRguard®:

GE LED Tubes are primarily constructed of glass tubes with an internal coating for diffusion. This is similar to linear fluorescent construction that has been used for decades. Glass is a stable material and works well for most applications. The coating inside the glass provides good diffusion, spreading out the light and eliminating hot spots and pixilation from the individual LEDs.

GE LED Tubes are also offered with PET coating. This white coating is heat-shrunk onto a clear glass tube. Diffusion is supplied by the PET coating, which also provides some shatter resistance. These lamps are NSF Splash Zone rated.

GE LED Tubes are also available with covRguard®. Similar to covRguard® on linear fluorescent lamps, a polycarbonate sleeve is applied over the glass tube and affixed to the lamp end caps. This construction provides excellent shatter protection. These lamps are NSF Food Zone (Non-contact) rated.



LED Tubes - Type A

GE Type A LED Tubes offer a fast and easy upgrade to LED. No modification to the fixture is necessary. Simply replace the linear fluorescent lamp with the Type A LED Tube. The ballast remains in the circuit, powering the lamps. Confirm ballast compatibility at www.LED.com/LEDTUBES-ballast-compatibility.



Catalog Logic:

Bulb Shape: Bulb shape followed by its size (the maximum diameter of the bulb expressed in eighths of an inch).

Base Type: ANSI Base

Lamp Watts: Typical Lamp Watts on Normal Ballast Factor (does not include ballast consumption)

Order Code: Use the order code when ordering to ensure that you receive the exact product you require

Description: Lamp Model Description

Carton Quantity: Number of lamps packed in a carton

MOL (in): Maximun Overall Length in inches

System Watts: Total input watts, including ballast and lamp consumption typical of each Ballast Factor

Lumens (initial): Typical lamp lumens when operating on each Ballast Factor

Color Temperature (K): A measure of the visual "warmth" or "coolness" of the light from the lamp. The higher the value, the whiter or "cooler" the light appears.

Color Rendering Index (CRI or R): An indication of the ability of the lamp to render object colors in a normal natural way. The higher the number (0-100), the better the color appearance.

Rated Life L70: Hours of operation the lamp will provide before reaching 70% of its original lumen output

DLC: Indicates whether product is listed on the DesignLights Consortium® Qualified Products List

Location Rating: Location Rating as defined for LED Lamps by UL 1993

Additional Information: Typical application and/ or other important information.

							Low Ballast Factor		**Normal Ballast Factor**		High Ballast Factor							
Bulb Shape	**Base Type**	**Lamp Watts[5]**	**Order Code**	**Description**	**Carton Qty[2]**	**MOL (in)**	System Watts	Lumens (Initial)	**System Watts**	**Lumens (Initial)**	System Watts	Lumens (Initial)	**Color Temp (Initial)**	**CRI**	**Rated Life L70 (Hrs)[1]**	**DLC[1,4]**	**Location Rating[3]**	**Additional Information**
Integrated 4ft Glass Tubes (operates on Instant Start or Program Start Ballast)																		
T8	**G13**	**18**	**35767**	**LED18ET8/G/4/830**	**20**	**48**	17	2100	**20**	**2500**	26	3250	**3000K**	**80**	**70,000**	**Yes**	**Damp**	**Instant or PRS Ballast**

LED18ET8/G/4/830

- Wattage
- **E** = Type A ("**E**" = Electronic ballast)
- Bulb Shape
- "G" indicates Glass tube
- Length in feet
- CRI (8 = 80)
- CCT (30 = 3000K)

Integrated Glass Tubes - Type A

Bulb Shape	Base Type	Lamp Watts[5]	Order Code	Grainger Number	Description	Carton Qty[2]	MOL (in)	Low Ballast Factor System Watts	Low Ballast Factor Lumens (Initial)	Normal Ballast Factor System Watts	Normal Ballast Factor Lumens (Initial)	High Ballast Factor System Watts	High Ballast Factor Lumens (Initial)	Color Temp (Initial)	CRI	Rated Life L70 (Hrs)[1]	DLC® ID[4]	Location Rating[3]	Additional Information
Integrated 4ft Glass Tubes (operates on Instant Start or Program Start Ballast)																			
T8	G13	18	35767	48PX94	LED18ET8/G/4/830	20	48	17	2100	20	2500	26	3250	3000K	80	70,000	PXTA9H72	Damp	
	G13	18	35768	48PX95	LED18ET8/G/4/835	20	48	17	2100	20	2500	26	3250	3500K	80	70,000	P3FTDF97	Damp	
	G13	18	35769	48PX96	LED18ET8/G/4/840	20	48	17	2150	20	2600	26	3400	4000K	80	70,000	P9HNH1U8	Damp	
	G13	18	35772	48PX97	LED18ET8/G/4/850	20	48	17	2150	20	2600	26	3400	5000K	80	70,000	PMHB5Y1H	Damp	
	G13	18	35773	48PX98	LED18ET8/G/4/865	20	48	17	2150	20	2600	26	3400	6500K	80	70,000	-	Damp	
	G13	15	35790	48PX99	LED15ET8/G/4/830	20	48	15	1850	17	2150	23	2900	3000K	80	70,000	PNH7QX7P	Damp	
	G13	15	35791	48PY01	LED15ET8/G/4/835	20	48	15	1850	17	2200	23	2950	3500K	80	70,000	PC3FZA9X	Damp	Instant or
	G13	15	35793	48PY02	LED15ET8/G/4/840	20	48	15	1950	17	2300	23	3100	4000K	80	70,000	PXTTMVUC	Damp	PRS Ballast
	G13	15	35797	48PY03	LED15ET8/G/4/850	20	48	15	1950	17	2300	23	3100	5000K	80	70,000	PDHK69J3	Damp	
	G13	15	35798	48PY04	LED15ET8/G/4/865	20	48	15	1950	17	2300	23	3100	6500K	80	70,000	-	Damp	
	G13	10	34277	467W24	LED10ET8/G/4/830	20	48	11.5	1350	13	1600	17.5	2100	3000K	80	70,000	-	Damp	
	G13	10	34279	467W25	LED10ET8/G/4/835	20	48	11.5	1400	13	1600	17.5	2150	3500K	80	70,000	PRHQNZN1	Damp	
	G13	10	34280	467W26	LED10ET8/G/4/840	20	48	11.5	1450	13	1700	17.5	2300	4000K	80	70,000	P7YZ0A29	Damp	
	G13	10	34282	467W27	LED10ET8/G/4/850	20	48	11.5	1450	13	1700	17.5	2300	5000K	80	70,000	PSVXE1E0	Damp	
Integrated 4ft Value Glass Tubes (operates on Instant Start or Program Start Ballast)																			
T8	G13	14	34283	467W17	LED14ET8/G/4/830	20	48	15	1700	17	2050	23	2700	3000K	80	50,000	P8P45K7K	Damp	
	G13	14	34289	467W18	LED14ET8/G/4/835	20	48	15	1700	17	2050	23	2700	3500K	80	50,000	PKO4WU91	Damp	
	G13	14	34291	467W19	LED14ET8/G/4/840	20	48	15	1750	17	2100	23	2750	4000K	80	50,000	PLVH468G	Damp	
	G13	14	34300	467W20	LED14ET8/G/4/850	20	48	15	1750	17	2100	23	2750	5000K	80	50,000	P1XYY7L6	Damp	Instant or
	G13	11	93107390	55GT86	LED11ET8/G/4/830	20	48	12.5	1450	14	1700	19	2300	3000K	80	50,000	-	Damp	PRS Ballast
	G13	11	93107391	55GT87	LED11ET8/G/4/835	20	48	12.5	1450	14	1700	19	2300	3500K	80	50,000	PTB81YWO	Damp	
	G13	11	93107392	55GT88	LED11ET8/G/4/840	20	48	12.5	1450	14	1700	19	2300	4000K	80	50,000	PTIWPW1J	Damp	
	G13	11	93107393	55GT89	LED11ET8/G/4/850	20	48	12.5	1450	14	1700	19	2300	5000K	80	50,000	PZ9A65MO	Damp	
Integrated 3ft Glass Tubes (operates on Instant Start or Program Start Ballast)																			
T8	G13	10.5	35783	246N12	LED11ET8/G/3/830	20	36	11.5	1350	13	1600	18	2150	3000K	80	70,000	PCEIN3O5	Damp	
	G13	10.5	35784	246N13	LED11ET8/G/3/835	20	36	11.5	1350	13	1600	18	2150	3500K	80	70,000	PL2XF8BQ	Damp	Instant or
	G13	10.5	35788	246N14	LED11ET8/G/3/840	20	36	11.5	1350	13	1600	18	2150	4000K	80	70,000	PFERF8MX	Damp	PRS Ballast
	G13	10.5	35789	246N15	LED11ET8/G/3/850	20	36	11.5	1400	13	1650	18	2250	5000K	80	70,000	PQKLCP9K	Damp	
Integrated 2ft Glass Tubes (operates on Instant Start or Program Start Ballast)																			
T8	G13	8.5	35775	246N16	LED8ET8/G/2/830	20	24	9.5	1200	11	1350	15	1850	3000K	80	70,000	-	Damp	
	G13	8.5	35776	246N17	LED8ET8/G/2/835	20	24	9.5	1200	11	1350	15	1850	3500K	80	70,000	PJDHZYEY	Damp	Instant or
	G13	8.5	35778	246N18	LED8ET8/G/2/840	20	24	9.5	1200	11	1350	15	1850	4000K	80	70,000	P557S4DE	Damp	PRS Ballast
	G13	8.5	35779	246N19	LED8ET8/G/2/850	20	24	9.5	1200	11	1400	15	1950	5000K	80	70,000	PU5UYRCN	Damp	

Metric Integrated Glass Tubes - Type A

Bulb Shape	Base Type	Lamp Watts[5]	Order Code	Grainger Number	Description	Carton Qty[2]	MOL (in)	Low Ballast Factor System Watts	Low Ballast Factor Lumens (Initial)	Normal Ballast Factor System Watts	Normal Ballast Factor Lumens (Initial)	High Ballast Factor System Watts	High Ballast Factor Lumens (Initial)	Color Temp (Initial)	CRI	Rated Life L70 (Hrs)[1]	DLC® ID[4]	Location Rating[3]	Additional Information
Metric Integrated Glass Tubes (operates on Instant Start or Program Start Ballast)																			
T8	G13	14	93312131		LED14ET8/G/835/METRIC	20	45.67	15	1700	17	2050	23	2700	3500K	80	50,000	-	Damp	Instant or
	G13	14	93312133		LED14ET8/G/840/METRIC	20	45.67	15	1750	17	2100	23	2750	4000K	80	50,000	-	Damp	PRS Ballast

Integrated Plastic Tubes - Type A

Bulb Shape	Base Type	Lamp Watts[5]	Order Code	Grainger Number	Description	Carton Qty[2]	MOL (in)	Low Ballast Factor System Watts	Low Ballast Factor Lumens (Initial)	Normal Ballast Factor System Watts	Normal Ballast Factor Lumens (Initial)	High Ballast Factor System Watts	High Ballast Factor Lumens (Initial)	Color Temp (Initial)	CRI	Rated Life L70 (Hrs)[1]	DLC® ID[4]	Location Rating[3]	Additional Information
Integrated U6 Plastic Tubes (operates on Instant Start or Program Start Ballast)																			
T8-U6	2G13	13	43120	246N06	LED13ET8/U6/830	12	22.5	13	1500	15	1800	20.5	2400	3000K	80	50,000	P4CDITRI	Damp	
	2G13	13	43125	246N07	LED13ET8/U6/835	12	22.5	13	1550	15	1850	20.5	2450	3500K	80	50,000	PFX71YXR	Damp	Instant or
	2G13	13	43129	48UV48	LED13ET8/U6/840	12	22.5	13	1600	15	1900	20.5	2500	4000K	80	50,000	PTEX0PXE	Damp	PRS Ballast
	2G13	13	43130	48UV49	LED13ET8/U6/850	12	22.5	13	1600	15	1900	20.5	2500	5000K	80	50,000	PSF41B80	Damp	

[1] The life rating is based on the hours of operation the lamp will provide before reaching 70% of its original lumen output (L70)
[2] Minimum order quantity = Carton Qty
[3] UL 1993 Environmental Requirements for LED LAMPS
Damp Location – Exterior or interior location that is normally or periodically subject to condensation of moisture in, on, or adjacent to electrical equipment, including partially protected locations
[4] Not all product variations on this page are DLC qualified. Visit qpl.designlights.org/solid-state-lighting to confirm qualification.
[5] Bare lamp wattage operated on Normal Ballast Factor. Measured performance on Low (0.78), Normal (0.88) and High (1.18) Ballast Factors is provided for reference. Performance may vary depending on ballast model and age. Check ballast compatibility at www.LED.com/LEDTUBES-ballast-compatibility.
Please note Current lamps are not for sale for use in Yukon Territory in Canada

Integrated covRguard® Plastic Sleeved Glass Tubes - Type A

Bulb Shape	Base Type	Lamp Watts[5]	Order Code	Grainger Number	Description	Carton Qty[2]	MOL (in)	Low Ballast Factor System Watts	Low Ballast Factor Lumens (Initial)	Normal Ballast Factor System Watts	Normal Ballast Factor Lumens (Initial)	High Ballast Factor System Watts	High Ballast Factor Lumens (Initial)	Color Temp (Initial)	CRI	Rated Life L70 (Hrs)[1]	DLC® ID[4]	Location Rating[3]	Additional Information
Integrated 4ft covRguard® Plastic Sleeved Glass Tubes (operates on Instant Start or Program Start Ballast)																			
T8	G13	18	93135924	61KJ93	LED18ET8/G/4/830CVG	20	48	17	2050	20	2450	26	3200	3000K	80	70,000	PWZVF5VO	Damp	
	G13	18	93135946	61KJ86	LED18ET8/G/4/835CVG	20	48	17	2100	20	2500	26	3250	3500K	80	70,000	PF5EUKL2	Damp	
	G13	18	93135947	61KJ87	LED18ET8/G/4/840CVG	20	48	17	2100	20	2500	26	3250	4000K	80	70,000	PSKVG35W	Damp	
	G13	18	93135948	61KJ88	LED18ET8/G/4/850CVG	20	48	17	2150	20	2600	26	3400	5000K	80	70,000	P65JROO4	Damp	
	G13	15	93135823	61KJ83	LED15ET8/G/4/835CVG	20	48	15	1850	17	2200	23	2950	3500K	80	70,000	PYIS7JSD	Damp	NSF Food
	G13	15	93135824	61KJ84	LED15ET8/G/4/840CVG	20	48	15	1850	17	2200	23	2950	4000K	80	70,000	PPXC7238	Damp	Zone
	G13	15	93135846	61KJ85	LED15ET8/G/4/850CVG	20	48	15	1900	17	2250	23	3000	5000K	80	70,000	PU8LNXAM	Damp	
	G13	10	93135714	61KJ80	LED10ET8/G/4/835CVG	20	48	11.5	1400	13	1600	17.5	2150	3500K	80	70,000	PUCLMBOV	Damp	
	G13	10	93135715	61KJ81	LED10ET8/G/4/840CVG	20	48	11.5	1400	13	1600	17.5	2150	4000K	80	70,000	PUW18WQG	Damp	
	G13	10	93135716	61KJ82	LED10ET8/G/4/850CVG	20	48	11.5	1400	13	1650	17.5	2250	5000K	80	70,000	PI7FRGBP	Damp	
Integrated 3ft covRguard® Plastic Sleeved Glass Tubes (operates on Instant Start or Program Start Ballast)																			
T8	G13	10.5	93135659	61KJ77	LED11ET8/G/3/835CVG	20	36	11.5	1350	13	1600	18	2150	3500K	80	70,000	PSBVQAZE	Damp	NSF Food
	G13	10.5	93135660	61KJ78	LED11ET8/G/3/840CVG	20	36	11.5	1350	13	1600	18	2150	4000K	80	70,000	P5QTVCPX	Damp	Zone
	G13	10.5	93135661	61KJ79	LED11ET8/G/3/850CVG	20	36	11.5	1400	13	1650	18	2250	5000K	80	70,000	PJ78M875	Damp	
Integrated 2ft covRguard® Plastic Sleeved Glass Tubes (operates on Instant Start or Program Start Ballast)																			
T8	G13	8.5	93135655	61KJ74	LED8ET8/G/2/835CVG	20	24	9.5	1200	11	1350	15	1850	3500K	80	70,000	PVDR8UFU	Damp	NSF Food
	G13	8.5	93135656	61KJ75	LED8ET8/G/2/840CVG	20	24	9.5	1200	11	1350	15	1850	4000K	80	70,000	PDP040JM	Damp	Zone
	G13	8.5	93135657	61KJ76	LED8ET8/G/2/850CVG	20	24	9.5	1200	11	1350	15	1850	5000K	80	70,000	P0Y2CIVW	Damp	

Integrated PET Plastic Coated Glass Tubes - Type A

Bulb Shape	Base Type	Lamp Watts[5]	Order Code	Grainger Number	Description	Carton Qty[2]	MOL (in)	Low Ballast Factor System Watts	Low Ballast Factor Lumens (Initial)	Normal Ballast Factor System Watts	Normal Ballast Factor Lumens (Initial)	High Ballast Factor System Watts	High Ballast Factor Lumens (Initial)	Color Temp (Initial)	CRI	Rated Life L70 (Hrs)[1]	DLC® ID[4]	Location Rating[3]	Additional Information
Integrated 4ft PET Plastic Coated Glass Tubes (operates on Instant Start or Program Start Ballast)																			
T8	G13	14	93107394	55GT90	LED14ET8/G4/830CT	20	48	15	1700	17	2050	23	2700	3000K	80	50,000	-	Damp	
	G13	14	93107506	55GT91	LED14ET8/G4/835CT	20	48	15	1700	17	2050	23	2700	3500K	80	50,000	PG06MMSK	Damp	NSF Splash
	G13	14	93107507	55GT92	LED14ET8/G4/840CT	20	48	15	1750	17	2100	23	2750	4000K	80	50,000	PI234OJJ	Damp	Zone
	G13	14	93107510	55GT93	LED14ET8/G4/850CT	20	48	15	1750	17	2100	23	2750	5000K	80	50,000	PJ6AUR4D	Damp	

[1] The life rating is based on the hours of operation the lamp will provide before reaching 70% of its original lumen output (L70)
[2] Minimum order quantity = Carton Qty
[3] UL 1993 Environmental Requirements for LED LAMPS
Damp Location – Exterior or interior location that is normally or periodically subject to condensation of moisture in, on, or adjacent to electrical equipment, including partially protected locations
[4] Not all product variations on this page are DLC qualified. Visit qpl.designlights.org/solid-state-lighting to confirm qualification.
[5] Bare lamp wattage operated on Normal Ballast Factor. Measured performance on Low (0.78), Normal (0.88) and High (1.18) Ballast Factors is provided for reference. Performance may vary depending on ballast model and age. Check ballast compatibility at www.LED.com/LEDTUBES-ballast-compatibility.
Please note Current lamps are not for sale for use in Yukon Territory in Canada

Integrated Glass Tubes - Type A - T5

Bulb Shape	Base Type	Lamp Watts[5]	Order Code	Grainger Number	Description	Carton Qty[2]	MOL (In)	System Watts (BF=1.0)	Lumens (Initial)	Color Temp. (Initial)	CRI	Rated Life L70 (Hrs)[1]	DLC® ID[4]	Location Rating[3]	Additional Information
Integrated 4ft T5 HO Glass Tubes (operates on T5 Ballast)															
T5	G5	25.5	19203	436L57	LED26ET5/G/4/830	20	46	32	3650	3000K	80	50,000	PWNBNEB9	Damp	Requires T5 HO Ballast
	G5	25.5	19221	436L58	LED26ET5/G/4/835	20	46	32	3750	3500K	80	50,000	POB2VN8V	Damp	
	G5	25.5	19227	436L59	LED26ET5/G/4/840	20	46	32	3800	4000K	80	50,000	PUS7DGWC	Damp	
	G5	25.5	19348	436L60	LED26ET5/G/4/850	20	46	32	3900	5000K	80	50,000	P99UF0I0	Damp	
	G5	25.5	19488	436L61	LED26ET5/G/4/865	20	46	32	3800	6500K	80	50,000	-	Damp	
Integrated 2ft T5 HO Glass Tubes (operates on T5 Ballast)															
T5	G5	11	34413	55GU19	LED11ET5/G/2/830	20	22	13.5	1500	3000K	80	50,000	-	Damp	Requires T5 HO Ballast
	G5	11	34417	55GU20	LED11ET5/G/2/835	20	22	13.5	1550	3500K	80	50,000	-	Damp	
	G5	11	34418	55GU21	LED11ET5/G/2/840	20	22	13.5	1600	4000K	80	50,000	-	Damp	
	G5	11	34424	55GU22	LED11ET5/G/2/850	20	22	13.5	1600	5000K	80	50,000	-	Damp	
Integrated 4ft T5 HE Glass Tubes (operates on T5 Ballast)															
T5	G5	13	34351	55GU23	LED13ET5G4/830HE	20	46	16	1900	3000K	80	50,000	P3D2AHME	Damp	Requires T5 HE Ballast
	G5	13	34354	55GU24	LED13ET5G4/835HE	20	46	16	1950	3500K	80	50,000	P9QL3V95	Damp	
	G5	13	34355	55GU25	LED13ET5G4/840HE	20	46	16	2000	4000K	80	50,000	PIN820KS	Damp	
	G5	13	34367	55GU26	LED13ET5G4/850HE	20	46	16	2000	5000K	80	50,000	PXRH4DM6	Damp	
Integrated 3ft T5 HE Glass Tubes (operates on T5 Ballast)															
T5	G5	10	34371	55GU27	LED10ET5G3/830HE	20	34	13	1500	3000K	80	50,000	-	Damp	Requires T5 HE Ballast
	G5	10	34376	55GU28	LED10ET5G3/835HE	20	34	13	1550	3500K	80	50,000	-	Damp	
	G5	10	34401	55GU29	LED10ET5G3/840HE	20	34	13	1600	4000K	80	50,000	-	Damp	
	G5	10	34402	55GU30	LED10ET5G3/850HE	20	34	13	1600	5000K	80	50,000	-	Damp	
Integrated 2ft T5 HE Glass Tubes (operates on T5 Ballast)															
T5	G5	7	34403	55GU31	LED7ET5/G2/830HE	20	22	10	1000	3000K	80	50,000	-	Damp	Requires T5 HE Ballast
	G5	7	34404	55GU32	LED7ET5/G2/835HE	20	22	10	1100	3500K	80	50,000	-	Damp	
	G5	7	34411	55GU33	LED7ET5/G2/840HE	20	22	10	1150	4000K	80	50,000	-	Damp	
	G5	7	34412	55GU34	LED7ET5/G2/850HE	20	22	10	1150	5000K	80	50,000	-	Damp	

[1] The life rating is based on the hours of operation the lamp will provide before reaching 70% of its original lumen output (L70)
[2] Minimum order quantity = Carton Qty
[3] UL 1993 Environmental Requirements for LED LAMPS
Damp Location – Exterior or interior location that is normally or periodically subject to condensation of moisture in, on, or adjacent to electrical equipment, including partially protected locations
[4] Not all product variations on this page are DLC qualified. Visit qpl.designlights.org/solid-state-lighting to confirm qualification.
[5] Bare lamp wattage operated on T5 Ballasts. Measured performance on T5 ballasts (Ballast Factor = 1.0) is provided for reference. Performance may vary depending on ballast model and age.
Check ballast compatibility at www.LED.com/LEDTUBES-ballast-compatibility.
Please note Current lamps are not for sale for use in Yukon Territory in Canada

Dual Mode PET Plastic Coated Glass Tubes - Type A+B

GE Type A+B Tubes offer the flexibility to be used in either Type A (ballast driven) or Type B (ballast bypass) applications. The notes about each separate Type apply. Type A+B Tubes might be installed as Type A and then when the ballast fails or if it is found to be incompatible, switched to Type B. To use Type A+B lamps as Type B, the same re-wiring process must be done as for Type B lamps.

Selectable SpectraChoice™ Dual Mode PET Plastic Coated Glass Tubes - Type A+B

								TYPE A MODE				TYPE B MODE								
								Low Ballast Factor		Normal Ballast Factor										
Bulb Shape	Base Type	Lamp Watts[5]	Order Code	Grainger Number	Description	Carton Qty[2]	MOL (in)	System Watts	Lumens (Initial)	System Watts	Lumens (Initial)	Input Voltage	Watts	Lumens (Initial)	Power Factor	CRI	Selectable Color Temp. (Initial)*	Rated Life L70 (Hrs)[1]	DLC®[4]	Location Rating[3]
Dual Mode 4ft PET Plastic Coated Glass Tubes (Type A+B)																				
T8	G13	14.5	93319135	421YE8	LED14ABT8/G4/8SC	25	48	15.5	1850	18.5	2200	120-277	14.5	2000	>0.9	80	3000K	50,000	S-L5ZXZP	Damp
									1900		2250			2050			3500K			
									1900		2250			2050			4000K*			
									1850		2200			2000			5000K			
Dual Mode 3ft PET Plastic Coated Glass Tubes (Type A+B)																				
T8	G13	12	93320992	421YG6	LED12ABT8/G3/8SC	25	36	10	1100	11.5	1350	120-277	12	1650	>0.9	80	3000K	50,000	-	Damp
									1150		1400			1650			3500K			
									1200		1450			1700			4000K*			
									1200		1450			1700			5000K			
Dual Mode 2ft PET Plastic Coated Glass Tubes (Type A+B)																				
T8	G13	8	93320998	421YG5	LED8ABT8/G2/8SC	25	24	9.5	1050	11	1300	120-277	8	1100	>0.9	80	3000K	50,000	-	Damp
									1100		1300			1100			3500K			
									1150		1350			1150			4000K*			
									1150		1350			1150			5000K			

Selectable SpectraChoice™ Dual Mode PET Plastic Coated Glass Tubes - Dimmer Compatibility
Lamps are dimmable on 120V on the below reverse phase dimmers.

Brand	Model Number
Compatible Reverse Phase Dimmer List	
LUTRON	DVELV-300P-**
LUTRON	DVELV-303P-**
LUTRON	MAELV-600-**

If lamp holders are shunted, follow instructions for double-ended wiring.
If lamp holders are not shunted, single-ended or double-ended wiring may be used.

Double-Ended Wiring with Shunted Lamp Holders

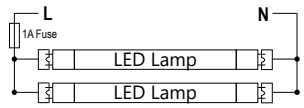

Double-Ended Wiring with Non-Shunted Lamp Holders

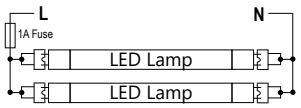

Single-Ended Wiring with Non-Shunted Lamp Holders

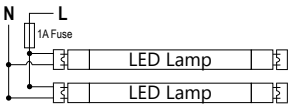

[1] The life rating is based on the hours of operation the lamp will provide before reaching 70% of its original lumen output (L70)
[2] Minimum order quantity = Carton Qty
[3] UL 1993 Environmental Requirements for LED LAMPS
Damp Location – Exterior or interior location that is normally or periodically subject to condensation of moisture in, on, or adjacent to electrical equipment, including partially protected locations
[4] Not all product variations on this page are DLC qualified. Visit qpl.designlights.org/solid-state-lighting to confirm qualification.
[5] Bare lamp wattage operated on Normal Ballast Factor. Measured performance on Low (0.78), Normal (0.88) and High (1.18) Ballast Factors is provided for reference. Performance may vary depending on ballast model and age. Check ballast compatibility at www.LED.com/LEDTUBES-ballast-compatibility.
* Default wattage and color temperature settings noted by "*" in tables above.
Please note Current lamps are not for sale for use in Yukon Territory in Canada

LED Tubes - Type B

GE Type B LED Tubes offer a simple long-term solution for linear applications. The fixture is re-wired to bypass the ballast, taking mains voltage directly to the lampholders. This eliminates the ballast as a potential failure point, eliminates the ballast energy consumption and reduces future maintenance. GE Type B LED Tubes have multiple safety features designed into the lamp. Current also offers an external misapplication fuse kit for added protection and peace of mind.



Catalog Logic:

Bulb Shape: Bulb shape followed by its size (the maximum diameter of the bulb expressed in eighths of an inch)

Base Type: ANSI Base

Watts: Energy Used (as defined by FTC Lamp Label Rules)

Order Code: Use the order code when ordering to ensure that you receive the exact product you require

Description: Lamp Model Description

Volts: Lamp data is based on operation at rated voltage

Carton Quantity: Number of lamps packed in a carton

MOL (in): Maximum Overall Length in inches

Lumens: Light output (as defined by FTC Lamp Label Rules)

Color Temperature (K): A measure of the visual "warmth" or "coolness" of the light from the lamp. The higher the value, the whiter or "cooler" the light appears.

Color Rendering Index (CRI or R): An indication of the ability of the lamp to render object colors in a normal, natural way. The higher the number (0-100), the better the color appearance.

Rated Life L70: Hours of operation the lamp will provide before reaching 70% of its original lumen output

Power Factor: A measure of the phase difference between voltage and current drawn by an electrical device

DLC: Indicates whether product is listed on the DesignLights Consortium® Qualified Products List

Location Rating: Location Rating as defined for LED Lamps by UL 1993

Additional Information: Typical application and/or other important information

Bulb Shape	Base Type	Watts	Order Code	Description	Volts	Carton Qty[2]	MOL (in)	Lumens (Initial)	Color Temp. (Initial)	CRI	Rated Life L70 (Hrs)[1]	Power Factor	DLC®[4]	Location Rating[3]	Additional Information
Ballast Bypass - 4ft Glass Tubes															
T8	G13	14	39498	LED14BDT8/G4/840	120-277	20	48	1800	4000K	80	50,000	>0.9	Yes	Damp	

LED14BDT8/G/4/840

- Wattage
- BD = Type B, Double-ended (power to both ends - L to one, N to the other)
- Bulb Shape
- "G" indicates Glass tube
- Length in feet
- CRI (8 = 80)
- CCT (40 = 4000K)

Current offers unmatched flexibility in a single **Type B LED Tube**.
Select wattage and color temperature at the flick of a switch.

LumenChoice® + SpectraChoice™ Selectable LED Tubes maximize the potential to reduce inventory and streamline product lists. These lamps allow installers to react to a wide variety of needs, providing the ability to adjust both the color temperature of the light and the brightness.

But what about when it's known a site prefers 4000K? LumenChoice® Selectable LED Tubes can be used to optimize the light levels throughout a facility with just one SKU. Reducing the wattage can save more energy and improve the comfortability of overlit spaces.

LumenChoice®

Optimize light levels and power consumption instantly, maximizing energy savings immediately

Make lumen/wattage selections easily at any time with integrated switch, no tools required

LumenChoice® + SpectraChoice™

SpectraChoice™

Match the color of lighting across a facility or choose to change the aesthetic of a space

Make color temperature selections easily at any time with integrated switch, no tools required



Ballast Bypass Selectable LumenChoice® + SpectraChoice™ Glass Tubes - Double Ended - Type B

Bulb Shape	Base Type	Order Code	Grainger Number	Description	Volts	Carton Qty[2]	MOL (in)	Selectable Watts*	Selectable Lumens (Initial)*	Selectable Color Temp. (Initial)*	CRI	Rated Life L70 (Hrs)[1]	Power Factor	DLC® ID[4]	Location Rating[3]	Additional Information
Ballast Bypass (Type B) - 4ft Glass Tubes																
T8	G13	93301824	801W95	LEDLCBDT8/G4/8SC	120-277	20	48	8 12* 16	1100 1600* 2000	3500K 4000K* 5000K	80	70,000	>0.9	S-3Q0BDP	Damp	
	G13	93313525	908YY3	LEDLCBDT8/G4/8SCXL/120-347	120-347	20	48	10 13* 16	1650 2050* 2550	3000K 3500K 4000K* 5000K	80	70,000	>0.9	S-3PNRN2	Damp	
Ballast Bypass (Type B) - 3ft Glass Tubes																
T8	G13	93313565	873MK3	LEDLCBDT8/G3/8SC/120-347	120-347	20	36	10 12* 14	1400 1650* 1800	3000K 3500K 4000K* 5000K	80	70,000	>0.9	S-6N1DV1	Damp	
Ballast Bypass (Type B) - 2ft Glass Tubes																
T8	G13	93313567	847V64	LEDLCBDT8/G2/8SC/120-347	120-347	20	24	7 9* 11	950 1150* 1350	3000K 3500K 4000K* 5000K	80	70,000	>0.9	S-HXPL6T	Damp	

Ballast Bypass Selectable LumenChoice® Glass Tubes - Double Ended - Type B

Bulb Shape	Base Type	Order Code	Grainger Number	Description	Volts	Carton Qty[2]	MOL (in)	Selectable Watts*	Selectable Lumens (Initial)*	Color Temp. (Initial)	CRI	Rated Life L70 (Hrs)[1]	Power Factor	DLC® ID[4]	Location Rating[3]	Additional Information
Ballast Bypass (Type B) - 4ft Glass Tubes																
T8	G13	93301783	801W94	LEDLCBDT8/G4/840	120-277	20	48	8 12* 16	1100 1600* 2000	4000K	80	70,000	>0.9	S-Z2H9M3	Damp	

Ballast Bypass Selectable SpectraChoice™ Glass Tubes - Double Ended - Type B

Bulb Shape	Base Type	Order Code	Grainger Number	Description	Volts	Carton Qty[2]	MOL (in)	Watts	Lumens (Initial)*	Selectable Color Temp. (Initial)*	CRI	Rated Life L70 (Hrs)[1]	Power Factor	DLC® ID[4]	Location Rating[3]	Additional Information
Ballast Bypass (Type B) - 8ft Glass Tubes																
T8	Fa8	93319020	394WU8	LED42BDT8/G8/Fa8/8SC/120-347	120-347	10	96	42	5300 5500 5500* 5400	3500K 4000K 5000K* 6500K	80	50,000	>0.9	S-FVL70T	Damp	
Ballast Bypass (Type B) - 4ft Glass Tubes																
T8	G13	93313519	908YY0	LED16BDT8/G4/8SCXL/120-347	120-347	20	48	16	2550	3000K 3500K 4000K* 5000K	80	70,000	>0.9	S-Y9PPM3	Damp	
	G13	93313501	818FC5 / 908YY1	LED13BDT8/G4/8SCXL/120-347	120-347	20	48	13	2050	3000K 3500K 4000K* 5000K	80	70,000	>0.9	S-77F6BV	Damp	
	G13	93313483	908YY2	LED10BDT8/G4/8SCXL/120-347	120-347	20	48	10	1650	3000K 3500K 4000K* 5000K	80	70,000	>0.9	S-MY0H3W	Damp	
	G13	93315883	421YG7	LED14BDT8/G4/8SC	120-277	20	48	14	1850	3000K 3500K 4000K* 5000K	80	50,000	>0.9	S-C04HBD	Damp	
Ballast Bypass (Type B) - 18 in Glass Tubes																
T8	G13	93319892	421YG8	LED7BDT8/G18/8SC/120-347	120-347	20	18	7	900 1000 1000 950	3000K 3500K 4000K* 5000K	80	70,000	>0.9	-	Damp	

For Selectable R17d Signage and Standard Glass Tubes, refer to page 34

[1] The life rating is based on the hours of operation the lamp will provide before reaching 70% of its original lumen output (L70)
[2] Minimum order quantity from Current = Case Qty
[3] UL 1993 Environmental Requirements for LED LAMPS
Damp Location – Exterior or interior location that is normally or periodically subject to condensation of moisture in, on, or adjacent to electrical equipment, including partially protected locations
[4] Visit qpl.designlights.org/solid-state-lighting to confirm qualification.
* Default wattage and color temperature settings noted by "*" in tables above.
Please note Current lamps are not for sale for use in Yukon Territory in Canada



Metric Ballast Bypass Selectable LumenChoice® + SpectraChoice™ Glass Tubes - Double Ended - Type B

Bulb Shape	Base Type	Order Code	Grainger Number	Description	Volts	Carton Qty[2]	MOL (in)	Selectable Watts*	Selectable Lumens (Initial)*	Selectable Color Temp. (Initial)*	CRI	Rated Life L70 (Hrs)[1]	Power Factor	DLC® ID[4]	Location Rating[3]	Additional Information
Ballast Bypass (Type B) - 46" Metric Glass Tubes																
T8	G13	93319902		LEDLCBDT8/G/8SC/METRIC	120-347	20	46	10	1,500 1,550 1,600 1,600	3000K 3500K 4000K 5000K	80	70,000	>0.9	-	Damp	
								13*	1,800 1,900 2,000* 2,000	3000K 3500K 4000K* 5000K						
								16	2,350 2,450 2,500 2,500	3000K 3500K 4000K 5000K						

[1] The life rating is based on the hours of operation the lamp will provide before reaching 70% of its original lumen output (L70)
[2] Minimum order quantity from Current = Case Qty
[3] UL 1993 Environmental Requirements for LED LAMPS
Damp Location – Exterior or interior location that is normally or periodically subject to condensation of moisture in, on, or adjacent to electrical equipment, including partially protected locations
[4] Visit qpl.designlights.org/solid-state-lighting to confirm qualification.
* Default wattage and color temperature settings noted by "*" in tables above.
Please note Current lamps are not for sale for use in Yukon Territory in Canada

Ballast Bypass Selectable LumenChoice® + SpectraChoice™ T5 Glass Tubes - Double Ended - Type B

Bulb Shape	Base Type	Order Code	Grainger Number	Description	Volts	Carton Qty[2]	MOL (in)	Selectable Watts*	Selectable Lumens (Initial)*	Selectable Color Temp. (Initial)*	CRI	Rated Life L70 (Hrs)[1]	Power Factor	DLC® ID[4]	Location Rating[3]	Additional Information
Ballast Bypass (Type B) - 4ft Glass Tubes																
T5	G5	93319129	393LA6	LEDLCBDT5/G4/8SC/120-347	120-347	20	46	14	2,000 2,100 2,200 2,100	3000K 3500K 4000K 5000K	80	50,000	>0.9	S-YF01DJ	Damp	
								20	2,700 2,800 2,900 2,800	3000K 3500K 4000K 5000K						
								25*	3,200 3,400 3,500* 3,400	3000K 3500K 4000K* 5000K						
Ballast Bypass (Type B) - 3ft Glass Tubes																
T5	G5	93319131	393LA5	LEDLCBDT5/G3/8SC/120-347	120-347	20	34	11.5	1,600 1,650 1,700 1,700	3000K 3500K 4000K 5000K	80	50,000	>0.9	-	Damp	
								14.5	2,000 2,050 2,100 2,100	3000K 3500K 4000K 5000K						
								18*	2,400 2,450 2,500* 2,500	3000K 3500K 4000K* 5000K						
Ballast Bypass (Type B) - 2ft Glass Tubes																
T5	G5	93319133	912AX4	LEDLCBDT5/G2/8SC/120-347	120-347	20	22	7	950 1,000 1,050 1,050	3000K 3500K 4000K 5000K	80	50,000	>0.9	-	Damp	
								9	1,250 1,300 1,350 1,350	3000K 3500K 4000K 5000K						
								11*	1,500 1,550 1,600* 1,600	3000K 3500K 4000K* 5000K						

[1] The life rating is based on the hours of operation the lamp will provide before reaching 70% of its original lumen output (L70)
[2] Minimum order quantity from Current = Case Qty
[3] UL 1993 Environmental Requirements for LED LAMPS
Damp Location – Exterior or interior location that is normally or periodically subject to condensation of moisture in, on, or adjacent to electrical equipment, including partially protected locations
[4] Visit qpl.designlights.org/solid-state-lighting to confirm qualification.
* Default wattage and color temperature settings noted by "*" in tables above.
Please note Current lamps are not for sale for use in Yukon Territory in Canada

U1/U6 Adjustable Lamp

Lamps ship 15 per carton with U 1-5/8" tube spacing to minimize carton size

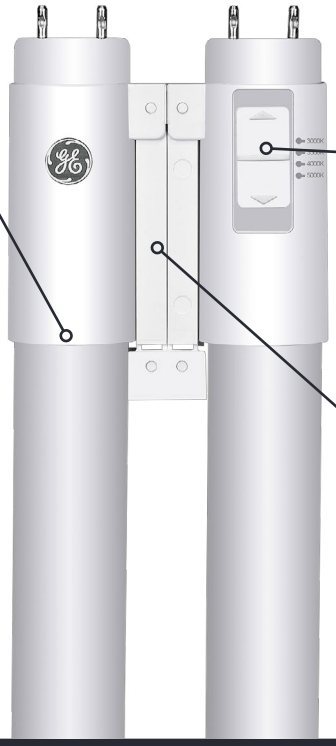

SpectraChoice™

Select color temperature using built-in switch.

U 1-5/8" closed position

Two Lamps in One

Easily transform the U 1-5/8" out of the box into a U 6" lamp by pulling apart the tubes, allowing the hinged frames to fully extend and snap into place.

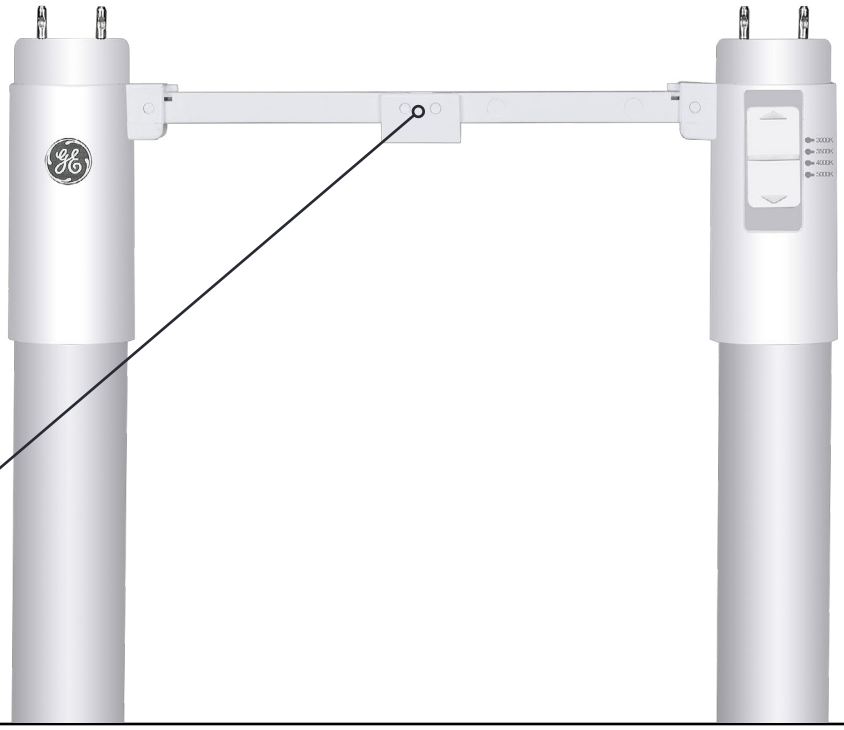

Hinged frames fully extend and snap into place to transform the lamp into U 6" tube spacing

Out of the box: U 1-5/8” configuration



Pull tubes apart to transform the lamp from U 1-5/8” tube spacing to the U 6” tube spacing

U 6” configuration with hinged frames fully extended

Ballast Bypass Selectable SpectraChoice™ T8 U1/U6 Adjustable - Double Ended - Type B

Bulb Shape	Base Type	Order Code	Grainger Number	Description	Volts	Carton Qty[2]	MOL (in)	Watts	Selectable Lumens (Initial)*	Selectable Color Temp. (Initial)*	CRI	Rated Life L70 (Hrs)[1]	Power Factor	DLC® ID[4]	Location Rating[3]	Additional Information
Ballast Bypass (Type B) - U1/U6 Adjustable Glass Tubes																
T8	2G13	93320487	408WF7	LED13BDT8/U/U6/8SC/120-347	120-347	15	22.6	13	1,750 1,800 1,850* 1,850	3000K 3500K 4000K* 5000K	80	50,000	>0.9	S-ZFKXK8	Damp	Ballast Bypass
Patent Pending																

[1] The life rating is based on the hours of operation the lamp will provide before reaching 70% of its original lumen output (L70)
[2] Minimum order quantity from Current = Case Qty
[3] UL 1993 Environmental Requirements for LED LAMPS
Damp Location – Exterior or interior location that is normally or periodically subject to condensation of moisture in, on, or adjacent to electrical equipment, including partially protected locations
[4] Visit qpl.designlights.org/solid-state-lighting to confirm qualification.
* Default wattage and color temperature settings noted by “*” in tables above.
Please note Current lamps are not for sale for use in Yukon Territory in Canada

Selectable T8 2-Piece 8ft Tube with Fa8 and R17d Base Adapters

Featuring a two-piece 4ft design that easily connects to an 8ft lamp, these tubes lower shipping costs, reduce breakage during transit, and optimize storage space. Included Fa8 and R17d base adapters, along with a durable PET coating, enable a single lamp solution for a wide range of applications, helping to simplify inventory management.

Ballast Bypass Selectable SpectraChoice™ T8 2-Piece 8ft Glass Tubes - Double Ended - Type B

Bulb Shape	Base Type[5]	Order Code	Grainger Number	Description	Volts	Carton Qty[2]	MOL (in)	Watts	Lumens (Initial)*	Selectable Color Temp. (Initial)*	CRI	Rated Life L70 (Hrs)[1]	Power Factor	DLC® ID[4]	Location Rating[3]	Additional Information
Ballast Bypass (Type B) - 2-Piece 8ft Glass Tubes																
T8	Fa8 / R17d	93325072		LED40BDT8/G8-2P/Fa8/R17d/8SC	120-277	10	96	40	5350 5500 5650 5650* 5350	3000K 3500K 4000K 5000K* 6500K	80	50,000	>0.9	-	Damp	Ballast Bypass, PET Coated, Includes Fa8 and R17d base adapters, support clip

[1] The life rating is based on the hours of operation the lamp will provide before reaching 70% of its original lumen output (L70)
[2] Minimum order quantity from Current = Case Qty
[3] UL 1993 Environmental Requirements for LED LAMPS
Damp Location – Exterior or interior location that is normally or periodically subject to condensation of moisture in, on, or adjacent to electrical equipment, including partially protected locations
[4] Visit qpl.designlights.org/solid-state-lighting to confirm qualification
[5] Ships from factory with Fa8 base adapter installed. R17d base adapter included
* Default color temperature settings noted by "*" in tables above

Lamps have a G13 base; Fa8 and R17d base adapters are included for easy in-the-field lamp conversion



G13 Base

Fa8 Base Adapter

R17d Base Adapter

2-Piece 8ft Assembly: Two 4ft pieces connect in the center to make an 8ft tube. Line up the pins and holes utilizing the arrows on the outside cover. Push the tubes together to lock into place. Support clip (5) included to secure the middle of tube to the fixture.

1

2

3



4



5

8' LED Tube Options

Current provides multiple options for replacement of existing 8' linear fluorescent lamps to LED Tubes. Below is a comprehensive list of offerings for both Fa8 and R17d base types to choose from; all of the options below are color selectable.

Fixed Fa8 or R17d base

Ballast Bypass Selectable SpectraChoice™ Glass Tubes - Double Ended - Type B

Bulb Shape	Base Type	Order Code	Grainger Number	Description	Volts	Carton Qty[2]	MOL (in)	Watts	Lumens (Initial)*	Selectable Color Temp. (Initial)*	CRI	Rated Life L70 (Hrs)[1]	Power Factor	DLC® ID[4]	Location Rating[3]	Additional Information
Ballast Bypass (Type B) - 8ft Glass Tubes																
T8	Fa8	93319020	394WU8	LED42BDT8/G8/Fa8/8SC/120-347	120-347	10	96	42	5300 5500 5500* 5400	3500K 4000K 5000K* 6500K	80	50,000	>0.9	S-FVL70T	Damp	Ballast Bypass

Ballast Bypass Selectable SpectraChoice™ Glass HO Tubes - Double Ended - Type B

Bulb Shape	Base Type	Order Code	Grainger Number	Description	Volts	Carton Qty[2]	Nominal Length (in)	Actual Length (in)	Watts	Selectable Lumens (Initial)*	Selectable Color Temp. (Initial)*	CRI	Rated Life L70 (Hrs)[1]	Power Factor	Location Rating[3]	Additional Information
Ballast Bypass (Type B) - High Output Recessed Double Contact (R17d)																
T8	R17d	93319022	912AX7	LED42BDT8/G8/R17d/8SC/120-347	120-347	10	96.0	93.91	42	5300 5500 5500 5400*	3500K 4000K 5000K 6500K*	80	50,000	>0.9	Damp	Ballast Bypass

SGN = Signage applications, R17d rotatable end caps, uniform double-sided output

Signage Ballast Bypass Selectable SpectraChoice™ Glass HO Tubes - Double Ended - Type B

Bulb Shape	Base Type	Order Code	Grainger Number	Description	Volts	Carton Qty[2]	Nominal Length (in)	Actual Length (in)	Watts	Selectable Lumens (Initial)*	Selectable Color Temp. (Initial)*	CRI	Rated Life L70 (Hrs)[1]	Power Factor	Location Rating[3]	Additional Information
Ballast Bypass (Type B) - High Output Recessed Double Contact (R17d) - Signage																
T8	R17d	93319036	424VG3	LED42BDT8/G8/R17d/8SC/SGN	120-347	10	96.0	93.91	42	4900 5100 5100 5000*	3500K 4000K 5000K 6500K*	80	50,000	>0.9	Damp	Ballast Bypass
Patent Pending																

2-Piece PET coated tubes, Fa8 and R17d base adapters

Ballast Bypass Selectable SpectraChoice™ T8 2-Piece 8ft Glass Tubes - Double Ended - Type B

Bulb Shape	Base Type[5]	Order Code	Grainger Number	Description	Volts	Carton Qty[2]	MOL (in)	Watts	Lumens (Initial)*	Selectable Color Temp. (Initial)*	CRI	Rated Life L70 (Hrs)[1]	Power Factor	DLC® ID[4]	Location Rating[3]	Additional Information
Ballast Bypass (Type B) - 2-Piece 8ft Glass Tubes																
T8	Fa8 / R17d	93325072		LED40BDT8/G8-2P/Fa8/R17d/8SC	120-277	10	96	40	5350 5500 5650 5650* 5350	3000K 3500K 4000K 5000K* 6500K	80	50,000	>0.9	-	Damp	Ballast Bypass, PET Coated, Includes Fa8 and R17d base adapters, support clip

[1] The life rating is based on the hours of operation the lamp will provide before reaching 70% of its original lumen output (L70)
[2] Minimum order quantity from Current = Case Qty
[3] UL 1993 Environmental Requirements for LED LAMPS
Damp Location – Exterior or interior location that is normally or periodically subject to condensation of moisture in, on, or adjacent to electrical equipment, including partially protected locations
[4] Visit qpl.designlights.org/solid-state-lighting to confirm qualification
[5] Ships from factory with Fa8 base adapter installed. R17d base adapter included
* Default color temperature settings noted by "*" in tables above
Please note Current lamps are not for sale for use in Yukon Territory in Canada

Ballast Bypass UXL PET Plastic Coated Glass Tubes - Double Ended - Type B

Bulb Shape	Base Type	Watts	Order Code	Grainger Number	Description	Volts	Carton Qty[2]	MOL (in)	Lumens (Initial)	Color Temp. (Initial)	CRI	Rated Life L70 (Hrs)[1]	Power Factor	DLC®[4]	Location Rating[3]	Additional Information
Ballast Bypass - 4ft UXL PET Plastic Coated Glass Tubes																
T8	G13	13.5	93322529	421YE4	LED13BDT8/G/4/835UXL	120-277	20	48	2500	3500K	80	70,000	>0.9	S-WPX3P1	Damp	NSF Splash Zone
	G13	13.5	93322535	421YE3	LED13BDT8/G/4/840UXL	120-277	20	48	2600	4000K	80	70,000	>0.9	S-3PBDXH	Damp	NSF Splash Zone
	G13	13.5	93322505	421YE2	LED13BDT8/G/4/850UXL	120-277	20	48	2600	5000K	80	70,000	>0.9	S-G2CYZF	Damp	NSF Splash Zone
	G13	9.3	93322511	421YE7	LED9BDT8/G/4/835UXL	120-277	20	48	1700	3500K	80	70,000	>0.9	S-S17R4Q	Damp	NSF Splash Zone
	G13	9.3	93322517	421YE6	LED9BDT8/G/4/840UXL	120-277	20	48	1800	4000K	80	70,000	>0.9	S-Q9SVFB	Damp	NSF Splash Zone
	G13	9.3	93322523	421YE5	LED9BDT8/G/4/850UXL	120-277	20	48	1800	5000K	80	70,000	>0.9	S-3H1TMK	Damp	NSF Splash Zone

Ballast Bypass Glass Tubes - Single Ended or Double Ended - Type B

Bulb Shape	Base Type	Watts	Order Code	Grainger Number	Description	Volts	Carton Qty[2]	MOL (in)	Lumens (Initial)	Color Temp. (Initial)	CRI	Rated Life L70 (Hrs)[1]	Power Factor	DLC®[4]	Location Rating[3]	Additional Information
Ballast Bypass - 4ft XL Glass Tubes - Single-Ended or Double-Ended Wiring																
T8	G13	8.5	93323839		LED8BT8/G4/835XL	120-277	20	48	1600	3500K	80	50,000	>0.9	-	Damp	
	G13	8.5	93321550		LED8BT8/G4/840XL	120-277	20	48	1650	4000K	80	50,000	>0.9	-	Damp	
	G13	8.5	93323845		LED8BT8/G4/850XL	120-277	20	48	1650	5000K	80	50,000	>0.9	-	Damp	

Ballast Bypass Glass Tubes - Double Ended - Type B

Bulb Shape	Base Type	Watts	Order Code	Grainger Number	Description	Volts	Carton Qty[2]	MOL (in)	Lumens (Initial)	Color Temp. (Initial)	CRI	Rated Life L70 (Hrs)[1]	Power Factor	DLC® ID[4]	Location Rating[3]	Additional Information
Ballast Bypass - 4ft XL Glass Tubes																
T8	G13	16	93132588	818FC3	LED16BDT8/G4/840XL	120-277	20	48	2550	4000K	80	70,000	>0.9	P32UZP06	Damp	
	G13	16	93132589	818FC4	LED16BDT8/G4/850XL	120-277	20	48	2550	5000K	80	70,000	>0.9	PI7ZR2DY	Damp	
	G13	13	93132554	818FC7	LED13BDT8/G4/840XL	120-277	20	48	2050	4000K	80	70,000	>0.9	PN3DG2KK	Damp	
	G13	13	93132555	818FC8	LED13BDT8/G4/850XL	120-277	20	48	2050	5000K	80	70,000	>0.9	P33RC00B	Damp	
	G13	9.5	93132549	818FD0	LED9BDT8/G4/835XL	120-277	20	48	1600	3500K	80	70,000	>0.9	PP3H2D0T	Damp	
	G13	9.5	93132550	818FD1	LED9BDT8/G4/840XL	120-277	20	48	1650	4000K	80	70,000	>0.9	PE3WWYH0	Damp	
	G13	9.5	93132551	818FD2	LED9BDT8/G4/850XL	120-277	20	48	1650	5000K	80	70,000	>0.9	P4X8QYGU	Damp	
Ballast Bypass - 4ft Glass Tubes																
T8	G13	16	93123476	818FA8	LED16BDT8/G4/830	120-277	20	48	2150	3000K	80	50,000	>0.9	P9U8R2XF	Damp	
	G13	16	93125618	818FA9	LED16BDT8/G4/835	120-277	20	48	2200	3500K	80	50,000	>0.9	PW61S4V8	Damp	
	G13	16	93125620	818FC0	LED16BDT8/G4/840	120-277	20	48	2250	4000K	80	50,000	>0.9	PLWETXLG	Damp	
	G13	16	93125622	818FC1	LED16BDT8/G4/850	120-277	20	48	2250	5000K	80	50,000	>0.9	P9DPDUA6	Damp	
	G13	14	39493	494G94	LED14BDT8/G4/830	120-277	20	48	1700	3000K	80	50,000	>0.9	PQJU40YO	Damp	
	G13	14	39494	494G95	LED14BDT8/G4/835	120-277	20	48	1750	3500K	80	50,000	>0.9	PE7DNV4V	Damp	
	G13	14	39498	494G96	LED14BDT8/G4/840	120-277	20	48	1800	4000K	80	50,000	>0.9	PFXFRIB9	Damp	
	G13	14	39519	55GT94	LED14BDT8/G4/850	120-277	20	48	1850	5000K	80	50,000	>0.9	PYXSAU7Y	Damp	
	G13	11	93117212	55XC95	LED11BDT8/G4/830	120-277	20	48	1600	3000K	80	50,000	>0.9	-	Damp	
	G13	11	93117213	55XC96	LED11BDT8/G4/835	120-277	20	48	1650	3500K	80	50,000	>0.9	P1AW5I1B	Damp	
	G13	11	93117214	55XC97	LED11BDT8/G4/840	120-277	20	48	1650	4000K	80	50,000	>0.9	P3Y9GW4E	Damp	
	G13	11	93117215	55XC98	LED11BDT8/G4/850	120-277	20	48	1700	5000K	80	50,000	>0.9	P792993K	Damp	
Ballast Bypass - 3ft Glass Tubes																
T8	G13	12	39547	55GT96	LED12BDT8/G3/835	120-277	20	36	1500	3500K	80	50,000	>0.9	P1DV4D7M	Damp	
	G13	12	39554	55GT97	LED12BDT8/G3/840	120-277	20	36	1550	4000K	80	50,000	>0.9	POEU7LZC	Damp	
	G13	12	39557	55GT98	LED12BDT8/G3/850	120-277	20	36	1550	5000K	80	50,000	>0.9	P1WXGHZO	Damp	
Ballast Bypass - 2ft Glass Tubes																
T8	G13	9	39560	55GU01	LED9BDT8/G2/835	120-277	20	24	1150	3500K	80	50,000	>0.9	P41DJP7N	Damp	
	G13	9	39561	55GU02	LED9BDT8/G2/840	120-277	20	24	1200	4000K	80	50,000	>0.9	P9VLH47P	Damp	
	G13	9	39563	55GU03	LED9BDT8/G2/850	120-277	20	24	1200	5000K	80	50,000	>0.9	PQJS5X3I	Damp	
Ballast Bypass - U6 Glass Tubes - 6" leg spacing																
T8-U6	2G13	13	93133050	61KT12	LED13BDT8/U6/835	120-277	12	22.5	1800	3500K	80	50,000	>0.9	PUWGR50L	Damp	6" leg spacing
	2G13	13	93133051	61KT13	LED13BDT8/U6/840	120-277	12	22.5	1850	4000K	80	50,000	>0.9	P5NYY5PI	Damp	6" leg spacing
	2G13	13	93133052	61KT14	LED13BDT8/U6/850	120-277	12	22.5	1850	5000K	80	50,000	>0.9	PWD1ZSNP	Damp	6" leg spacing

[1] The life rating is based on the hours of operation the lamp will provide before reaching 70% of its original lumen output (L70)
[2] Minimum order quantity from Current = Carton Qty
[3] UL 1993 Environmental Requirements for LED LAMPS
Damp Location – Exterior or interior location that is normally or periodically subject to condensation of moisture in, on, or adjacent to electrical equipment, including partially protected locations
[4] Not all product variations on this page are DLC qualified. Visit qpl.designlights.org/solid-state-lighting to confirm qualification.
* Default color temperature setting is 4000K.
Please note Current lamps are not for sale for use in Yukon Territory in Canada

Ballast Bypass covRguard® Plastic Sleeved Glass Tubes - Double Ended - Type B

Bulb Shape	Base Type	Watts	Order Code	Grainger Number	Description	Volts	Carton Qty[2]	MOL (in)	Lumens (Initial)	Color Temp. (Initial)	CRI	Rated Life L70 (Hrs)[1]	Power Factor	DLC® ID[4]	Location Rating[3]	Additional Information
Ballast Bypass - 4ft covRguard® Plastic Sleeved Glass Tubes																
T8	G13	16	93154588	818FD3	LED16BDT8/G4/835XL/CVG	120-277	20	48	2400	3500K	80	70,000	>0.9	S-HSC8PZ	Damp	NSF Food Zone
	G13	16	93154589	818FD4	LED16BDT8/G4/840XL/CVG	120-277	20	48	2450	4000K	80	70,000	>0.9	S-KDB8N5	Damp	NSF Food Zone
	G13	16	93154586	818FD5	LED16BDT8/G4/850XL/CVG	120-277	20	48	2450	5000K	80	70,000	>0.9	S-398H0M	Damp	NSF Food Zone
	G13	13	93154613	818FD6	LED13BDT8/G4/835XL/CVG	120-277	20	48	1900	3500K	80	70,000	>0.9	S-PTI7MQ	Damp	NSF Food Zone
	G13	13	93154590	818FD7	LED13BDT8/G4/840XL/CVG	120-277	20	48	1950	4000K	80	70,000	>0.9	S-HVKBRT	Damp	NSF Food Zone
	G13	13	93154612	818FD8	LED13BDT8/G4/850XL/CVG	120-277	20	48	1950	5000K	80	70,000	>0.9	S-7VT10C	Damp	NSF Food Zone
	G13	9	93154615	818FD9	LED9BDT8/G4/835XL/CVG	120-277	20	48	1550	3500K	80	70,000	>0.9	-	Damp	NSF Food Zone
	G13	9	93154616	818FE0	LED9BDT8/G4/840XL/CVG	120-277	20	48	1600	4000K	80	70,000	>0.9	S-DEZYC0	Damp	NSF Food Zone

Ballast Bypass PET Plastic Coated Glass Tubes - Double Ended - Type B

Bulb Shape	Base Type	Watts	Order Code	Grainger Number	Description	Volts	Carton Qty[2]	MOL (in)	Lumens (Initial)	Color Temp. (Initial)	CRI	Rated Life L70 (Hrs)[1]	Power Factor	DLC® ID[4]	Location Rating[3]	Additional Information
Ballast Bypass - 4ft PET Plastic Coated Glass Tubes																
T8	G13	14	93123124		LED14BDT8/G4/835CT	120-277	20	48	1750	3500K	80	50,000	>0.9	PK9D9IG0	Damp	NSF Splash Zone
	G13	14	93123316		LED14BDT8/G4/840CT	120-277	20	48	1750	4000K	80	50,000	>0.9	P9R85C2W	Damp	NSF Splash Zone
	G13	14	93123317		LED14BDT8/G4/850CT	120-277	20	48	1800	5000K	80	50,000	>0.9	PZL4PN19	Damp	NSF Splash Zone
	G13	11	93129666		LED11BDT8/G4/840CT	120-277	20	48	1650	4000K	80	50,000	>0.9	PKJQYIAK	Damp	NSF Splash Zone
Ballast Bypass - 3ft LED Tube - PET Plastic Coated Glass																
T8	G13	12	93154450		LED12BDT8/G3/840CT	120-277	20	36	1450	4000K	80	50,000	>0.9	S-UYXL72	Damp	NSF Splash Zone
Ballast Bypass - 2ft LED Tube - PET Plastic Coated Glass																
T8	G13	9	93154445		LED9BDT8/G2/840CT	120-277	20	24	1100	4000K	80	50,000	>0.9	S-K7HOSB	Damp	NSF Splash Zone

120-347V Ballast Bypass Glass Tubes - Double Ended - Type B

Bulb Shape	Base Type	Watts	Order Code	Grainger Number	Description	Volts	Carton Qty[2]	MOL (in)	Lumens (Initial)	Color Temp. (Initial)	CRI	Rated Life L70 (Hrs)[1]	Power Factor	DLC® ID[4]	Location Rating[3]	Additional Information
120-347V Ballast Bypass - 8ft Glass Tubes																
T8	R17d	42	93309189		LED42BDT8/G8/R17d/840/120-347	120-347	20	96	5500	4000K	80	50,000	>0.9	-	Damp	
120-347V Ballast Bypass - 4ft Glass Tubes																
T8	G13	15	93150744		LED15BDT8/G4/830/120-347	120-347	20	48	2000	3000K	80	50,000	>0.9	PLEZ25LCZ18C	Damp	
	G13	15	93150745		LED15BDT8/G4/835/120-347	120-347	20	48	2100	3500K	80	50,000	>0.9	PL3AD91YOVYI	Damp	
	G13	15	93150774		LED15BDT8/G4/840/120-347	120-347	20	48	2200	4000K	80	50,000	>0.9	PLAVADEOC20D	Damp	
	G13	15	93150775		LED15BDT8/G4/850/120-347	120-347	20	48	2200	5000K	80	50,000	>0.9	PLMTIE87F98F	Damp	
	G13	11.5	93305112		LED11BDT8/G4/830/120-347	120-347	20	48	1700	3000K	80	50,000	>0.9	S-P96STW	Damp	
	G13	11.5	93305113		LED11BDT8/G4/835/120-347	120-347	20	48	1750	3500K	80	50,000	>0.9	S-FK874T	Damp	
	G13	11.5	93305115		LED11BDT8/G4/840/120-347	120-347	20	48	1800	4000K	80	50,000	>0.9	S-RBECUJ	Damp	
	G13	11.5	93305116		LED11BDT8/G4/850/120-347	120-347	20	48	1800	5000K	80	50,000	>0.9	S-32DTWS	Damp	
120-347V Ballast Bypass - 3ft Glass Tubes																
T8	G13	12	93309175		LED12BDT8/G3/830/120-347	120-347	20	36	1500	3000K	80	50,000	>0.9	S-1A830D	Damp	
	G13	12	93309176		LED12BDT8/G3/835/120-347	120-347	20	36	1550	3500K	80	50,000	>0.9	S-XIZY0E	Damp	
	G13	12	93309177		LED12BDT8/G3/840/120-347	120-347	20	36	1600	4000K	80	50,000	>0.9	S-4DQ73F	Damp	
	G13	12	93309178		LED12BDT8/G3/850/120-347	120-347	20	36	1600	5000K	80	50,000	>0.9	S-CDWEX5	Damp	
120-347V Ballast Bypass - 2ft Glass Tubes																
T8	G13	7	93309179		LED7BDT8/G2/830/120-347	120-347	20	24	900	3000K	80	50,000	>0.9	S-Q73A5R	Damp	
	G13	7	93309180		LED7BDT8/G2/835/120-347	120-347	20	24	925	3500K	80	50,000	>0.9	S-WVHQ2L	Damp	
	G13	7	93309181		LED7BDT8/G2/840/120-347	120-347	20	24	950	4000K	80	50,000	>0.9	S-OL6XNA	Damp	
	G13	7	93309182		LED7BDT8/G2/850/120-347	120-347	20	24	950	5000K	80	50,000	>0.9	S-ZTFN9K	Damp	

[1] The life rating is based on the hours of operation the lamp will provide before reaching 70% of its original lumen output (L70)
[2] Minimum order quantity = Carton Qty
[3] UL 1993 Environmental Requirements for LED LAMPS
Damp Location – Exterior or interior location that is normally or periodically subject to condensation of moisture in, on, or adjacent to electrical equipment, including partially protected locations
[4] Not all product variations on this page are DLC qualified. Visit qpl.designlights.org/solid-state-lighting to confirm qualification.
Please note Current lamps are not for sale for use in Yukon Territory in Canada

Ballast Bypass Glass Tubes - Double Ended - Type B - T5

Bulb Shape	Base Type	Watts	Order Code	Grainger Number	Description	Volts	Carton Qty[2]	MOL (in)	Lumens (Initial)	Color Temp. (Initial)	CRI	Rated Life L70 (Hrs)[1]	Power Factor	DLC® ID[4]	Location Rating[3]	Additional Information
Ballast Bypass - 4ft T5 HO Glass Tubes																
T5	G5	25	93100293	818FE3	LED25BDT5/G4/835	120-277	20	46	3400	3500K	80	50,000	>0.9	PNWXCFFY	Damp	
	G5	25	93100294	818FE4	LED25BDT5/G4/840	120-277	20	46	3500	4000K	80	50,000	>0.9	P56WVBL6	Damp	
	G5	25	93100295	383XR7	LED25BDT5/G4/850	120-277	20	46	3600	5000K	80	50,000	>0.9	P95QEGYA	Damp	
Ballast Bypass - 4ft T5 HE Glass Tubes																
T5	G5	14	93128486	818FF5	LED14BDT5G4840HE	120-277	20	46	2150	4000K	80	50,000	>0.9	P80DMFGU	Damp	
Ballast Bypass - 3ft T5 HE Glass Tubes																
T5	G5	11	93128488	818FF7	LED11BDT5G3830HE	120-277	20	34	1600	3000K	80	50,000	>0.9	-	Damp	
	G5	11	93128492	818FG0	LED11BDT5G3850HE	120-277	20	34	1700	5000K	80	50,000	>0.9	-	Damp	
Ballast Bypass - 2ft T5 HE Glass Tubes																
T5	G5	9	93128571	818FG4	LED9BDT5G2/850HE	120-277	20	22	1350	5000K	80	50,000	>0.9	-	Damp	

Ballast Bypass covRguard® Plastic Sleeved Glass Tubes - Double Ended - Type B - T5

Bulb Shape	Base Type	Watts	Order Code	Grainger Number	Description	Volts	Carton Qty[2]	MOL (in)	Lumens (Initial)	Color Temp. (Initial)	CRI	Rated Life L70 (Hrs)[1]	Power Factor	DLC® ID[4]	Location Rating[3]	Additional Information
Ballast Bypass - 4ft covRguard® Plastic Sleeved Glass Tubes																
T5	G5	25	93155904	818FG5	LED25BDT5/G4/840/CVG	120-277	20	46	3400	4000K	80	50,000	>0.9	S-60DSLU	Damp	NSF Food Zone
	G5	25	93155905	818FG6	LED25BDT5/G4/850/CVG	120-277	20	46	3400	5000K	80	50,000	>0.9	S-8STF01	Damp	NSF Food Zone

Type B Tube Misapplication Fuse Kit

Current offers this fuse kit for use in Type B Tube applications for protection against future misapplication of linear fluorescent lamps.

Order Code	Grainger Number	Description	Kit Contents
39017	494G97	BT8-1AFUSEKIT	1 Fuse (1A), 1 Fuse Holder

[1] The life rating is based on the hours of operation the lamp will provide before reaching 70% of its original lumen output (L70)
[2] Minimum order quantity = Carton Qty
[3] UL 1993 Environmental Requirements for LED LAMPS
Damp Location – Exterior or interior location that is normally or periodically subject to condensation of moisture in, on, or adjacent to electrical equipment, including partially protected locations
[4] Not all product variations on this page are DLC qualified. Visit qpl.designlights.org/solid-state-lighting to confirm qualification.
Please note Current lamps are not for sale for use in Yukon Territory in Canada

Why switch to LED Tubes?

LED Tubes are the fast and easy way to upgrade from Linear Fluorescent to LED.

Current offers a variety of LED Tube options, so you can choose the best solution for each application.

- No Mercury in LED
- 50% Energy Reduction
- 2x Longer Rated Life
- Quick Payback

Fluorescent lamps will soon become unavailable for sale in a number of states with upcoming legislation. Are you ready?

In an effort to regulate consumer products that contain mercury, state governments within the USA have passed legislation that will prohibit the sale and distribution of Linear and Compact Fluorescent lamps. For more information or to see if your state is impacted, please visit **www.LED.com/lamplegislation**.

LED Tube Design for Signage Applications:
Standard GE LED Tubes are constructed of glass tubes with an internal coating, similar to linear fluorescent lamps. The coating inside the glass provides good diffusion, spreading out the light and eliminating hot spots and pixilation from the individual LEDs. However, since the LED board inside the tube is on one side, the output is directional. This can be an advantage in many applications where the lamps are in a ceiling and the light needs to point down.

Linear fluorescent lamps emit light equally all the way around the diameter of the tube. For double-sided signage applications, this uniformity is ideal. Signage ("SGN") GE LED Tubes are constructed similarly to standard tubes, but with two key differences designed to improve performance in signage applications. First, Signage GE LED Tubes incorporate a reflective strip inside the tube opposite the LED board. The strip bounces light back behind the LED board and reduces the intensity directly across from the LED board. This results in more uniform light distribution, which is preferred for double-sided signage cabinets. The second key feature of Signage LED Tubes is rotatable end caps. These allow the tube to be oriented properly regardless of the socket orientation inside the cabinet.

SpectraChoice™ Allows you to easily make color temperature selections at any time with integrated switch, no tools required

Signage R17d LED Tube

SpectraChoice™

Standard R17d LED Tube

Graphical Representation of Light Distribution from HO Tubes:

Linear Fluorescent
Uniform distribution around the tube

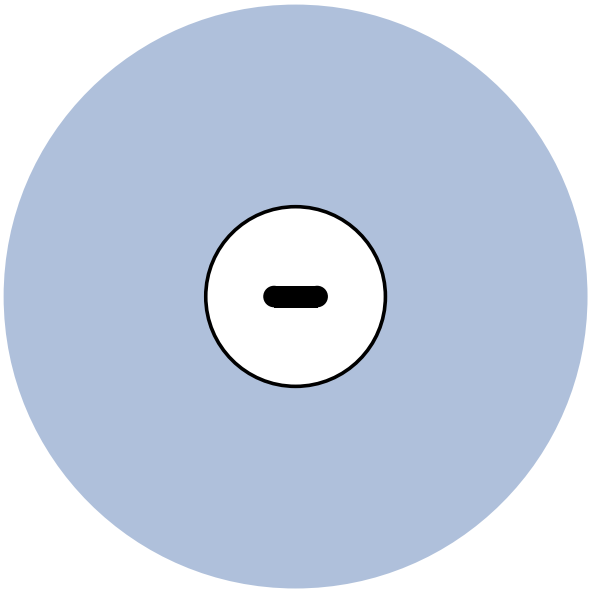

Standard LED Tube
More light directed "down" from LEDs

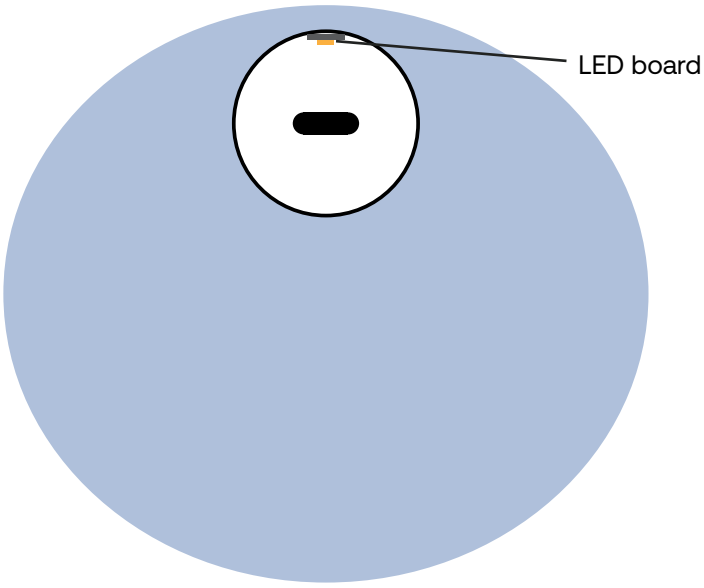

Signage LED Tube
Reflective strip provides improved uniformity*

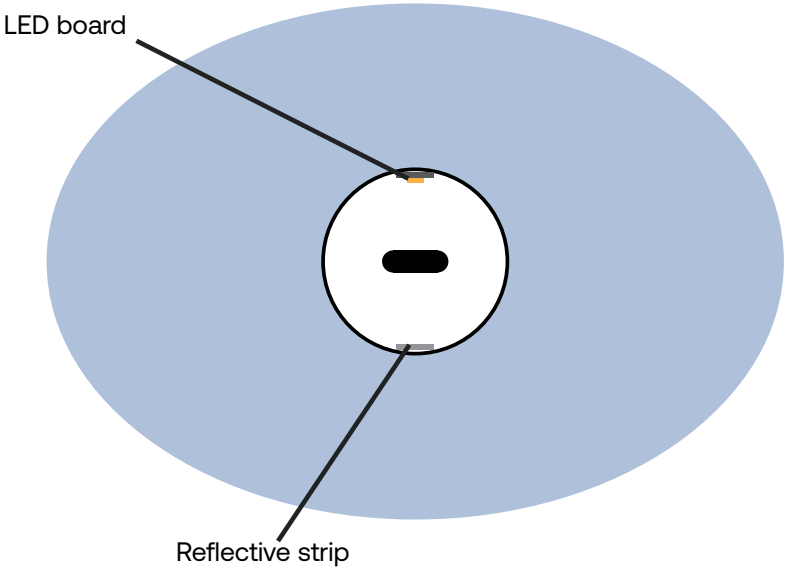



Signage LED R17d HO Tube

Signage Ballast Bypass Selectable SpectraChoice™ Glass HO Tubes - Double Ended - Type B

Bulb Shape	Base Type	Order Code	Grainger Number	Description	Volts	Carton Qty[2]	Nominal Length (in)	Actual Length (in)	Watts	Selectable Lumens (Initial)*	Selectable Color Temp. (Initial)*	CRI	Rated Life L70 (Hrs)[1]	Power Factor	Location Rating[3]	Additional Information
Ballast Bypass (Type B) - High Output Recessed Double Contact (R17d) - Signage																
T8	R17d	93323121		LED7BDT8/G18/R17d/8SC/SGN	120-347	10	18.0	15.91	7	800 900 900 850*	3500K 4000K 5000K 6500K*	80	50,000	>0.9	Damp	Ballast Bypass
	R17d	93323115		LED9BDT8/G2/R17d/8SC/SGN	120-347	10	24.0	21.91	9	1100 1200 1200 1150*	3500K 4000K 5000K 6500K*	80	50,000	>0.9	Damp	Ballast Bypass
	R17d	93323109		LED11BDT8/G30/R17d/8SC/SGN	120-347	10	30.0	27.91	11.5	1450 1550 1550 1500*	3500K 4000K 5000K 6500K*	80	50,000	>0.9	Damp	Ballast Bypass
	R17d	93319048	421YH5	LED14BDT8/G3/R17d/8SC/SGN	120-347	10	36.0	33.91	14	1800 1900 1900 1850*	3500K 4000K 5000K 6500K*	80	50,000	>0.9	Damp	Ballast Bypass
	R17d	93323103		LED16BDT8/G42/R17d/8SC/SGN	120-347	10	42.0	39.91	16	2100 2200 2200 2150*	3500K 4000K 5000K 6500K*	80	50,000	>0.9	Damp	Ballast Bypass
	R17d	93319046	421YH6	LED18BDT8/G4/R17d/8SC/SGN	120-347	10	48.0	45.91	18	2400 2500 2500 2450*	3500K 4000K 5000K 6500K*	80	50,000	>0.9	Damp	Ballast Bypass
	R17d	93319044	424VF7	LED24BDT8/G5/R17d/8SC/SGN	120-347	10	60.0	57.91	24	2800 2950 2950 2850*	3500K 4000K 5000K 6500K*	80	50,000	>0.9	Damp	Ballast Bypass
	R17d	93319042	424VF9	LED26BDT8/G64/R17d/8SC/SGN	120-347	10	64.0	61.91	26	3050 3200 3200 3100*	3500K 4000K 5000K 6500K*	80	50,000	>0.9	Damp	Ballast Bypass
	R17d	93319040	424VG0	LED30BDT8/G6/R17d/8SC/SGN	120-347	10	72.0	69.91	30	3500 3650 3650 3550*	3500K 4000K 5000K 6500K*	80	50,000	>0.9	Damp	Ballast Bypass
	R17d	93319038	424VG2	LED35BDT8/G7/R17d/8SC/SGN	120-347	10	84.0	81.91	35	4050 4250 4250 4150*	3500K 4000K 5000K 6500K*	80	50,000	>0.9	Damp	Ballast Bypass
	R17d	93319036	424VG3	LED42BDT8/G8/R17d/8SC/SGN	120-347	10	96.0	93.91	42	4900 5100 5100 5000*	3500K 4000K 5000K 6500K*	80	50,000	>0.9	Damp	Ballast Bypass
Patent Pending																

[1] The life rating is based on the hours of operation the lamp will provide before reaching 70% of its original lumen output (L70)
[2] Minimum order quantity from Current = Case Qty
[3] UL 1993 Environmental Requirements for LED LAMPS
Damp Location – Exterior or interior location that is normally or periodically subject to condensation of moisture in, on, or adjacent to electrical equipment, including partially protected locations
* Default color temperature settings noted by "*" in tables above
Please note Current lamps are not for sale for use in Yukon Territory in Canada



Standard LED R17d HO Tube

Ballast Bypass Selectable SpectraChoice™ Glass HO Tubes - Double Ended - Type B

Bulb Shape	Base Type	Order Code	Grainger Number	Description	Volts	Carton Qty[2]	Nominal Length (in)	Actual Length (in)	Watts	Selectable Lumens (Initial)*	Selectable Color Temp. (Initial)*	CRI	Rated Life L70 (Hrs)[1]	Power Factor	Location Rating[3]	Additional Information
Ballast Bypass (Type B) - High Output Recessed Double Contact (R17d)																
T8	R17d	93319034	421YG9	LED14BDT8/G3/R17d/8SC/120-347	120-347	10	36.0	33.91	14	1900 2000 2000 1950*	3500K 4000K 5000K 6500K*	80	50,000	>0.9	Damp	Ballast Bypass
	R17d	93319032	421YH0	LED18BDT8/G4/R17d/8SC/120-347	120-347	10	48.0	45.91	18	2500 2600 2600 2550*	3500K 4000K 5000K 6500K*	80	50,000	>0.9	Damp	Ballast Bypass
	R17d	93319030	421YH1	LED24BDT8/G5/R17d/8SC/120-347	120-347	10	60.0	57.91	24	3050 3200 3200 3100*	3500K 4000K 5000K 6500K*	80	50,000	>0.9	Damp	Ballast Bypass
	R17d	93319028	421YH2	LED26BDT8/G64/R17d/8SC/120-347	120-347	10	64.0	61.91	26	3310 3450 3450 3350*	3500K 4000K 5000K 6500K*	80	50,000	>0.9	Damp	Ballast Bypass
	R17d	93319026	421YH3	LED30BDT8/G6/R17d/8SC/120-347	120-347	10	72.0	69.91	30	3800 4000 4000 3850*	3500K 4000K 5000K 6500K*	80	50,000	>0.9	Damp	Ballast Bypass
	R17d	93319024	421YH4	LED35BDT8/G7/R17d/8SC/120-347	120-347	10	84.0	81.91	35	4400 4600 4600 4500*	3500K 4000K 5000K 6500K*	80	50,000	>0.9	Damp	Ballast Bypass
	R17d	93319022	912AX7	LED42BDT8/G8/R17d/8SC/120-347	120-347	10	96.0	93.91	42	5300 5500 5500 5400*	3500K 4000K 5000K 6500K*	80	50,000	>0.9	Damp	Ballast Bypass

[1] The life rating is based on the hours of operation the lamp will provide before reaching 70% of its original lumen output (L70)
[2] Minimum order quantity from Current = Case Qty
[3] UL 1993 Environmental Requirements for LED LAMPS
Damp Location – Exterior or interior location that is normally or periodically subject to condensation of moisture in, on, or adjacent to electrical equipment, including partially protected locations
* Default color temperature settings noted by "*" in tables above
Please note Current lamps are not for sale for use in Yukon Territory in Canada

Wiring Diagrams for Double-Ended Type B LED Tubes

Shunted Sockets

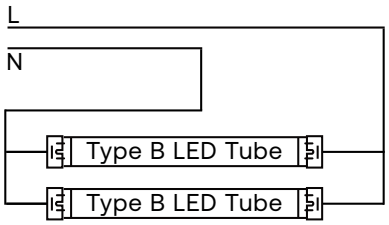

Unshunted Sockets

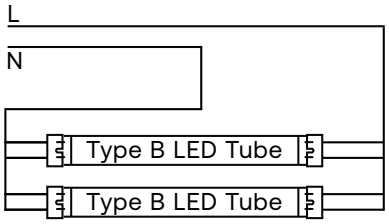

Type B Tube Misapplication Fuse Kit

Order Code	Description	Kit Contents
39017	BT8-1AFUSEKIT	1 Fuse (1A), 1 Fuse Holder

LED Tubes - Type C

GE Type C LED Tubes and Drivers are the preferred LED Tube choice for applications that demand dimming, controllability and flexibility.

GE Type C LED Tubes operate from the low voltage DC output of the drivers. The Class 2 output reduces risk of fire and shock compared to higher voltage alternatives. The same lamp may be used with various drivers.

In addition to the lamp-driver combination flexibility, LumenChoice® drivers are field-tunable. Installers can change the output to the lamps using built-in switches on the driver. This allows solutions to be optimized for each application, with potential for more energy savings by reducing the output in overlit spaces.

Dimming and controllability are readily implemented using the 0-10V dimming leads from the drivers. 0-10V dimming was common on dimming ballasts for linear fluorescent lamps, so implementation on existing systems is straightforward. 0-10V output allows for many drivers to be controlled by one device, a practical solution for LED Tube applications. The 0-10V dimming leads from GE Type C LED Tube drivers may also be combined with Current wireless controls. Contact your Current sales representative for more information.

Driver wiring mimics that of instant start ballasts, making for simple installation. Each channel from the driver is independent, so running fewer lamps than the maximum does not impact the other outputs. Running three lamps from a four-lamp driver still provides the same output to each lamp as when four lamps are being operated.

With LumenChoice® Type C LED Tubes and Drivers, fewer SKUs can be used to address the needs of an entire facility. The performance tables in this section show the light output from lamps at each driver wattage setting.

Catalog Logic:

Bulb Shape: Bulb shape followed by its size (the maximum diameter of the bulb expressed in eighths of an inch).

Base Type: ANSI Base

Order Code: Use the order code when ordering to ensure that you receive the exact product you require

Description: Lamp Model Description

Carton Quantity: Number of lamps packed in a carton

MOL (in): Maximum Overall Length in inches

Color Temperature (K): A measure of the visual "warmth" or "coolness" of the light from the lamp. The higher the value, the whiter or "cooler" the light appears.

Color Rendering Index (CRI or R): An indication of the ability of the lamp to render object colors in a normal natural way. The higher the number (0-100), the better the color appearance.

Rated Life L70: Hours of operation the lamp will provide before reaching 70% of its original lumen output

DLC: Indicates whether product is listed on the DesignLights Consortium® Qualified Products List

Location Rating: Location Rating as defined for LED Lamps by UL 1993

Initial Lumens at Selectable Settings: Lamp lumens at various wattages

Bulb Shape	Base Type	Order Code	Description	Carton Qty[2]	MOL (in)	Color Temp. (Initial)	CRI	Rated Life L70 (Hrs)[1]	DLC®[4]	Location Rating[3]	Initial Lumens: 6W	9W	12W	15W	18W
LumenChoice® 4 ft T8 Glass Tubes - Fixed CCT															
T8	G13	34211	LEDT8/LC/G/4/830	20	48	3000K	80	70,000	Yes	Damp	750	1150	1550	1900	2250

LEDT8/LC/G/4/830

- T8 — Bulb Shape
- LC — LC = LumenChoice; output determined by external driver setting
- G — "G" indicates Glass tube
- 4 — Length in feet
- 8 — CRI (8 = 80)
- 30 — CCT (30 = 3000K)

Programming LumenChoice™ Drivers

Before installation, LumenChoice™ Drivers must be set to the desired output. Lumen levels corresponding to the driver settings below are noted in the specification tables. Adjust the switches on the side of the driver to achieve the desired performance according to the table below.

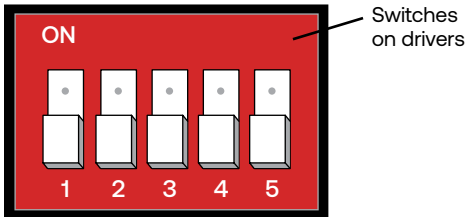

DRIVER DESCRIPTIONS	DRIVER PRODUCT CODES
LED/6-18/DR/D2L LED/6-18/DR/D4L	93313132 93313181

SYSTEM WATTS PER LAMP	SWITCH CODE				
	1	2	3	4	5
18	OFF	OFF	OFF	OFF	OFF
15	ON	OFF	OFF	OFF	OFF
12	OFF	ON	OFF	OFF	OFF
9	OFF	OFF	ON	OFF	OFF
6	OFF	OFF	OFF	ON	OFF

Remote Drivers for Type C LED Tubes

Input Watts (Max.)	Order Code	Grainger Number	Description	Input Voltage	Carton Qty[2]	Length (in)	Width (in)	Height (in)	Freq. (Hz)	Power Factor	Output Voltage	Max. Output Current (A)	Min. Temp.[1]	Max Temp.	0-10V Dim-mable	Default Wattage per Tube Setting	Additional Information
LumenChoice® Remote Drivers - Selectable Output for Type C LED Tubes (6-18W Range)																	
36	93313132	850UA0	LED/6-18/DR/D2L	120-347 VAC	10	9.5	1.3	1.2	60	>0.9	26-34 VDC	0.53x2	-4° F	104° F	Yes	12W	Max. 2 Tubes: Class 2 Output
72	93313181	850UA1	LED/6-18/DR/D4L	120-347 VAC	10	9.5	1.7	1.2	60	>0.9	26-34 VDC	0.53x4	-4° F	104° F	Yes	12W	Max. 4 Tubes: Class 2 Output
LumenChoice® Remote Drivers - Selectable Output for Type C LED Tubes (8-16.5W Range)																	
66	21379	55GU68	LED/DR/D4L/LW	120-277 VAC	10	9.5	1.7	1.2	60	>0.9	26-34 VDC	0.48x4	-4° F	104° F	Yes	12W	Max. 4 Tubes; Class 2 Output

LumenChoice® + SpectraChoice™ T8 Type C LED Tube and Driver System

Bulb Shape	Base Type	Order Code	Grainger Number	Description	Carton Qty[2]	MOL (in)	Selectable Color Temp. (Initial)	CRI	Rated Life L70 (Hrs)[1]	DLC®[4]	Location Rating[3]	Initial Lumens at Driver Settings: 6W	9W	12W	15W	18W
LumenChoice® + SpectraChoice™ 4 ft T8 Glass Tube - Selectable CCT																
T8	G13	93322420		LEDT8/LC/G/4/8SC	20	48	3500K 4000K 5000K	80	70,000	-	Damp	1050	1500	1950	2300	2700
LumenChoice® + SpectraChoice™ 3 ft T8 Glass Tube - Selectable CCT																
T8	G13	93322422		LEDT8/LC/G/3/8SC	20	36	3500K 4000K 5000K	80	70,000	-	Damp	1050	1500	1900	2250	2600
LumenChoice® + SpectraChoice™ 2 ft T8 Glass Tube - Selectable CCT																
T8	G13	93322418	416FX0	LEDT8/LC/G/2/8SC	20	24	3500K 4000K 5000K	80	70,000	-	Damp	1000	1450	1850		

LumenChoice® T8 Type C LED Tube and Driver System

Bulb Shape	Base Type	Order Code	Grainger Number	Description	Carton Qty[2]	MOL (in)	Color Temp. (Initial)	CRI	Rated Life L70 (Hrs)[1]	DLC®[4]	Location Rating[3]	Initial Lumens: 6W	9W	12W	15W	18W
LumenChoice® 4 ft T8 Glass Tubes - Fixed CCT																
T8	G13	34211	55GU35	LEDT8/LC/G/4/830	20	48	3000K	80	70,000	P0I38IQ3/ PAY71VOU	Damp	750	1150	1550	1900	2250
	G13	93314798	416FX1	LEDT8/LC/G/4/835XL	20	48	3500K	80	70,000	S-9YTMRV/ S-4ZZZSL	Damp	1000	1450	1850	2250	2600
	G13	93314800	896P13	LEDT8/LC/G/4/840XL	20	48	4000K	80	70,000	S-GQG393/ S-HJPP10	Damp	1050	1500	1900	2300	2650
	G13	93314802	416FW9	LEDT8/LC/G/4/850XL	20	48	5000K	80	70,000	S-VJSSD3/ S-QW2PTZ	Damp	1050	1500	1900	2300	2650
LumenChoice® 3 ft T8 Glass Tubes - Fixed CCT																
T8	G13	36394	55GU43	LEDT8/LC/G/3/830	20	36	3000K	80	70,000	-	Damp	800	1150	1550	1900	
LumenChoice® 2 ft T8 Glass Tubes - Fixed CCT																
T8	G13	36406	55GU47	LEDT8/LC/G/2/830	20	24	3000K	80	70,000	-	Damp	750	1100	1450		
LumenChoice® U1 T8 T8 Glass Tubes - 1-5/8" leg spacing - Fixed CCT																
T8-U1	2G13	28084	246N28	LED14T8/U/835	15	22.5	3500K	80	50,000	-	Damp	750	1100	1550		
	2G13	28164	246N29	LED14T8/U/840	15	22.5	4000K	80	50,000	-	Damp	750	1100	1550		
LumenChoice® U6 T8 Glass Tubes - 6" leg spacing - Fixed CCT																
T8-U6	2G13	43131		LED15T8/G/U6/830	12	22.5	3000K	80	50,000	-	Damp	700	1050	1450	1700	
	2G13	43135		LED15T8/G/U6/835	12	22.5	3500K	80	50,000	-	Damp	750	1100	1550	1800	
	2G13	43143	55EM32	LED15T8/G/U6/840	12	22.5	4000K	80	50,000	-	Damp	750	1100	1550	1800	
	2G13	43145		LED15T8/G/U6/850	12	22.5	5000K	80	50,000	-	Damp	750	1100	1550	1800	

Remote Drivers for Type C LED Tubes

Input Watts (Max.)	Order Code	Grainger Number	Description	Input Voltage	Carton Qty[2]	Length (in)	Width (in)	Height (in)	Freq. (Hz)	Power Factor	Output Voltage	Max. Output Current (A)	Min. Temp.[1]	Max Temp.	0-10V Dim-mable	Wattage per Tube	Additional Information
Fixed Wattage Remote Drivers for Type C LED Tubes																	
72	63126	55EM37	LED36T8/DR/D2L	120-277 VAC	10	9.5	1.7	1.2	60	>0.9	26-34 VDC	1.06x2	-4° F	104° F	Yes	36W	Max. 2 Tubes: Class 2 Output

8ft T8 Type C LED Tube and Driver System - T8 on 36W Driver

Bulb Shape	Base Type	Order Code	Grainger Number	Description	Carton Qty[2]	MOL (in)	Color Temp. (Initial)	CRI	Rated Life L70 (Hrs)[1]	DLC®[4]	Location Rating[3]	Input Watts per Lamp	Lumens (Initial)	2-Lamp 36W Driver
8 ft T8 Glass Tubes - Fixed CCT														
T8	Fa8	62327		LED36T8/G/8/835	20	96	3500K	80	50,000	PZEBFURM	Damp	36	4400	63126 LED36T8/DR/D2L
	Fa8	62329	55EM35	LED36T8/G/8/840	20	96	4000K	80	50,000	P2MIT03H	Damp	36	4400	63126 LED36T8/DR/D2L
	Fa8	62349	289Y62	LED36T8/G/8/850	20	96	4000K	80	50,000	P1U8ZD2E	Damp	36	4400	63126 LED36T8/DR/D2L

[1] The life rating is based on the hours of operation the lamp will provide before reaching 70% of its original lumen output (L70)
[2] Minimum order quantity = Carton Qty
[3] UL 1993 Environmental Requirements for LED LAMPS
Damp Location – Exterior or interior location that is normally or periodically subject to condensation of moisture in, on, or adjacent to electrical equipment, including partially protected locations
[4] Not all product variations on this page are DLC qualified. Visit qpl.designlights.org/solid-state-lighting to confirm qualification.
Please note Current lamps are not for sale for use in Yukon Territory in Canada

Remote Drivers for Type C LED Tubes

Input Watts (Max.)	Order Code	Grainger Number	Description	Input Voltage	Carton Qty[2]	Length (in)	Width (in)	Height (in)	Freq. (Hz)	Power Factor	Output Voltage	Max. Output Current (A)	Min. Temp.[1]	Max Temp.	0-10V Dim-mable	Default Wattage per Tube Setting	Additional Information
LumenChoice® Remote Drivers - Selectable Output for Type C LED Tubes (6-18W Range)																	
36	93313132	850UA0	LED/6-18/DR/D2L	120-347 VAC	10	9.5	1.3	1.2	60	>0.9	26-34 VDC	0.53x2	-4° F	104° F	Yes	12W	Max. 2 Tubes: Class 2 Output
72	93313181	850UA1	LED/6-18/DR/D4L	120-347 VAC	10	9.5	1.7	1.2	60	>0.9	26-34 VDC	0.53x4	-4° F	104° F	Yes	12W	Max. 4 Tubes: Class 2 Output
LumenChoice® Remote Drivers - Selectable Output for Type C LED Tubes (8-16.5W Range)																	
66	21379	55GU68	LED/DR/D4L/LW	120-277 VAC	10	9.5	1.7	1.2	60	>0.9	26-34 VDC	0.48x4	-4° F	104° F	Yes	12W	Max. 4 Tubes; Class 2 Output

LumenChoice® + SpectraChoice™ T5 Type C LED Tube and Driver System

Bulb Shape	Base Type	Order Code	Grainger Number	Description	Carton Qty[2]	MOL (in)	Selectable Color Temp. (Initial)	CRI	Rated Life L70 (Hrs)[1]	DLC®[4]	Location Rating[3]	Initial Lumens at Driver Settings: 6W	9W	12W	15W	18W
LumenChoice® + SpectraChoice™ 4 ft T5 Glass Tube - Selectable CCT																
T5	G5	93323642		LEDT5/LC/G/4/8SC	20	46	3500K 4000K 5000K	80	70,000	-	Damp	1150	1650	2100	2500	2950
LumenChoice® + SpectraChoice™ 3 ft T5 Glass Tube - Selectable CCT																
T5	G5	93323644		LEDT5/LC/G/3/8SC	20	34	3500K 4000K 5000K	80	70,000	-	Damp	950	1350	1700	2050	2350
LumenChoice® + SpectraChoice™ 2 ft T5 Glass Tube - Selectable CCT																
T5	G5	93323646		LEDT5/LC/G/2/8SC	20	22	3500K 4000K 5000K	80	70,000	-	Damp	850	1250	1600	1850	2150

LumenChoice® T5 Type C LED Tube and Driver System

Bulb Shape	Base Type	Order Code	Grainger Number	Description	Carton Qty[2]	MOL (in)	Color Temp. (Initial)	CRI	Rated Life L70 (Hrs)[1]	DLC®[4]	Location Rating[3]	Initial Lumens at Low Wattage Settings: 6W	9W	12W	15W	18W
LumenChoice® 4 ft T5 XL Glass Tubes - Fixed CCT																
T5	G5	93314792		LEDT5/LC/G/4/835XL	20	46	3500K	80	70,000	S-5LR7MR/ S-7DMN55	Damp	1150	1700	2150	2650	3050
	G5	93314794		LEDT5/LC/G/4/840XL	20	46	4000K	80	70,000	S-XB09Y4/ S-MY2H69	Damp	1200	1750	2200	2700	3100
	G5	93314796		LEDT5/LC/G/4/850XL	20	46	5000K	80	70,000	S-FGTDPB/ S-R7439N	Damp	1200	1750	2200	2700	3100
LumenChoice® 3 ft T5 HE Glass Tubes - Fixed CCT																
T5	G5	39002		LEDT5LC/G3/840HE	20	34	4000K	80	70,000	-	Damp	900	1300	1650	2000	2300
LumenChoice® 2 ft T5 Glass Tubes - Fixed CCT																
T5	G5	38968		LEDT5/LC/G/2/830	20	22	3000K	80	70,000	-	Damp	800	1200	1550	1800	2150
	G5	38983		LEDT5/LC/G/2/840	20	22	4000K	80	70,000	-	Damp	850	1250	1650	1900	2200

[1] The life rating is based on the hours of operation the lamp will provide before reaching 70% of its original lumen output (L70)
[2] Minimum order quantity = Carton Qty
[3] UL 1993 Environmental Requirements for LED LAMPS
Damp Location – Exterior or interior location that is normally or periodically subject to condensation of moisture in, on, or adjacent to electrical equipment, including partially protected locations
[4] Not all product variations on this page are DLC qualified. Visit qpl.designlights.org/solid-state-lighting to confirm qualification.
Please note Current lamps are not for sale for use in Yukon Territory in Canada

Emergency Battery Backup Solutions for LED Tubes

When the unexpected occurs during an emergency, you need a reliable partner you can trust. Current offers a comprehensive portfolio of LED Tubes and Emergency Battery Backup (EMBB) packs and inverters to ensure you have light when you need it most.

Ballast Compatible (UL Type A)

Easy Plug & Play



- Uses fluorescent ballast
- No re-wiring required
- Low installation cost
- Direct replacement (lamp)
- Dimming limited by ballast
- Check compatibility

Ballast Bypass (UL Type B)

Simple Long-Term Solution

- Uses no ballast / driver
- Re-wire to bypass ballast
- Low future maintenance
- Retrofit Kit (lamp, label)
- Dimming impractical
- Consider misapplication fuse

External LED Driver (UL Type C)

Robust & Flexible System



- Uses external LED driver
- Replace ballast with driver
- Low voltage output
- Retrofit Kit (lamp, label, driver)
- Dimming driver (0-10V)
- Field-tunable driver settings

Ballast Compatible (Type A) LED Tubes and Dual-Lite UFO-6W Emergency Battery Packs

All UFO-6W emergency battery packs work in conjunction with a fluorescent fixture's normal AC ballast to convert new or existing fluorescent fixtures with LED Tubes for emergency lighting operation, eliminating the need to install additional emergency lighting units.

LED Tubes Family Page
Type A LED Tubes Specification Sheet
Type A LED Tubes Installation Instructions

93063960, UFO-6W

Dual-Lite UFO-6W Product Page
LAMPAK® UFO-6W Specification Sheet
LAMPAK® UFO-6W Installation Instructions

Features & Benefits:

- Compatible with electronic, standard and magnetic, energy saving, and dimming AC ballasts
- Easy installation with versatile mounting capability inside of ballast channel, on top of or remote from fixture
- Operates one or two lamps in emergency mode
- Can be used with switched or unswitched lighting fixtures
- Test switch and LED charge indicator light supplied standard
- Low power consumption provides emergency lighting for a minimum of 90 minutes
- In-fixture or remote installation up to 50 feet

Ballast Bypass (Type B) LED Tubes and Compass CPL25 Emergency Battery Pack Inverter

The Compass CPL25 is a 25 Watt LED battery pack that maintains 90 minutes of full lumen output.



LED Tubes Family Page
Type B LED Tubes Specification Sheet
Type B LED Tubes Installation Instructions

93104398, CPL25

Compass CPL25 Product Page
Compass CPL25 Specification Sheet
Compass CPL25 Installation Instructions

Features & Benefits:

- 90 minutes of full lumen output
- Compatible with Switched and Unswitched Loads
- Full Battery Recharge in 32 hours after complete discharge
- Auto-Select 120/277VAC Input/Output
- Damp Location Listed (20°C - 40°C)
- Remote Test Switch included standard

There are other emergency inverters on the market that provide 120-277VAC that can also work. “Micro inverter” is a commonly used term for these relative low wattage devices.

External LED Driver (Type C) LED Tubes and Dual-Lite PowerLED Plus (PLD10+ / PLD10M+) Emergency Battery Packs

Intelligent 2-wire (120/277V) emergency LED battery packs operate an AC LED driver to allow an LED lighting load to be used in both normal and emergency operation.

93314264, PLD10+
93315117, PLD10+I

93314267, PLD10M+
93315118, PLD10M+I

LED Tubes Family Page
Type C LED Tubes Specification Sheet
Type C LED Tubes Installation Instructions

Dual-Lite PLD10M+ Product Page
Dual-Lite PLD10M+ Specification Sheet
Dual-Lite PLD10M+ Installation Instructions

Dual-Lite PLD10+ Product Page
Dual-Lite PLD10+ Specification Sheet
Dual-Lite PLD10+ Installation Instructions

Features & Benefits:

- Provides a minimum of 90 minutes of emergency lighting
- Can be used with normally-on, normally-off or switched fixtures
- Constant 10W design provides emergency lighting without loss of lumen output
- Auto-sensing output voltage throughout full Vf range of 20-56V
- Electronic AC lockout and low voltage disconnect (LVD) circuit
- 2-wire test switch and LED charging indicator supplied standard and optional Remote Test Switch / Charge Indicator
- Optional Spectron® self-diagnostics/self-testing

LED Lamps - HID

LED Lamps - HID

GE LED lamps for HID replacement utilize a proprietary design with active cooling, which allows for high output from a compact size. The length and diameter match HID ANSI profiles. These lamps feature omnidirectional light output, with similar distribution to traditional HID lamps. This enables GE LED lamps to fit in a variety of fixtures while providing equivalent light levels to HID. All of the GE LED lamps in this category are Type B, which means the fixture is re-wired to bypass the ballast.

Lamp **Drawings** (not drawn to scale)

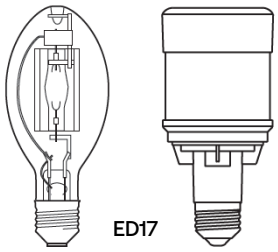

ED17

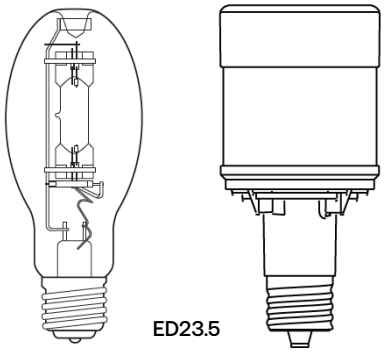

ED23.5

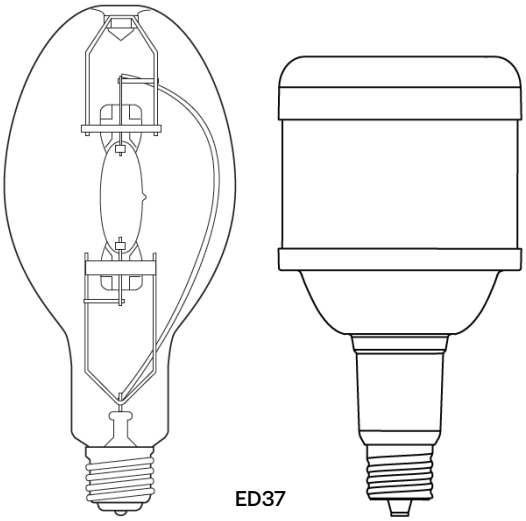

ED37

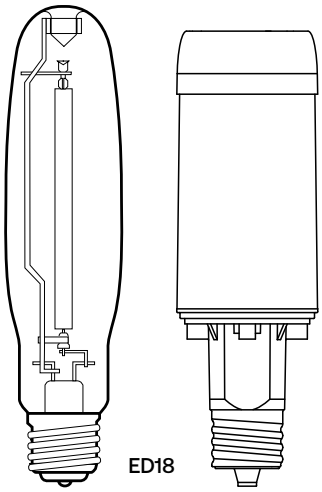

ED18

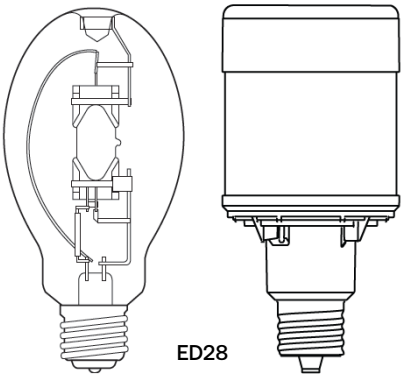

ED28

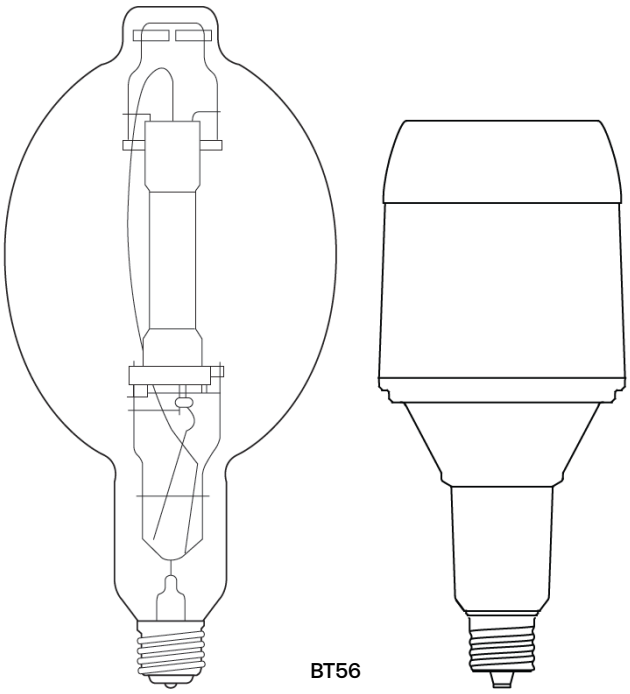

BT56

Base **Identification** (not drawn to scale)

Med Screw
E26



Mog Screw
E39

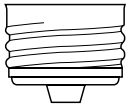

EX39

LED Lamps – HID Portfolio Snapshot

Profile		ED17	ED23.5	ED28	ED18		ED37	BT56
Base		E26/EX39 Adapter	E26/EX39 Adapter EX39	EX39	EX39		EX39	EX39
Active Cooling LED HID Lamps	Voltage	120-277 120-347	120-277 277-480	120-277 277-480	277-480	120-277 277-480	208-277 277-480	208-277 277-480
	Wattage	21W - 45W	50W - 80W	73W - 125W (UXL) 90W - 150W	120W	180W	210W - 330W (UXL) 200W - 450W	520W
	Lumens	3,400 - 7,000	7,500 - 12,500	14,000 - 23,500	20,000	30,000	35,000 - 68,000	106,000
	NEMA MH Equivalent	70W - 175W	150W - 250W	250W - 400W	360W	400W	400W - 1000W	1500W
	NEMA HPS Equivalent	50W - 100W	100W - 150W	200W - 310W	250W	400W	400W - 750W	1000W
	Hazardous Location	21W, 35W, 45W	80W	150W				
Passive Cooling LED HID Lamps	Voltage	120-347	120-277	120-277				
	Wattage	13W - 25W	32W - 46W	46W - 70W				
	Lumens	2,300 - 4,000	5,000 - 7,500	8,400 - 12,000				
	NEMA MH Equivalent	50W - 70W	150W - 175W	150W - 250W				
	NEMA HPS Equivalent	35W - 70W	70W - 100W	100W - 150W				

*Refer to subsequent pages for full product specifications including selectable options

Catalog Logic:

Bulb Shape: Bulb shape (corresponds to Traditional HID shape).

Base Type: ANSI Base

Watts: Energy Used (as defined by FTC Lamp Label Rules)

Order Code: Use the order code when ordering to ensure that you receive the exact product you require

Description: Lamp Model Description

Volts: Lamp data is based on operation at rated voltage

Carton Quantity: Number of lamps packed in a carton

MOL (in): Maximum Overall Length in inches

MOD (in): Maximum Overall Diameter in inches

Lumens: Light output (as defined by FTC Lamp Label Rules)

Color Temperature (K): A measure of the visual "warmth" or "coolness" of the light from the lamp. The higher the value, the whiter or "cooler" the light appears.

Color Rendering Index (CRI or R): An indication of the ability of the lamp to render object colors in a normal natural way. The higher the number (0-100), the better the color appearance.

Wattage Replacement: Wattage of Traditional Lamp the LED Lamp is meant to replace

Rated Life L70: Hours of operation the lamp will provide before reaching 70% of its original lumen output

Dimmable: Indicates whether a lamp is dimmable or not

DLC: Indicates whether product is listed on the DesignLights Consortium Qualified Products List

Location Rating: Location Rating as defined for LED Lamps by UL 1993

Bulb Shape	Base Type*	Watts	Order Code	Description	Volts	Carton Qty[2]	MOL (in)	MOD (in)	Lumens (Initial)	Color Temp. (Initial)	CRI	Wattage Replacement	Rated Life L70 (Hrs)[1]	Dimmable	DLC*[3,4]	Location Rating[5,6]
LED Replacement Lamps for HID - Ballast Bypass (Type B) - Hazardous Locations																
ED17	E26/EX39	21	93134832	LED21ED17/730/HAZ	120-277	3	5.4	2.6	3,000	3000K	>70	50W HPS / 70W MH	50,000	-	-	Damp

LED21ED17/730/HAZ

Wattage | Bulb Shape | CRI (7 = 70) | CCT (30 = 3000K) | Hazardous Locations

NEMA LED HID Wattage Equivalency

The National Electrical Manufacturers Association (NEMA) has published NEMA LS 20037-2024 (formerly NEMA LL 10-2020) Replacing HID Lamps with LED Lamps: Light Output Equivalency Claims. Current uses this Standard for LED products replacing HID lamps, meeting or exceeding the minimum LED light output for equivalency claims. The LED wattage equivalency varies based on the type of HID lamp being replaced - Metal Halide (MH) or High Pressure Sodium (HPS).

Metal Halide Lamp Wattage (W)	Metal Halide Initial Light Output (lm)	Minimum LED Lamp Initial Light Output (lm)	Current LED Ordinary Location Retrofit Lamps Active Cooling	Current LED Selectable Ordinary Location Retrofit Lamps Active Cooling	Current LED Selectable Ordinary Location Retrofit Lamps Passive Cooling	Current LED Hazardous Location Retrofit Lamps Active Cooling
50	3,200	2,000	LED21ED17	LED/LC/ED17	LED/LC/ED17P	LED21ED17/HAZ
70	5,200	3,000	LED21ED17	LED/LC/ED17	LED/LC/ED17P	LED21ED17/HAZ
100	8,100	5,000	LED35ED17; LED45ED17	LED/LC/ED17		LED35ED17/HAZ; LED45ED17/HAZ
150	12,000	7,500	LED50ED23.5	LED/LC/ED23.5	LED/LC/ED23.5P; LED/LC/ED28P	
175	11,000	7,000	LED45ED17; LED50ED23.5	LED/LC/ED17; LED/LC/ED23.5	LED/LC/ED23.5P; LED/LC/ED28P	
250	19,100	12,000	LED80ED23.5	LED/LC/ED23.5	LED/LC/ED28P	LED80ED23.5/HAZ
320	25,600	16,500	LED115ED28	LED/LC/ED28		
350	28,400	18,000	LED115ED28	LED/LC/ED28		
360	29,400	19,000	LED150ED28; LED120ED18	LED/LC/ED28		LED150ED28/HAZ
400	33,100	21,500	LED150ED28; LED180ED18	LED/LC/ED28; LED/LC/ED37		LED150ED28/HAZ
750	72,300	46,500	LED360ED37	LED/LC/ED37		
1,000	100,280	65,000	LED450BT56; LED470BT56	LED/LC/ED37		
1,500	153,000	99,450	LED520BT56			

HPS Lamp Wattage (W)	HPS Initial Light Output (lm)	Minimum LED Lamp Initial Light Output (lm)	Current LED Ordinary Location Retrofit Lamps Active Cooling	Current LED Selectable Ordinary Location Retrofit Lamps Active Cooling	Current LED Selectable Ordinary Location Retrofit Lamps Passive Cooling	Current LED Hazardous Location Retrofit Lamps Active Cooling
50	4,500	2,500	LED21ED17	LED/LC/ED17	LED/LC/ED17P	LED21ED17/HAZ
70	6,300	4,000	LED35ED17	LED/LC/ED17	LED/LC/ED17P	LED35ED17/HAZ
100	9,500	6,000	LED45ED17; LED50ED23.5	LED/LC/ED17; LED/LC/ED23.5	LED/LC/ED23.5P; LED/LC/ED28P	LED45ED17/HAZ
150	13,000	8,500	LED80ED23.5	LED/LC/ED23.5	LED/LC/ED28P	LED80ED23.5/HAZ
200	19,500	12,500		LED/LC/ED23.5		
250	26,000	17,000	LED115ED28; LED120ED18	LED/LC/ED28		
310	33,200	21,500	LED150ED28	LED/LC/ED28		LED150ED28/HAZ
400	44,000	29,000	LED180ED18; LED270BT56	LED/LC/ED37		
600	66,000	42,500	LED360ED37	LED/LC/ED37		
750	82,500	53,500	LED450BT56	LED/LC/ED37		
1,000	110,000	73,000	LED470BT56; LED520BT56			

LED Lamps - HID

Current offers unmatched flexibility in a **HID LED Replacement Lamp**.
Select wattage and color temperature at the flick of a switch.

LumenChoice® + SpectraChoice™ ED17, ED23.5 and ED28 lamps maximize the potential to reduce inventory and streamline product lists. These lamps allow installers to react to a wide variety of needs, providing the ability to adjust both the color temperature of the light and the brightness. Utilizing proprietary active cooling technology, Selectable LED HID lamps still match the length and diameter of the HID ANSI profile, so size isn't an issue when trying to fit these lamps into existing fixtures.

But what about when it's known a site prefers a specific color temperature? Selectable LumenChoice® ED37 replacement lamps provide a single color temperature SKU with lumen level selectability to ensure that you always have the perfect amount of light for any space at your site.

LumenChoice®



Select wattage (lumens) using built-in switch.

SpectraChoice™



Select color temperature using built-in switch.

Even more versatility
Each E26 lamp comes with a mogul base adapter.
Lamps may be used in E26 or E39/EX39 sockets.

Selectable LumenChoice® + SpectraChoice™ HID Replacement - Type B

Bulb Shape	Base Type	Order Code	Grainger Number	Description	Volts	Carton Qty[2]	MOL (in)	MOD (in)	Selectable Watts*	Selectable Lumens (Initial)*	Selectable Color Temp. (Initial)*	Wattage Replacement[7]	CRI	Rated Life L70 (Hrs)[1]	DLC® ID[3,4]	Location Rating[5,6]
LED Replacement Lamp for HID - Ballast Bypass (Type B)																
ED17	E26/ EX39	93303384	801W96	LED/LC/ED17/7SC	120-277	3	5.4	2.6	21 35* 45	3,400 5,500* 7,000	3000K 4000K* 5000K	50W HPS / 70W MH 70W HPS / 100W MH 100W HPS / 175W MH	>70	50,000	-	Damp
	E26/ EX39	93314526		LED/LC/ED17/7SC/120-347	120-347	3	5.4	2.6	21 35* 45	3,400 5,500* 7,000	3000K 4000K* 5000K	50W HPS / 70W MH 70W HPS / 100W MH 100W HPS / 175W MH	>70	50,000	-	Damp
ED23.5	E26/ EX39	93312104	859YF8	LED/LC/ED23.5M/7SC	120-277	3	7.8	3.7	50 65 80*	8,200 10,500 12,500*	3000K 4000K 5000K*	100W HPS / 150W MH 150W HPS / 150W MH 150W HPS / 250W MH	>70	50,000	-	Damp
	EX39	93312106	393LA3	LED/LC/ED23.5/7SC	120-277	3	7.8	3.7	50 65 80*	8,200 10,500 12,500*	3000K 4000K 5000K*	100W HPS / 150W MH 150W HPS / 150W MH 150W HPS / 250W MH	>70	50,000	S-4V5N0G	Damp
	EX39	93314766	908YY8	LED/LC/ED23.5/7SC/277-480	277-480	3	7.8	3.7	50 65 80*	8,200 10,500 12,500*	3000K 4000K 5000K*	100W HPS / 150W MH 150W HPS / 150W MH 150W HPS / 250W MH	>70	50,000	S-Y2WDPN / S-S2HLFY	Damp
ED28	EX39	93312102	859YF9	LED/LC/ED28/7SC	120-277	3	8.3	4.1	90 115 150*	14,000 18,000 23,500*	3000K 4000K 5000K*	200W HPS / 250W MH 250W HPS / 350W MH 310W HPS / 400W MH	>70	50,000	S-MB9GRL / S-NMTK94	Damp
	EX39	93314772	908YY9 / 394WU9	LED/LC/ED28/7SC/277-480	277-480	3	8.3	4.1	90 115 150*	14,000 18,000 23,500*	3000K 4000K 5000K*	200W HPS / 250W MH 250W HPS / 350W MH 310W HPS / 400W MH	>70	50,000	S-WWN1WP / S-3WC1C9	Damp

Selectable LumenChoice® HID Replacement - Type B

Bulb Shape	Base Type	Order Code	Grainger Number	Description	Volts	Carton Qty[2]	MOL (in)	MOD (in)	Selectable Watts*	Selectable Lumens (Initial)*	Color Temp. (Initial)	Wattage Replacement[7]	CRI	Rated Life L70 (Hrs)[1]	DLC® ID[3,4]	Location Rating[5,6]
LED Replacement Lamp for HID - Ballast Bypass (Type B)																
ED37	EX39	93321818	421YF2	LED/LC/ED37/740/208-277	208-277	3	11.3	5.6	200 325 450*	35,000 53,500 68,000*	4000K	400W HPS / 400W MH 750W HPS / 750W MH 750W HPS / 1000W MH	>70	50,000	S-TQ7WXV	Damp
	EX39	93311586	859YG0	LED/LC/ED37/740	277-480	3	11.3	5.6	200 325 450*	35,000 53,500 68,000*	4000K	400W HPS / 400W MH 750W HPS / 750W MH 750W HPS / 1000W MH	>70	50,000	S-ZZMLJT	Damp
	EX39	93321820	421YF1	LED/LC/ED37/750/208-277	208-277	3	11.3	5.6	200 325 450*	35,000 53,500 68,000*	5000K	400W HPS / 400W MH 750W HPS / 750W MH 750W HPS / 1000W MH	>70	50,000	S-T4ZBKH	Damp
	EX39	93311587	859YG1	LED/LC/ED37/750	277-480	3	11.3	5.6	200 325 450*	35,000 53,500 68,000*	5000K	400W HPS / 400W MH 750W HPS / 750W MH 750W HPS / 1000W MH	>70	50,000	S-25L41Q	Damp

Warm Selectable LumenChoice® + SpectraChoice™ HID Replacement - Type B

Bulb Shape	Base Type	Order Code	Grainger Number	Description	Volts	Carton Qty[2]	MOL (in)	MOD (in)	Selectable Watts*	Selectable Lumens (Initial)*	Selectable Color Temp. (Initial)*	Wattage Replacement[7]	CRI	Rated Life L70 (Hrs)[1]	DLC®[3,4]	Location Rating[5,6]
LED Replacement Lamp for HID - Ballast Bypass (Type B)																
ED17	E26/ EX39	93315986	908YX4	LED/LC/ED17/7WSC/120-347	120-347	3	5.4	2.6	21	2,450 3,000 3,300	1800K 2200K 2700K	35W HPS / 50W MH 35W HPS / 50W MH 50W HPS / 50W MH	>70	50,000	-	Damp
									35*	3,950 4,900* 5,350	1800K 2200K* 2700K	35W HPS / 50W MH 50W HPS / 70W MH 70W HPS / 70W MH				
									45	4,900 6,200 6,650	1800K 2200K 2700K	50W HPS / 70W MH 70W HPS / 70W MH 70W HPS / 100W MH				

[1] The life rating is based on the hours of operation the lamp will provide before reaching 70% of its original lumen output (L70)
[2] Minimum order quantity = 1
[3] E26 based products are not eligible for DLC. Not all product variations on this page are DLC qualified. Visit qpl.designlights.org/solid-state-lighting to confirm qualification.
[4] Do not use with phase-cut dimmers. Dimming functions only with external Variac control devices.
[5] UL 1993 Environmental Requirements for LED LAMPS
Damp Location – Exterior or interior location that is normally or periodically subject to condensation of moisture in, on, or adjacent to electrical equipment, including partially protected locations
[6] Not suitable for air-tight explosive or hazardous fixtures.
[7] Wattage Replacement levels correspond with wattage levels. Wattage Replacements based on NEMA Standards Publication LL 10-2020 *Replacing HID Lamps with LED Lamps: Light Output Equivalency Claims.*
* Default wattage and color temperature settings noted by "*" in tables above.
Please note Current lamps are not for sale for use in Yukon Territory in Canada

LED Lamps - HID

Leading the way in **energy savings** for HID replacements

Incorporating state-of-the-art active cooling and LEDs, GE UXL LED Lamps provide maximum energy savings and utility rebate potential for key HID wattages. The UXL ED37 lamps provide up to 65,000 lumens, achieving 1000W Metal Halide equivalency, while using only 330 Watts – a 27% savings vs. other 1000W replacements at 450 Watts. The UXL ED28 lamps provide up to 23,500 lumens, achieving 400W Metal Halide equivalency, while using only 125 Watts – a 17% savings vs. other 400W replacements at 150 Watts. UXL lamps feature three wattage levels that may be selected using a built-in switch, offering the chance to save even more energy instantly if an application allows for lower light levels. The lamp shapes adhere to the maximum ANSI length and diameter of the traditional HID lamps they are meant to replace, just like other GE LED lamps, while setting a new standard for lumens per watt.



ED28



ED37

Selectable LumenChoice® UXL HID Replacement - Type B

Bulb Shape	Base Type	Order Code	Grainger Number	Description	Volts	Carton Qty[2]	MOL (in)	MOD (in)	Selectable Watts*	Selectable Lumens (Initial)*	Color Temp. (Initial)	Wattage Replacement[7]	CRI	Rated Life L70 (Hrs)[1]	DLC® ID[3,4]	Location Rating[5,6]
LED Replacement Lamp for HID - Ballast Bypass (Type B)																
ED28	EX39	93324112		LED/LC/ED28/740UXL	120-277	3	8.3	4.1	73 95 125*	14,000 18,000 23,500*	4000K	200W HPS / 250W MH 250W HPS / 350W MH 310W HPS / 400W MH	>70	50,000	-	Damp
	EX39	93324118		LED/LC/ED28/750UXL	120-277	3	8.3	4.1	73 95 125*	14,000 18,000 23,500*	5000K	200W HPS / 250W MH 250W HPS / 350W MH 310W HPS / 400W MH	>70	50,000	-	Damp
ED37	EX39	93324104		LED/LC/ED37/740UXL	277-480	3	11.3	5.6	210 270 330*	42,000 53,500 65,000*	4000K	400W HPS / 400W MH 750W HPS / 750W MH 750W HPS / 1000W MH	>70	50,000	-	Damp
	EX39	93324106		LED/LC/ED37/750UXL	277-480	3	11.3	5.6	210 270 330*	42,000 53,500 65,000*	5000K	400W HPS / 400W MH 750W HPS / 750W MH 750W HPS / 1000W MH	>70	50,000	-	Damp

[1] The life rating is based on the hours of operation the lamp will provide before reaching 70% of its original lumen output (L70)
[2] Minimum order quantity = 1
[3] Not all product variations on this page are DLC qualified. Visit qpl.designlights.org/solid-state-lighting to confirm qualification.
[4] Do not use with phase-cut dimmers. Dimming functions only with external Variac control devices.
[5] UL 1993 Environmental Requirements for LED LAMPS
Damp Location – Exterior or interior location that is normally or periodically subject to condensation of moisture in, on, or adjacent to electrical equipment, including partially protected locations
[6] Not suitable for air-tight explosive or hazardous fixtures.
[7] Wattage Replacement levels correspond with wattage levels. Wattage Replacements based on NEMA Standards Publication LL 10-2020 *Replacing HID Lamps with LED Lamps: Light Output Equivalency Claims.*
* Default wattage and color temperature settings noted by "*" in tables above.
Please note Current lamps are not for sale for use in Yukon Territory in Canada

Unmatched lumen output from an LED lamp

GE LED High Output BT56 lamps provide industry-leading lumen output, making it possible to upgrade more applications to LED without replacing the entire fixture. GE lamps adhere to the BT56 ANSI profile for length and diameter to ensure that they will fit into existing fixture applications and utilize the existing optics. The existing fixture is wired to bypass the ballast, which reduces energy use and eliminates the need to check ballast compatibility. Benefits of retrofitting to the HO BT56 lamps include energy savings, with up to a 68% reduction in wattage, and maintenance savings due to the longevity of the LED HID lamps (50,000 hours vs. 3,000 hours for a typical 1500W Metal Halide). Target markets for these lamps are Parks and Recreation sports lighting and high mast applications.

High Output BT56 HID Replacement

Bulb Shape	Base Type	Watts	Order Code	Grainger Number	Description	Volts	Carton Qty[2]	MOL (in)	MOD (in)	Lumens (Initial)	Color Temp.	CRI	Wattage Replacement[6]	Rated Life L70 (Hrs)[1]	DLC[*4,5]	Location Rating[3]
LED Replacement Lamp for HID - Ballast Bypass (Type B)																
BT56	EX39	470	93303389	813Y56	LED470BT56/740	277-480	3	12.8	5.6	85,000	4000K	>70	1000W HPS/1000W MH	50,000	S-E56HRP	Damp, Enclosed
	EX39	520	93320138	421YG4	LED520BT56/740/208-277	208-277	3	12.8	5.6	106,000	4000K	>70	1000W HPS/1500W MH	50,000	S-8J5CHR	Damp, Enclosed
	EX39	520	93320144	421YG3	LED520BT56/750/208-277	208-277	3	12.8	5.6	106,000	5000K	>70	1000W HPS/1500W MH	50,000	S-7CHFSW	Damp, Enclosed
	EX39	520	93322984	421YF0	LED520BT56/740/277-480	277-480	3	12.8	5.6	106,000	4000K	>70	1000W HPS/1500W MH	50,000	S-RB19J3	Damp, Enclosed
	EX39	520	93322990	421YE9	LED520BT56/750/277-480	277-480	3	12.8	5.6	106,000	5000K	>70	1000W HPS/1500W MH	50,000	S-MMD144	Damp, Enclosed

These products are covered by U.S. Patents 10788163 and 10508776. These products may also be covered by other U.S. patents or pending applications.

[1] The life rating is based on the hours of operation the lamp will provide before reaching 70% of its original lumen output (L70)
[2] Minimum order quantity from Current = 1
[3] UL 1993 Environmental Requirements for LED LAMPS
Damp Location – Exterior or interior location that is normally or periodically subject to condensation of moisture in, on, or adjacent to electrical equipment, including partially protected locations
[4] Not all product variations on this page are DLC qualified. Visit qpl.designlights.org/solid-state-lighting to confirm qualification.
[5] Do not use with phase-cut dimmers. Dimming functions only with external Variac control devices.
[6] Wattage Replacements based on NEMA Standards Publication LL 10-2020 *Replacing HID Lamps with LED Lamps: Light Output Equivalency Claims.*
Please note Current lamps are not for sale for use in Yukon Territory in Canada

Current offers an industry-exclusive **400W LED HID Replacement in an ED18 Shape**.

GE LED lamps for HID replacement utilize a proprietary design with active cooling, which allows for high output from a compact size. The length and diameter match HID ANSI profiles. These lamps feature omnidirectional light output, with similar distribution to traditional HID lamps. This enables GE LED lamps to fit in a variety of fixtures while providing equivalent light levels to HID, making it possible to upgrade more applications to LED without replacing an entire fixture. All of the GE LED lamps in this category are Type B, which means the fixture is re-wired to bypass the ballast.

Lamp Drawings (not drawn to scale)

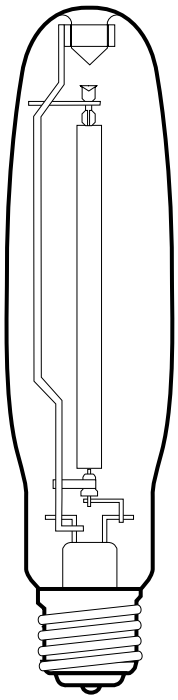

LU400

ED18

LED180

ED18 HID Replacement - Type B

Bulb Shape	Base Type	Watts	Order Code	Grainger Number	Description	Volts	Carton Qty[2]	MOL (in)	MOD (in)	Lumens (Initial)	Color Temp.	CRI	Wattage Replacement[6]	Rated Life L70 (Hrs)[1]	DLC[4,5]	Location Rating[3]
LED Replacement Lamp for HID - Ballast Bypass (Type B)																
ED18	EX39	120	93320018	421YF5	LED120ED18/730/277-480	277-480	3	9.7	3.0	20,000	3000K	>70	250W HPS/360W MH	50,000	S-47FGTZ	Damp
	EX39	120	93320024	421YF4	LED120ED18/740/277-480	277-480	3	9.7	3.0	20,000	4000K	>70	250W HPS/360W MH	50,000	S-1NR1YH	Damp
	EX39	120	93320030	421YF3	LED120ED18/750/277-480	277-480	3	9.7	3.0	20,000	5000K	>70	250W HPS/360W MH	50,000	S-MQFM9J	Damp
	EX39	180	93312096	830Y98	LED180ED18/730	120-277	3	9.7	3.0	30,000	3000K	>70	400W HPS/400W MH	50,000	S-F26H3J	Damp
	EX39	180	93312098	830Y99	LED180ED18/740	120-277	3	9.7	3.0	30,000	4000K	>70	400W HPS/400W MH	50,000	S-WN2HR8	Damp
	EX39	180	93312100	830YA0	LED180ED18/750	120-277	3	9.7	3.0	30,000	5000K	>70	400W HPS/400W MH	50,000	S-BG0B87	Damp
	EX39	180	93323715		LED180ED18/722/277-480	277-480	3	9.7	3.0	26,000	2200K	>70	250W HPS/360W MH	50,000	-	Damp
	EX39	180	93320000	421YF8	LED180ED18/730/277-480	277-480	3	9.7	3.0	30,000	3000K	>70	400W HPS/400W MH	50,000	S-LCDXR9	Damp
	EX39	180	93320006	421YF7	LED180ED18/740/277-480	277-480	3	9.7	3.0	30,000	4000K	>70	400W HPS/400W MH	50,000	S-9792TD	Damp
	EX39	180	93320012	421YF6	LED180ED18/750/277-480	277-480	3	9.7	3.0	30,000	5000K	>70	400W HPS/400W MH	50,000	S-HYQC7Z	Damp

These products are covered by U.S. Patents 10788163 and 10508776. These products may also be covered by other U.S. patents or pending applications.

[1] The life rating is based on the hours of operation the lamp will provide before reaching 70% of its original lumen output (L70)
[2] Minimum order quantity from Current = 1
[3] UL 1993 Environmental Requirements for LED LAMPS
Damp Location – Exterior or interior location that is normally or periodically subject to condensation of moisture in, on, or adjacent to electrical equipment, including partially protected locations
[4] Not all product variations on this page are DLC qualified. Visit qpl.designlights.org/solid-state-lighting to confirm qualification.
[5] Do not use with phase-cut dimmers. Dimming functions only with external Variac control devices.
[6] Wattage Replacements based on NEMA Standards Publication LL 10-2020 *Replacing HID Lamps with LED Lamps: Light Output Equivalency Claims.*
Please note Current lamps are not for sale for use in Yukon Territory in Canada

LED HID - Type B

Bulb Shape	Base Type	Watts	Order Code	Grainger Number	Description	Volts	Carton Qty[2]	MOL (in)	MOD (in)	Lumens (Initial)	Color Temp. (Initial)	CRI	Wattage Replacement[7]	Rated Life L70 (Hrs)[1]	DLC® ID[3,4]	Location Rating[5,6]
LED Replacement Lamps for HID - Ballast Bypass (Type B)																
ED17	E26	21	27729	472Z16	LED21ED17/740	120-277	3	5.4	2.6	3,400	4000K	>70	50W HPS / 70W MH	50,000	-	Damp
	E26	21	27732	472Z17	LED21ED17/750	120-277	3	5.4	2.6	3,400	5000K	>70	50W HPS / 70W MH	50,000	-	Damp
	E26	35	93112114		LED35ED17/730	120-277	3	5.4	2.6	5,000	3000K	>70	70W HPS / 100W MH	50,000	-	Damp
	E26	35	27602	472Z18	LED35ED17/740	120-277	3	5.4	2.6	5,000	4000K	>70	70W HPS / 100W MH	50,000	-	Damp
	E26	35	27724	472Z19	LED35ED17/750	120-277	3	5.4	2.6	5,000	5000K	>70	70W HPS / 100W MH	50,000	-	Damp
	E26	45	93116975		LED45ED17/835	120-277	3	5.4	2.6	6,000	3500K	>70	100W HPS / 100W MH	50,000	-	Damp
	E26	45	93148082	818FA5	LED45ED17/740	120-277	3	5.4	2.6	7,000	4000K	>70	100W HPS / 175W MH	50,000	-	Damp
	E26	45	93148081	818FA6	LED45ED17/750	120-277	3	5.4	2.6	7,000	5000K	>70	100W HPS / 175W MH	50,000	-	Damp
ED23.5	E26	80	22768	429U44	LED80ED23.5M/740	120-277	3	7.8	3.7	12,000	4000K	>70	150W HPS / 250W MH	50,000	-	Damp
	E26	80	93125008		LED80ED23.5M/750	120-277	3	7.8	3.7	12,000	5000K	>70	150W HPS / 250W MH	50,000	-	Damp
	EX39	50	22679	429U45	LED50ED23.5/740	120-277	3	7.8	3.7	7,500	4000K	>70	100W HPS / 150W MH	50,000	P2LJ433Z	Damp
	EX39	50	22739	429U46	LED50ED23.5/750	120-277	3	7.8	3.7	7,500	5000K	>70	100W HPS / 150W MH	50,000	P9E7B4MB	Damp
	EX39	50	93154637		LED50ED23.5/740/277/480	277-480	3	7.8	3.7	7,500	4000K	>70	100W HPS / 150W MH	50,000	S-QSEC3A	Damp
	EX39	80	22635	429U47	LED80ED23.5/740	120-277	3	7.8	3.7	12,000	4000K	>70	150W HPS / 250W MH	50,000	PHJ4LA1W	Damp
	EX39	80	22676	429U48	LED80ED23.5/750	120-277	3	7.8	3.7	12,000	5000K	>70	150W HPS / 250W MH	50,000	PYL1MPL2	Damp
	EX39	80	93154642		LED80ED23.5/740/277/480	277-480	3	7.8	3.7	12,000	4000K	>70	150W HPS / 250W MH	50,000	S-TUGPZM	Damp
	EX39	80	93154640		LED80ED23.5/750/277/480	277-480	3	7.8	3.7	12,000	5000K	>70	150W HPS / 250W MH	50,000	S-1FJ4CK	Damp
ED28	EX39	115	93112197		LED115ED28/730	120-277	3	8.3	4.1	18,000	3000K	>70	250W HPS / 350W MH	50,000	PE646DNU / S-PJV8RX	Damp
	EX39	115	22622	429U49	LED115ED28/740	120-277	3	8.3	4.1	18,000	4000K	>70	250W HPS / 350W MH	50,000	PONSAR2J / S-7Y6F60	Damp
	EX39	115	22623	429U50	LED115ED28/750	120-277	3	8.3	4.1	18,000	5000K	>70	250W HPS / 350W MH	50,000	PZFIPZUL / S-VVTYR7	Damp
	EX39	115	93139853		LED115ED28/740/277/480	277-480	3	8.3	4.1	18,000	4000K	>70	250W HPS / 350W MH	50,000	PZ3P5P7U / PEQF29S7	Damp
	EX39	150	93112198		LED150ED28/730	120-277	3	8.3	4.1	23,500	3000K	>70	310W HPS / 400W MH	50,000	PAVD2D0E	Damp
	EX39	150	22611	429U51	LED150ED28/740	120-277	3	8.3	4.1	23,500	4000K	>70	310W HPS / 400W MH	50,000	P53Y3N60	Damp
	EX39	150	22613	429U52	LED150ED28/750	120-277	3	8.3	4.1	23,500	5000K	>70	310W HPS / 400W MH	50,000	P1EL9LHG	Damp
ED18	EX39	120	93320018	421YF5	LED120ED18/730/277-480	277-480	3	9.7	3.0	20,000	3000K	>70	250W HPS / 360W MH	50,000	S-47FGTZ	Damp
	EX39	120	93320024	421YF4	LED120ED18/740/277-480	277-480	3	9.7	3.0	20,000	4000K	>70	250W HPS / 360W MH	50,000	S-1NR1YH	Damp
	EX39	120	93320030	421YF3	LED120ED18/750/277-480	277-480	3	9.7	3.0	20,000	5000K	>70	250W HPS / 360W MH	50,000	S-MQFM9J	Damp
	EX39	180	93312096	830Y98	LED180ED18/730	120-277	3	9.7	3.0	30,000	3000K	>70	400W HPS / 400W MH	50,000	S-F26H3J	Damp
	EX39	180	93312098	830Y99	LED180ED18/740	120-277	3	9.7	3.0	30,000	4000K	>70	400W HPS / 400W MH	50,000	S-WN2HR8	Damp
	EX39	180	93312100	830YA0	LED180ED18/750	120-277	3	9.7	3.0	30,000	5000K	>70	400W HPS / 400W MH	50,000	S-BG0B87	Damp
	EX39	180	93323715		LED180ED18/722/277-480	277-480	3	9.7	3.0	26,000	2200K	>70	250W HPS / 360W MH	50,000	-	Damp
	EX39	180	93320000	421YF8	LED180ED18/730/277-480	277-480	3	9.7	3.0	30,000	3000K	>70	400W HPS / 400W MH	50,000	S-LCDXR9	Damp
	EX39	180	93320006	421YF7	LED180ED18/740/277-480	277-480	3	9.7	3.0	30,000	4000K	>70	400W HPS / 400W MH	50,000	S-9792TD	Damp
	EX39	180	93320012	421YF6	LED180ED18/750/277-480	277-480	3	9.7	3.0	30,000	5000K	>70	400W HPS / 400W MH	50,000	S-HYQC7Z	Damp
BT56	EX39	270	93153080		LED270BT56/740/120/277	120-277	3	12.3	5.6	40,000	4000K	>70	400W HPS / 400W MH	50,000	PG8499V4	Damp
	EX39	270	93095547	493V22	LED270BT56/740	277-480	3	12.3	5.6	40,000	4000K	>70	400W HPS / 400W MH	50,000	PW0OLOQL	Damp
	EX39	270	93095553	493V23	LED270BT56/750	277-480	3	12.3	5.6	40,000	5000K	>70	400W HPS / 400W MH	50,000	PUZP8RVI	Damp
	EX39	450	93153123		LED450BT56/750/208/277	208-277	3	12.3	5.6	65,000	5000K	>70	750W HPS / 1000W MH	50,000	PD4K2UXF	Damp
	EX39	450	93096445	493V24	LED450BT56/740	277-480	3	12.3	5.6	65,000	4000K	>70	750W HPS / 1000W MH	50,000	PLNCOZ5Z	Damp
	EX39	450	93096547	493V25	LED450BT56/750	277-480	3	12.3	5.6	65,000	5000K	>70	750W HPS / 1000W MH	50,000	PH8F9ZNF	Damp
	EX39	470	93303389	813Y56	LED470BT56/740	277-480	3	12.8	5.6	85,000	4000K	>70	1000W HPS / 1000W MH	50,000	S-E56HRP	Damp
	EX39	520	93320138	421YG4	LED520BT56/740/208-277	208-277	3	12.8	5.6	106,000	4000K	>70	1000W HPS / 1500W MH	50,000	S-8J5CHR	Damp
	EX39	520	93320144	421YG3	LED520BT56/750/208-277	208-277	3	12.8	5.6	106,000	5000K	>70	1000W HPS / 1500W MH	50,000	S-7CHFSW	Damp
	EX39	520	93322984	421YF0	LED520BT56/740/277-480	277-480	3	12.8	5.6	106,000	4000K	>70	1000W HPS / 1500W MH	50,000	S-RB19J3	Damp
	EX39	520	93322990	421YE9	LED520BT56/750/277-480	277-480	3	12.8	5.6	106,000	5000K	>70	1000W HPS / 1500W MH	50,000	S-MMD144	Damp

Additional Information for LED Replacement Lamps for HID: Open and Closed Rated - Ballast bypass required
These products are covered by U.S. Patents 10788163 and 10508776. These products may also be covered by other U.S. patents or pending applications.

LED HID Accessories

Order Code	Grainger Number	Description	Carton Qty[2]	Additional Information
93151372	818FA7	LED/E26/EX39/ADAPTER	60	E26/EX39 Socket Adapter
93313551		LED-HID-TETHER-KIT	20	1 Tether Kit
93313553		LED-HID-4A-FUSE-KIT	20	1 Fuse (4A), 1 Fuse Holder
93313555		LED-HID-8A-FUSE-KIT	20	1 Fuse (8A), 1 Fuse Holder

[1] The life rating is based on the hours of operation the lamp will provide before reaching 70% of its original lumen output (L70)
[2] Minimum order quantity = 1
[3] E26 based products are not eligible for DLC. Not all product variations on this page are DLC qualified. Visit qpl.designlights.org/solid-state-lighting to confirm qualification.
[4] Do not use with phase-cut dimmers. Dimming functions only with external Variac control devices.
[5] UL 1993 Environmental Requirements for LED LAMPS
Damp Location – Exterior or interior location that is normally or periodically subject to condensation of moisture in, on, or adjacent to electrical equipment, including partially protected locations
[6] Not suitable for air-tight explosive or hazardous fixtures.
[7] Wattage Replacement levels correspond with wattage levels. Wattage Replacements based on NEMA Standards Publication LL 10-2020 *Replacing HID Lamps with LED Lamps: Light Output Equivalency Claims.*
Please note Current lamps are not for sale for use in Yukon Territory in Canada

LED Lamps - HID

Current offers a cost-effective LED conversion in a **Passive HID LED Replacement Lamp**. Select wattage and color temperature at the flick of a switch.

Current's Passive Selectable ED23.5 LED HID Replacement Lamps offer a cost effective solution for less demanding applications. Upgrade to LED in lower wattage HID applications that use the ED23.5 or ED28 shape (up to a 100W high pressure sodium, up to 175W metal halide), and significantly increase CRI compared to High Pressure Sodium Lamps, from 21 CRI to 70 CRI. The Passive cooling lamps (no fan) have electronic thermal management to gradually reduce the light as ambient temperatures increase.

LumenChoice® + SpectraChoice™ ED23.5 lamps feature built-in switches to easily allow the change of wattage and color temperature, no tools required. One lamp can cover many applications, reducing inventory & simplifying BOMs.

LumenChoice®+ SpectraChoice™

Current's Passive Selectable LED HID Lamps maintain ANSI length and diameter, ensuring that the lamps will fit into fixtures and utilize existing optics. These lamps feature omnidirectional light output, with similar distribution to traditional HID lamps. This enables GE LED lamps to fit in a variety of fixtures while providing equivalent light levels to HID and utilizing the existing optics. All of the GE LED lamps in this category are Type B, which means the fixture is re-wired to bypass the ballast.

Lamp Comparison

	ED23.5 HID Lamp	Active Cooling Selectable ED23.5	Passive Cooling Selectable ED23.5	Other Passive Cooling LED Lamps
	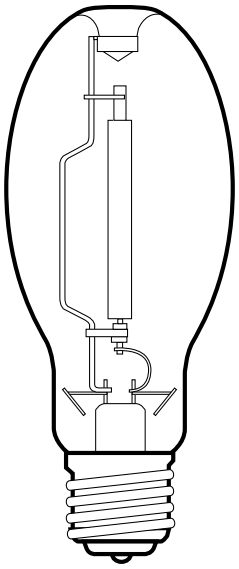			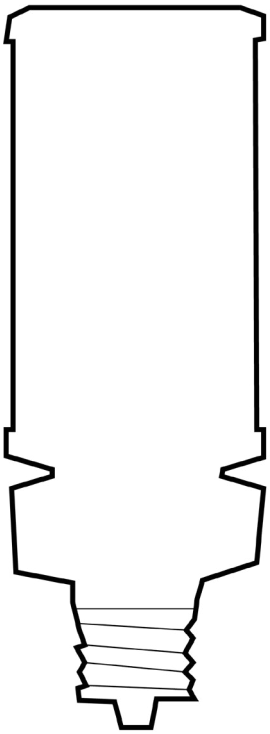
Wattage Levels (W)		50 / 65 / 80	32 / 39 / 46	36 / 45 / 54
Lumen Levels (lm)		8,000 / 10,300 / 12,000	5,000 / 6,300 / 7,500	5,040 / 6,300 / 7,560
Color Temp. Levels (K)		3000K / 4000K / 5000K	3000K / 4000K / 5000K	3000K / 4000K / 5000K
Base Options		E26 (with EX39 Adapter) or EX39	EX39	EX39
Length (in)		7.8 in	7.8 in	9.69 in
Diameter (in)		3.7 in	3.7 in	3.35 in

LumenChoice®+ SpectraChoice™

Select wattage (lumens) and color temperature using built-in switch

Passive Cooling Selectable ED17

Passive Selectable LumenChoice® + SpectraChoice™ LED HID Replacement - Type B

Bulb Shape	Base Type	Order Code	Grainger Number	Description	Volts	Carton Qty[2]	MOL (in)	MOD (in)	Selectable Watts*	Selectable Lumens (Initial)*	Selectable Color Temp. (Initial)*	Wattage Replacement[6]	CRI	Rated Life L70 (Hrs)[1]	DLC[4,5]	Location Rating[3]
LED Replacement Lamp for HID - Ballast Bypass (Type B)																
ED17	E26	93316026	421YG2	LED/LC/ED17P/7SC/120-347	120-347	3	5.6	2.6	13 19 25*	2,300 3,200 4,000*	3000K 4000K* 5000K	35W HPS / 50W MH 50W HPS / 70W MH 70W HPS / 70W MH	>70	50,000	-	Damp
ED23.5	EX39	93314601	908YX3	LED/LC/ED23.5P/7SC	120-277	3	7.8	3.7	32 39 46*	5,000 6,300 7,500*	3000K 4000K 5000K*	70W HPS / 150W MH 70W HPS / 150W MH 100W HPS / 175W MH	>70	50,000	S-NDF684	Damp
ED28	EX39	93318804	421YG0	LED/LC/ED28P/7SC	120-277	3	8.3	4.1	46 58 70*	8,400 10,000 12,000*	3000K 4000K 5000K*	100W HPS / 150W MH 150W HPS / 150W MH 150W HPS / 250W MH	>70	50,000	S-CTTCL4 / S-6P5VLS	Damp

These products are covered by U.S. Patent 10508776. These products may also be covered by other U.S. patents or pending applications.

Passive Warm Selectable LumenChoice® + SpectraChoice™ HID Replacement - Type B

Bulb Shape	Base Type	Order Code	Grainger Number	Description	Volts	Carton Qty[2]	MOL (in)	MOD (in)	Selectable Watts*	Selectable Lumens (Initial)*	Selectable Color Temp. (Initial)*	Wattage Replacement[6]	CRI	Rated Life L70 (Hrs)[1]	DLC[4,5]	Location Rating[3]
LED Replacement Lamp for HID - Ballast Bypass (Type B)																
ED17	E26	93318489	421YG1	LED/LC/ED17P/7WSC/120-347	120-347	3	5.6	2.6	13	1,600 2,000 2,200	1800K 2200K 2700K	35W HPS / 50W MH 35W HPS / 50W MH 35W HPS / 50W MH	>70	50,000	-	Damp
									19	2,200 2,700 3,000	1800K 2200K 2700K	35W HPS / 50W MH 35W HPS / 50W MH 35W HPS / 50W MH				
									25*	2,800 3,400* 3,900	1800K 2200K* 2700K	35W HPS / 50W MH 35W HPS / 50W MH 50W HPS / 70W MH				
ED28	EX39	93319614	421YF9	LED/LC/ED28P/7WSC	120-277	3	8.3	4.1	46	6,300 7,600 8,400	1800K 2200K 2700K	70W HPS / 70W MH 70W HPS / 100W MH 100W HPS / 150W MH	>70	50,000	-	Damp
									58	7,600 9,300 10,000	1800K 2200K 2700K	70W HPS / 100W MH 100W HPS / 100W MH 150W HPS / 150W MH				
									70*	9,000 11,000* 12,000	1800K 2200K* 2700K	100W HPS / 100W MH 150W HPS / 100W MH 150W HPS / 150W MH				

These products are covered by U.S. Patent 10508776. These products may also be covered by other U.S. patents or pending applications.

[1] The life rating is based on the hours of operation the lamp will provide before reaching 70% of its original lumen output (L70)
[2] Minimum order quantity from Current = 1
[3] UL 1993 Environmental Requirements for LED LAMPS
Damp Location – Exterior or interior location that is normally or periodically subject to condensation of moisture in, on, or adjacent to electrical equipment, including partially protected locations
[4] Not all product variations on this page are DLC qualified. Visit qpl.designlights.org/solid-state-lighting to confirm qualification.
[5] Do not use with phase-cut dimmers. Use integrated switch for dimming.
[6] Wattage Replacements based on NEMA Standards Publication LL 10-2020 *Replacing HID Lamps with LED Lamps: Light Output Equivalency Claims.*
**Default wattage and color temperature settings noted by "*" in tables above.*
Please note Current lamps are not for sale for use in Yukon Territory in Canada

HID LED Replacement Lamp Case Studies

470W High Output BT56 LED Replacement lamps were used to retrofit 1500W Metal Halide fixtures at a baseball field in Riverview, New Brunswick, Canada. For more details around the retrofit and the resulting benefits that they realized, visit www.LED.com/inspiration/ballfield-benefits-from-new-high-output-led-lamp.

Drone images capture the before and after of the baseball field highlighting the uniform light coverage after the LED BT56 installation.



HID LED Replacement Lamp Case Studies

Improvements in lighting can make a huge impact on the safety and security of a site. In the example below, 250W Metal Halide HID Lamps were replaced with 80W Type B ED23.5 LED HID Lamps, resulting in a noticeable improvement in visibility and light coverage.



Before: 250W Metal Halide Lamps

After: 80W ED23.5 LED HID Lamps

HID LED Replacement Lamp Case Studies

Residential post top street lights in New Brunswick were upgraded using GE LED Lamps. Warm SpectraChoice™ Selectable ED17 lamps replaced 100W High Pressure Sodium lamps. The 2700K color temperature setting maintained a warm feel for residents, whiter than HPS but not too blue, and the 45W setting provided plenty of light.

Before: 100W High Pressure Sodium (HPS) lamps emit a yellow-orange glow throughout the neighborhood, washing out colors due to low CRI. Warm white lights on the houses appear to be a cooler blue color temperature relative to HPS.

After: 45W LED lamps produce a warm white light, and improved CRI allows colors to be seen, like the orange driveway markers. The light appears visually brighter. Warm white lights on the houses appear to be consistent with the 2700K LED street lights.

Lamp Drawings (not drawn to scale)

ED17 HID Lamp

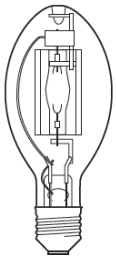

Active Cooling Selectable ED17

Passive Cooling Selectable ED17

ED28 HID Lamp

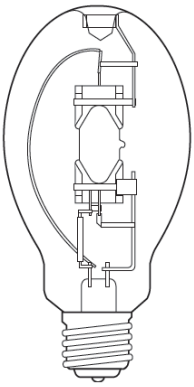

Passive Cooling Selectable ED28

Warm Selectable LumenChoice® + SpectraChoice™ HID Replacement - Type B

Bulb Shape	Base Type	Order Code	Grainger Number	Description	Volts	Carton Qty[2]	MOL (in)	MOD (in)	Selectable Watts*	Selectable Lumens (Initial)*	Selectable Color Temp. (Initial)*	Wattage Replacement[6]	CRI	Rated Life L70 (Hrs)[1]	DLC*[3,7]	Location Rating[4,5]
LED Replacement Lamp for HID - Ballast Bypass (Type B)																
										2,450	1800K	35W HPS / 50W MH				
									21	3,000	2200K	35W HPS / 50W MH				
										3,300	2700K	50W HPS / 50W MH				
										3,950	1800K	35W HPS / 50W MH				
ED17	E26/ EX39	93315986	908YX4	LED/LC/ED17/7WSC/120-347	120-347	3	5.4	2.6	35*	4,900*	2200K*	50W HPS / 70W MH	>70	50,000	-	Damp
										5,350	2700K	70W HPS / 70W MH				
										4,900	1800K	50W HPS / 70W MH				
									45	6,200	2200K	70W HPS / 70W MH				
										6,650	2700K	70W HPS / 100W MH				

Passive Warm Selectable LumenChoice® + SpectraChoice™ HID Replacement - Type B

Bulb Shape	Base Type	Order Code	Grainger Number	Description	Volts	Carton Qty[2]	MOL (in)	MOD (in)	Selectable Watts*	Selectable Lumens (Initial)*	Selectable Color Temp. (Initial)*	Wattage Replacement[6]	CRI	Rated Life L70 (Hrs)[1]	DLC*[3,7]	Location Rating[4,5]
LED Replacement Lamp for HID - Ballast Bypass (Type B)																
										1,600	1800K	35W HPS / 50W MH				
									13	2,000	2200K	35W HPS / 50W MH				
										2,200	2700K	35W HPS / 50W MH				
										2,200	1800K	35W HPS / 50W MH				
ED17	E26	93318489	421YG1	LED/LC/ED17P/7WSC/120-347	120-347	3	5.6	2.6	19	2,700	2200K	35W HPS / 50W MH	>70	50,000	-	Damp
										3,000	2700K	35W HPS / 50W MH				
										2,800	1800K	35W HPS / 50W MH				
									25*	3,400*	2200K*	35W HPS / 50W MH				
										3,900	2700K	50W HPS / 70W MH				
										6,300	1800K	70W HPS / 70W MH				
									46	7,600	2200K	70W HPS / 100W MH				
										8,400	2700K	100W HPS / 150W MH				
										7,600	1800K	70W HPS / 100W MH				
ED28	EX39	93319614	421YF9	LED/LC/ED28P/7WSC	120-277	3	8.3	4.1	58	9,300	2200K	100W HPS / 100W MH	>70	50,000	-	Damp
										10,000	2700K	150W HPS / 150W MH				
										9,000	1800K	100W HPS / 100W MH				
									70*	11,000*	2200K*	150W HPS / 100W MH				
										12,000	2700K	150W HPS / 150W MH				
These products are covered by U.S. Patent 10508776. These products may also be covered by other U.S. patents or pending applications.																

[1] The life rating is based on the hours of operation the lamp will provide before reaching 70% of its original lumen output (L70)
[2] Minimum order quantity = 1
[3] E26 based products are not eligible for DLC. Not all product variations on this page are DLC qualified. Visit qpl.designlights.org/solid-state-lighting to confirm qualification.
[4] UL 1993 Environmental Requirements for LED LAMPS
Damp Location – Exterior or interior location that is normally or periodically subject to condensation of moisture in, on, or adjacent to electrical equipment, including partially protected locations
[5] Not suitable for air-tight explosive or hazardous fixtures.
[6] Wattage Replacement levels correspond with wattage levels. Wattage Replacements based on NEMA Standards Publication LL 10-2020 *Replacing HID Lamps with LED Lamps: Light Output Equivalency Claims.*
[7] Do not use with phase-cut dimmers. Use integrated switch for dimming.
* Default wattage and color temperature settings noted by "*" in tables above.
Please note Current lamps are not for sale for use in Yukon Territory in Canada

LED Lamps – HID for Hazardous Locations

Current offers the industry's most extensive portfolio of LED Lamps certified for use in hazardous locations. LED hazardous location lamps offer an opportunity to realize the benefits of an upgrade to LED lighting at an affordable cost. Retrofits certified to UL844 allow existing hazardous location fixtures to be used, while replacing old HID lamps and bypassing the ballasts. Lamps can provide an attractive ROI when entire fixture upgrades may be cost prohibitive, allowing hazardous location facilities to save on energy costs and improve light quality and reliability without compromising safety.

LED HID Lamps approved for hazardous locations provide customers an innovative lighting solution. These lamps maintain the key features of standard GE LED HID Lamps, with a proprietary active cooling design that allows high output from a compact form, with omnidirectional light output. With E26-based hazardous location lamps, Current also includes an E39 socket adapter in the kit for mogul base applications. This eliminates the possibility of ordering a lamp with the wrong base. The heat profile of Current's LED lamps is lower than traditional HID, which equates to a lower overall temperature code. This may provide additional benefits to a facility, beyond the lower energy consumption and increased longevity of the lamps themselves.

ED17

ED23.5

ED28

LED HID - Type B - Hazardous Locations

Bulb Shape	Base Type*	Watts	Order Code	Grainger Number	Description	Volts	Carton Qty[2]	MOL (in)	MOD (in)	Lumens (Initial)	Color Temp. (Initial)	CRI	Wattage Replacement[8]	Rated Life L70 (Hrs)[1]	DLC® ID[3,4]	Location Rating [5,@]
LED Replacement Lamps for HID - Ballast Bypass (Type B) - Hazardous Locations																
ED17	E26/EX39	21	93134832	61JM18	LED21ED17/730/HAZ	120-277	3	5.4	2.6	3,000	3000K	>70	50W HPS / 70W MH	50,000	-	Damp
	E26/EX39	21	93134833	61JM19	LED21ED17/740/HAZ	120-277	3	5.4	2.6	3,000	4000K	>70	50W HPS / 70W MH	50,000	-	Damp
	E26/EX39	21	93134834	61JM20	LED21ED17/750/HAZ	120-277	3	5.4	2.6	3,000	5000K	>70	50W HPS / 70W MH	50,000	-	Damp
	E26/EX39	35	93134830	61JM22	LED35ED17/740/HAZ	120-277	3	5.4	2.6	5,000	4000K	>70	70W HPS / 100W MH	50,000	-	Damp
	E26/EX39	35	93134831	61JM23	LED35ED17/750/HAZ	120-277	3	5.4	2.6	5,000	5000K	>70	70W HPS / 100W MH	50,000	-	Damp
	E26/EX39	45	93134846	61JM24	LED45ED17/730/HAZ	120-277	3	5.4	2.6	6,000	3000K	>70	100W HPS / 100W MH	50,000	-	Damp
	E26/EX39	45	93134847	61JM25	LED45ED17/740/HAZ	120-277	3	5.4	2.6	6,000	4000K	>70	100W HPS / 100W MH	50,000	-	Damp
	E26/EX39	45	93134848	61JM26	LED45ED17/750/HAZ	120-277	3	5.4	2.6	6,000	5000K	>70	100W HPS / 100W MH	50,000	-	Damp
ED23.5	E26/EX39	80	93141934	797RA0	LED80ED23.5/740/HAZ	120-277	3	7.8	3.7	12,000	4000K	>70	150W HPS / 250W MH	50,000	-	Damp
	E26/EX39	80	93141935	797RA1	LED80ED23.5/750/HAZ	120-277	3	7.8	3.7	12,000	5000K	>70	150W HPS / 250W MH	50,000	-	Damp
	EX39	80	93148146	797RA2	LED80ED23.5/740/277/480/HAZ	277-480	3	7.8	3.7	12,000	4000K	>70	150W HPS / 250W MH	50,000	S-3GZE5Y	Damp
	EX39	80	93148147	797RA3	LED80ED23.5/750/277/480/HAZ	277-480	3	7.8	3.7	12,000	5000K	>70	150W HPS / 250W MH	50,000	S-O48JK5	Damp
ED28	EX39	150	93154635	908YX5	LED150ED28/740/HAZ	120-277	3	8.3	4.1	23,500	4000K	>70	310W HPS / 400W MH	50,000	S-EB9LHA	Damp
	EX39	150	93154636	908YX6	LED150ED28/750/HAZ	120-277	3	8.3	4.1	23,500	5000K	>70	310W HPS / 400W MH	50,000	S-S2QAV1	Damp
	EX39	150	93154647	908YX7	LED150ED28/740/277/480/HAZ	277-480	3	8.3	4.1	23,500	4000K	>70	310W HPS / 400W MH	50,000	S-ZN9G32	Damp
	EX39	150	93154648	908YX8	LED150ED28/750/277/480/HAZ	277-480	3	8.3	4.1	23,500	5000K	>70	310W HPS / 400W MH	50,000	S-6UW8HL	Damp

Additional Information for LED Replacement Lamps for HID: Open and Closed Rated - Ballast bypass required
These products are covered by U.S. Patents 10788163 and 10508776. These products may also be covered by other U.S. patents or pending applications.

*** EX39 socket adapter is included with HAZ E26 based lamps for mogul base applications.**

[1] The life rating is based on the hours of operation the lamp will provide before reaching 70% of its original lumen output (L70)
[2] Minimum order quantity = 1
[3] E26 based products are not eligible for DLC. Not all product variations on this page are DLC qualified. Visit qpl.designlights.org/solid-state-lighting to confirm qualification.
[4] Do not use with phase-cut dimmers. Dimming functions only with external Variac control devices.
[5] UL 1993 Environmental Requirements for LED LAMPS
Damp Location – Exterior or interior location that is normally or periodically subject to condensation of moisture in, on, or adjacent to electrical equipment, including partially protected locations
[8] Wattage Replacement levels correspond with wattage levels. Wattage Replacements based on NEMA Standards Publication LL 10-2020 *Replacing HID Lamps with LED Lamps: Light Output Equivalency Claims.*
@ See Installation Guide for applicable Hazardous Location luminaire fittings
Please note Current lamps are not for sale for use in Yukon Territory in Canada

What's Considered a Hazardous Location?

The National Electrical Code (NEC) defines hazardous locations in terms of CLASS, DIVISION and GROUP:

- **CLASS I** locations are those in which flammable gases or vapors are or may be present in the air in quantities sufficient to produce explosive or ignitable mixtures.
- **CLASS II** locations are those that are hazardous because of the presence of combustible dust.

Each CLASS is further defined as either DIVISION 1 or DIVISION 2.

- **DIVISION 1** is an environment that is normally hazardous.
- **DIVISION 2** is an environment that is not normally hazardous.

GROUP defines the specific hazardous material in the surrounding atmosphere. See the table below for specific examples.

NEC Class	Division	Group	Typical Atmosphere and Auto-ignition Temperatures
I - Gases, Vapors	2 - Not normally present	A	Acetylene (305°C, 581°F)
		B	Hydrogen (502°C, 986°F) manufactured gases containing more than 30% hydrogen (by volume)
		C	Ethylene (450°C, 842°F) Cylopropane (503°C, 938°F)
		D	Hexane (225°C, 437°F) Butane (288°C, 550°F) Propane (450°C, 842°F) Acetone (465°C, 869°F) Benzene (420°C, 788°F) Gasoline (280°-471°C, 536°-880°F)
II - Combustible Dusts	1 - Normally present 2 - Not normally present	E	Metal Dusts (Aluminum, Magnesium)
		F	Carbonaceous Dusts (Coal, Carbon black, Charcoal, Coke)
		G	Dusts not in Groups E or F (Flour, Grain, Wood, Plastic)

Typical Hazardous Substances and Auto-ignition Temperatures by Group

How are LED Retrofits Certified?

UL evaluates Retrofit Luminaire Conversion Kits for Use in Hazardous Locations in accordance with the appropriate Standards. LED Lamps are UL-certified as part of Retrofit Kits that also include an installation guide detailing instructions for retrofitting hazardous location luminaires and a fixture label that indicates the lamp being used and associated new temperature code.

See lamp installation guides for full luminaire fitting details.

Current Hazardous Location Lamps – Approved UL Fixtures by Classification

Classifications: Class 1, Division 2, Groups A, B, C, D			
UL HazLoc Fixture Type	ED17	ED23.5	ED28
GE Filtr-Gard® H2	Yes	Yes	Yes
GE Powr-Gard® H9	-	-	-
Appleton Mercmaster™ II	Yes	Yes	Yes
Appleton Mercmaster™ III	Yes	Yes	Yes
Crouse-Hinds Champ® VMV	Yes	Yes	Yes
Thomas & Betts Hazlux® 3	Yes	Yes	Yes
Hubbell Killark® VM Series	Yes	Yes	Yes
Holophane Petrolux® P3M	Yes	Yes	-
Holophane Petrolux® II PETL	-	-	Yes

Classifications: Class 2, Division 1, Groups E,F, G; Class 2, Division 2, Groups F, G			
UL HazLoc Fixture Type	ED17	ED23.5	ED28
GE Filtr-Gard® H2	-	-	-
GE Powr-Gard® H9	Yes	Yes	-
Appleton Mercmaster™ II	Yes	Yes	Yes
Appleton Mercmaster™ III	Yes	Yes	Yes
Crouse-Hinds Champ® VMV	Yes	-	Yes
Thomas & Betts Hazlux® 3	Yes	Yes	Yes
Hubbell Killark® VM Series	Yes	Yes	Yes
Holophane Petrolux® P3M	Yes	Yes	-
Holophane Petrolux® II PETL	-	-	Yes

Ohio Manufacturing Facility Replaces Dated HPS Lamps with New Current LED HID Lamps Approved for Hazardous Locations

Before: 250W High Pressure Sodium Lamps

After: 45W ED17 LED HID Lamps

An Ohio-based company needed a solution for a dimly lit manufacturing plant, and Current jumped at the opportunity to help. This wasn't a normal lamp refit, but Current knew its expansive LED Lamp portfolio had a product up for the challenge.

From the outset of the project, it was apparent that the customer needed lamps that would fit into traditional hazardous rated High Pressure Sodium (HPS) fixtures. Installation needed to be quick to avoid downtime, and budgets were tight, so avoiding significant renovations was preferred. The new LED HID replacement lamps needed to be approved for hazardous rated fixtures, as the plant deals with hazardous materials in its processes.

The Solution

Current recommended its Hazardous LED HID Replacement Lamps. These LED lamps are designed for those rugged environments where long lasting performance is a necessity. Current's LED HID replacement lamps for hazardous locations are certified for use in a variety of hazardous location luminaires, including Class I Division 2, Class II Division 1, and Class II Division 2 applications.

With a much longer life compared to a standard HID lamp, these LED lamps would provide consistent, dependable lighting in a facility that desperately needed it. The LED lamps use much less energy compared with their HPS counterparts. This not only saves money, but it also provides the facility with an improved temperature code. This is important as it reduces the ambient temperature of the fixture by an average of 95°C in the most commonly used fixtures. By lowering the temperature code, you decrease the air temperature around the fixture, which makes for a safer operating environment. This allows customers the ability to install higher lumen lamps in locations that they were previously only able to provide low wattage/lumen lamps.

Why Current's Lamps

One consideration for this plant was ongoing maintenance. Its existing lighting was not easy to replace and required significant manpower to maintain or update. Current was able to give them a solution that would last 2.5 times longer while still delivering a more efficient and effective solution. At the beginning of the installation, the team quickly realized they had fixtures with both medium (E26) and mogul (E39) sockets, which posed an issue with managing multiple lamp designs for the installation. Current's product team prepared for this exact scenario by including a mogul-base (E39) adapter with each lamp. Current's product strategy eliminated the possibility of ordering a lamp with the wrong base and the installer having to come back at a later date at an additional charge. This also reduces the SKU count for a project.

In addition to the longer life of LEDs, the industrial plant was also drawn to the fact that Current's lamps can go from a 250W HPS Lamp all the way down to 45W, which means increased savings in addition to longer life. The plant is now realizing $25,000 annual savings compared to their traditional lamps. Over the life of the lamp, they will save $125,000, and switching to Current's Hazardous Location LED HID replacement lamps will help them achieve payback in just 9 months.

Many manufacturing areas face uneven light distribution and dark spots. Most common is burned out lamps that cost time and money to replace because operations have to stop while these are fixed. Current's hazardous location lamps offer a five-year/50,000-hour warranty to give the end user peace of mind and avoid these issues.

The Results

Installing the lamps was a smooth process. Once the new lights were turned on, the change was obvious: Areas were brighter.

The feedback from members working in the facility is overwhelmingly positive. They report that spaces are much brighter, providing better visibility in places that used to be very dark, and making the plant look and feel like a better place to work. In fact, the facility has already requested additional lamp retrofits in the plant due to the success and effectiveness they are witnessing after just a few weeks.

“The rooms look fantastic, it’s way easier to work and see, and instantly modernizes and brightens the entire area. It’s hard to believe, and somewhat embarrassing, that we lived with and just accepted the old lighting for so long,” the plant manager said.

Another worker added, “The new LED lamps make a drastic difference throughout our facility. With the new upgrade from the old yellow tinted HPS lights, some areas that once had a dark and gloomy feeling have now become areas where our employees want to work. It is amazing how something so little can improve the area and the site’s morale so much.”

Current’s Hazardous Location LED HID Replacement Lamps were the perfect solution for this manufacturing plant. Now, with better lighting, lower maintenance costs and reduced energy expenses, the facility can be safer and more productive.



LED Lamps - Type A Plug-ins

Type A LED plug-in lamps are direct replacements for pin-based compact fluorescent lamps. These lamps operate from CFL ballasts. Horizontal and vertical orientation lamps are offered in order to minimize energy consumption and improve fixture efficiency. Choose the lamp orientation that suits the application.

Catalog Logic:

Bulb Shape: Bulb shape followed by its size (the maximum diameter of the bulb expressed in eighths of an inch).

Base Type: ANSI Base

Watts: Nominal Lamp Watts on ballast

Order Code: Use the order code when ordering to ensure that you receive the exact product you require

Description: Lamp Model Description

Carton Quantity: Number of lamps packed in a carton

MOL (in): Maximum Overall Length in inches

Lumens: Light output (as defined by FTC Lamp Label Rules)

Color Temperature (K): A measure of the visual "warmth" or "coolness" of the light from the lamp. The higher the value, the whiter or "cooler" the light appears.

Color Rendering Index (CRI or R): An indication of the ability of the lamp to render object colors in a normal natural way. The higher the number (0-100), the better the color appearance.

Wattage Replacement: Wattage of Traditional Lamp the LED Lamp is meant to replace

Rated Life L70: Hours of operation the lamp will provide before reaching 70% of its original lumen output

Dimmable: Indicates whether a lamp is dimmable or not

DLC: Indicates whether product is listed on the DesignLights Consortium Qualified Products List

Location Rating: Location Rating as defined for LED Lamps by UL 1993

Additional Information: Typical application and/or other important information

Bulb Shape	Base Type	Lamp Watts	Order Code	Description	Carton Qty[2]	MOL (In)	Lumens (Initial)	Color Temp (Initial)	CRI	Wattage Replace-ment	Rated Life L70 (Hrs)[1]	Dim-mable	DLC[*4]	Location Rating[3]	Additional Information[#]
Vertical Type A 4-pin															
Plug-In	G24q/GX24q	9	33994	LED9G24Q-H/827	6	5.31	1100	2700K	80	13/18/26	50,000	-	S-6PKGMC	Damp	Requires Electronic Ballast, Fully Enclosed

LED9GX24Q-H/827

Wattage

Base

Orientation (H = Horizontal, V = Vertical)

CRI (8 = 80)

CCT (27 = 2700K)

Lamp **Drawings** (not drawn to scale)

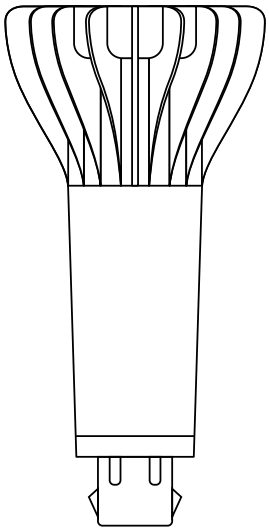

Type A
GX24q

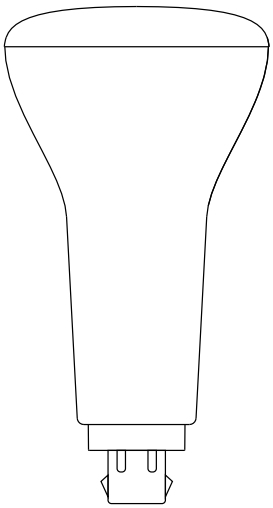

Type A
G24q

Type A
G24d

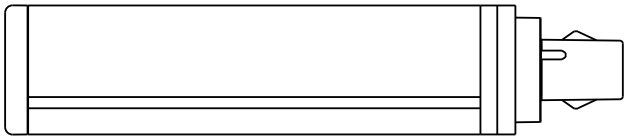

Type A
G24q

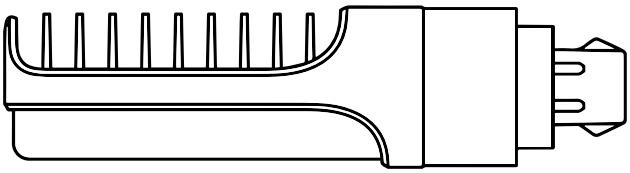

Type A - 2-pin Plug-ins

HORIZONTAL CONFIGURATION

2-PIN REPLACEMENT

5 Watt Replacement Bases

GX23

10.5 Watt Replacement Bases

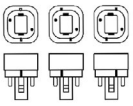

G24d-1 G24d-2 G24d-3

VERTICAL CONFIGURATION



Selectable SpectraChoice™ 2-pin Plug-in Lamps - Type A

Bulb Shape	Base Type	Lamp Watts	Order Code	Grainger Number	Description	Carton Qty[2]	MOL (In)	Lumens (Initial)*	Color Temp (Initial)*	CRI	Wattage Replace-ment	Rated Life L70 (Hrs)[1]	DLC® ID[4]	Location Rating[3]	Additional Information^
Vertical Type A G24d 2-pin															
Plug-In	**G24d**	**10.5**	93300091	818F96	LED11G24d-V/8SC-4PK	24	6.2	1000 1100 1100 1100*	2700K 3000K 3500K 4000K*	80	13/18/26	50,000	-	Damp	SpectraChoice™ Selectable Color Temperature (4000K Default), Requires Magnetic Ballast, Fully Enclosed, 4 pack
Horizontal Type A G24d 2-Pin															
Plug-In	**G24d**	**10.5**	93300090	818F97 / 806TU5	LED11G24d-H/8SC-4PK	24	6.6	1000 1100 1100 1100*	2700K 3000K 3500K 4000K*	80	13/18/26	50,000	-	Damp	SpectraChoice™ Selectable Color Temperature (4000K Default), Requires Magnetic Ballast, Fully Enclosed, 4 pack

2-pin Plug-in Lamps - Type A

Bulb Shape	Base Type	Lamp Watts	Order Code	Grainger Number	Description	Carton Qty[2]	MOL (In)	Lumens (Initial)	Color Temp (Initial)	CRI	Wattage Replace-ment	Rated Life L70 (Hrs)[1]	DLC® ID[4]	Location Rating[3]	Additional Information^
Type A GX23 2-pin															
Plug-In	GX23	5	91404	54EL33	LED5GX23/827	6	6.7	500	2700K	80	13	50,000	-	Damp	Requires Magnetic Ballast, Fully Enclosed
	GX23	5	91405	54EL34	LED5GX23/830	6	6.7	530	3000K	80	13	50,000	-	Damp	Requires Magnetic Ballast, Fully Enclosed
	GX23	5	91407	54EL35	LED5GX23/835	6	6.7	545	3500K	80	13	50,000	-	Damp	Requires Magnetic Ballast, Fully Enclosed
	GX23	5	91408	54EL36	LED5GX23/840	6	6.7	560	4000K	80	13	50,000	-	Damp	Requires Magnetic Ballast, Fully Enclosed
	GX23	5	91410	54EL37	LED5GX23/850	6	6.7	565	5000K	80	13	50,000	-	Damp	Requires Magnetic Ballast, Fully Enclosed

[1] The life rating is based on the hours of operation the lamp will provide before reaching 70% of its original lumen output (L70)
[2] Minimum order quantity = Carton Qty
[3] UL 1993 Environmental Requirements for LED LAMPS
Damp Location – Exterior or interior location that is normally or periodically subject to condensation of moisture in, on, or adjacent to electrical equipment, including partially protected locations
[4] DLC® does not have a category for two-pin plug-in lamps
* Default wattage and color temperature settings noted by "*" in tables above.
^ Check ballast compatibility at LED.com/LED2pin-compatibility
Please note Current lamps are not for sale for use in Yukon Territory in Canada

Type A - 4-pin Plug-ins

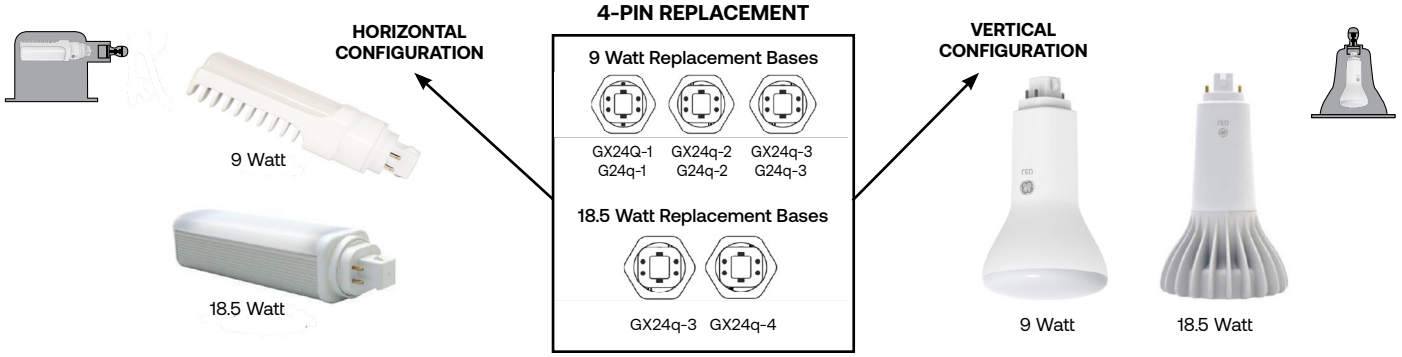

Selectable SpectraChoice™ 4-pin Plug-in Lamps - Type A

Bulb Shape	Base Type	Lamp Watts	Order Code	Grainger Number	Description	Carton Qty[2]	MOL (In)	Lumens (Initial)*	Color Temp (Initial)*	CRI	Wattage Replace-ment	Rated Life L70 (Hrs)[1]	DLC® ID[4]	Location Rating[3]	Additional Information^
Vertical Type A 4-pin															
Plug-In	G24q/GX24q	9	93300089	818F95 / 806TU4	LED9G24q-V/8SC-4PK	24	5.9	1000 1100 1100 1100	2700K 3000K 3500K 4000K*	80	13/18/26	50,000	S-WU5YE2	Damp	SpectraChoice™ Selectable Color Temperature (4000K Default), Requires Electronic Ballast, Fully Enclosed, 4 pack
	GX24q	18.5	93314806	858UN1 / 873MK1	LED19GX24q-V/8SC	12	6.5	1850 1850 1850 1850	2700K 3000K 3500K 4000K*	80	32/42	50,000	-	Damp	SpectraChoice™ Selectable Color Temperature (4000K Default), Requires Electronic Ballast
Horizontal Type A 4-pin															
Plug-In	GX24q	18.5	93314804	852FY9	LED19GX24q-H/8SC	12	6.8	1850 1850 1850 1850	2700K 3000K 3500K 4000K*	80	32/42	50,000	-	Damp	SpectraChoice™ Selectable Color Temperature (4000K Default), Requires Electronic Ballast

4-pin Plug-in Lamps - Type A

Bulb Shape	Base Type	Lamp Watts	Order Code	Grainger Number	Description	Carton Qty[2]	MOL (In)	Lumens (Initial)	Color Temp (Initial)	CRI	Wattage Replace-ment	Rated Life L70 (Hrs)[1]	DLC® ID[4]	Location Rating[3]	Additional Information#
Horizontal Type A 4-pin															
Plug-In	G24q/GX24q	9	33994	460U53	LED9G24Q-H/827	6	5.31	1100	2700K	80	13/18/26	50,000	S-6PKGMC	Damp	Requires Electronic Ballast, Fully Enclosed
	G24q/GX24q	9	33997	460U54	LED9G24Q-H/830	6	5.31	1200	3000K	80	13/18/26	50,000	S-RVMH0C	Damp	Requires Electronic Ballast, Fully Enclosed
	G24q/GX24q	9	33998	460U55	LED9G24Q-H/835	6	5.31	1200	3500K	80	13/18/26	50,000	S-HOEDLY	Damp	Requires Electronic Ballast, Fully Enclosed
	G24q/GX24q	9	33999	460U56	LED9G24Q-H/840	6	5.31	1200	4000K	80	13/18/26	50,000	S-3FW29C	Damp	Requires Electronic Ballast, Fully Enclosed

High Lumen Biax 2G11 Plug-in Lamps - Type A

Bulb Shape	Base Type	Lamp Watts	Order Code	Grainger Number	Description	Carton Qty[2]	MOL (In)	Lumens (Initial)	Color Temp (Initial)	CRI	Wattage Replace-ment	Rated Life L70 (Hrs)[1]	DLC® ID[4]	Location Rating[3]	Additional Information#
High Lumen Biax Type A (HLBX)															
HLBX	2G11	17	39073	48UV44	LED172G11/830/10	10	22.3	2150	3000K	80	40	50,000	-	Damp	Instant or PRS Ballast
	2G11	17	39074	48UV45	LED172G11/835/10	10	22.3	2150	3500K	80	40	50,000	-	Damp	Instant or PRS Ballast
	2G11	17	39075	48UV46	LED172G11/840/10	10	22.3	2200	4000K	80	40	50,000	-	Damp	Instant or PRS Ballast
	2G11	17	39076	48UV47	LED172G11/850/10	10	22.3	2200	5000K	80	40	50,000	-	Damp	Instant or PRS Ballast

[1] The life rating is based on the hours of operation the lamp will provide before reaching 70% of its original lumen output (L70)
[2] Minimum order quantity = Carton Qty
[3] UL 1993 Environmental Requirements for LED LAMPS
Damp Location – Exterior or interior location that is normally or periodically subject to condensation of moisture in, on, or adjacent to electrical equipment, including partially protected locations
[4] Not all product variations on this page are DLC qualified. Visit qpl.designlights.org/solid-state-lighting to confirm qualification.
* Default wattage and color temperature settings noted by "*" in tables above.
# Check ballast compatibility at LED.com/LED4pin-compatibility for G24q/GX24q lamps. Check ballast compatibility at LED.com/LED2G11-compatibility for 2G11 lamps.
Please note Current lamps are not for sale for use in Yukon Territory in Canada

Selectable Dual Mode Type A+B - Plug-ins

Rotatable Head:

- Allows the lamps to be used in both vertical and horizontal applications

Rotatable & Extendable Neck:

- Allows the lamps to be positioned for horizontal fixture applications

Selectable SpectraChoice™ Dual Mode Type A+B - Rotatable 2-pin Plug-in Lamps

									TYPE A MODE		TYPE B MODE								
Bulb Shape	Base Type	Lamp Watts[5]	Order Code	Grainger Number	Description	Carton Qty[2]	MOL (in)	System Watts	Lumens (Initial)	Input Voltage	Watts	Lumens (Initial)	Power Factor	CRI	Selectable Color Temp. (Initial)*	Rated Life L70 (Hrs)[1]	Location Rating[3]	Additional Information^
Dual Mode Adjustable Horizontal/Vertical (Type A+B)																		
Plug-In	G24d	9	93325073		LED9ABG24d-H-V/8SC	12	7.7	9	1000	120-277	9	1000	>0.9	80	2700K	50,000	Damp	SpectraChoice™ Selectable Color Temperature (4000K Default), Type A Requires Magnetic Ballast, Fully Enclosed, Rotatable Head and Rotatable/Extendable Neck for Vertical & Horizontal Applications, 26W replacement.
									1000			1000			3000K			
									1000			1000			3500K			
									1100			1100			4000K*			
									1100			1100			5000K			

Selectable SpectraChoice™ Dual Mode Type A+B - Rotatable 4-pin Plug-in Lamps

									TYPE A MODE		TYPE B MODE								
Bulb Shape	Base Type	Lamp Watts[5]	Order Code	Grainger Number	Description	Carton Qty[2]	MOL (in)[6]	System Watts	Lumens (Initial)	Input Voltage	Watts	Lumens (Initial)	Power Factor	CRI	Selectable Color Temp. (Initial)*	Rated Life L70 (Hrs)[1]	Location Rating[3]	Additional Information^
Dual Mode Adjustable Horizontal/Vertical (Type A+B)																		
Plug-In	G24q	9	93325074		LED9ABG24q-H-V/8SC	12	7.7	11	1000	120-277	9	1000	>0.9	80	2700K	50,000	Damp	SpectraChoice™ Selectable Color Temperature (4000K Default), Type A Requires Electronic Ballast, Fully Enclosed, Rotatable Head and Rotatable/Extendable Neck for Vertical & Horizontal Applications, 26W replacement.
									1000			1000			3000K			
									1000			1000			3500K			
									1100			1100			4000K*			
									1100			1100			5000K			
Plug-In	G24q	16	93325075		LED16ABG24q-H-V/8SC	12	7.7	17	1700	120-277	16	1750	>0.9	80	2700K	50,000	Damp	SpectraChoice™ Selectable Color Temperature (4000K Default), Type A Requires Electronic Ballast, Fully Enclosed, Rotatable Head and Rotatable/Extendable Neck for Vertical & Horizontal Applications, 32/42W replacement.
									1800			1850			3000K			
									1850			1850			3500K			
									1850			1850			4000K*			
									1850			1850			5000K			

[1] The life rating is based on the hours of operation the lamp will provide before reaching 70% of its original lumen output (L70)
[2] Minimum order quantity = Carton Qty
[3] UL 1993 Environmental Requirements for LED LAMPS
Damp Location – Exterior or interior location that is normally or periodically subject to condensation of moisture in, on, or adjacent to electrical equipment, including partially protected locations
[5] Lumen levels correspond with color temperature for selectable lamps
[6] MOL (in) listed represents lamp neck fully extended and head up
* Default color temperature setting is 4000K for selectable lamps
^ Check ballast compatibility at LED.com/LED2pin-compatibility or LED.com/LED4pin-compatibility
Please note Current lamps are not for sale for use in Yukon Territory in Canada

Selectable Color Temperature Switch

SpectraChoice™

LED Lamps – Type B Plug-ins

Type B LED plug-in lamps offer the opportunity to replace pin-based compact fluorescent lamps and eliminate costs related to the ballasts. Type B lamps operate from mains voltage. The fixture is re-wired to bypass the ballast. Horizontal and vertical orientation lamps are offered in order to minimize energy consumption and improve fixture efficiency. Choose the lamp orientation that suits the application.

Lamp **Drawings** (not drawn to scale)

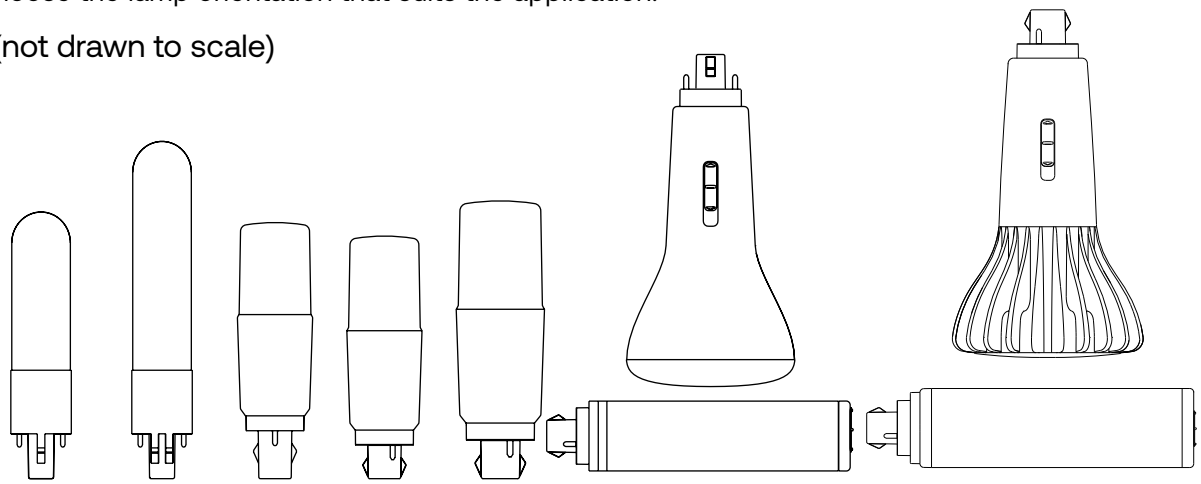

Base	G23	GX23	GX23-2	G24	G24	G24	G24
Fits In Sockets	G23	GX23	GX23-2	G24d G24q GX24q	G24d G24q GX24q	G24d G24q GX24q	G24d G24q GX24q
Input Voltage	120-277	120-277	120-277	120-277	120-277	120-347	120-347
Color Temperature	2700K 3000K 3500K 4000K	2700K 3000K 3500K 4000K 5000K	2700K 3000K 3500K 4000K	2700K 3000K 3500K 4000K	2700K 3000K 3500K 4000K	SpectraChoice™ 2700K 3000K 3500K 4000K	SpectraChoice™ 2700K 3000K 3500K 4000K
Rated Life (L70)	50,000	50,000	20,000	20,000	50,000	50,000	50,000
Lumens	500	500	800	850	1200	1100	1850
Light Distribution	Directional	Directional	Omni-directional	Omni-directional	Omni-directional	Directional	Directional
Wattage	5W	5W	7.5W	7.5W	10W	10.5W	18W
CFL Equivalent	7/9W	13W	13W	13W	18W	13/18/26W	32/42W

Catalog Logic:

Bulb Shape: Bulb shape followed by its size (the maximum diameter of the bulb expressed in eighths of an inch).

Base Type: ANSI Base

Watts: Energy Used (as defined by FTC Lamp Label Rules)

Order Code: Use the order code when ordering to ensure that you receive the exact product you require

Description: Lamp Model Description

Volts: Lamp data is based on operation at rated voltage

Carton Quantity: Number of lamps packed in a carton

MOL (in): Maximum Overall Length in inches

Lumens: Light output (as defined by FTC Lamp Label Rules)

Selectable Color Temp. (K): A selectable switch to choose "warmth" or "coolness" of the light from the lamp. The higher the value, the whiter or "cooler" the light appears.

Color Rendering Index (CRI or R): An indication of the ability of the lamp to render object colors in a normal natural way. The higher the number (0-100), the better the color appearance.

Wattage Replacement: Wattage of Traditional Lamp the LED Lamp is meant to replace

Rated Life L70: Hours of operation the lamp will provide before reaching 70% of its original lumen output

DLC: Indicates whether product is listed on the DesignLights Consortium Qualified Products List

Location Rating: Location Rating as defined for LED Lamps by UL 1993

Additional Information: Typical application and/or other important information

Bulb Shape	Base Type	Watts	Order Code	Description	Volts	Carton Qty[2]	MOL (In)	Lumens (Initial)[5]	Selectable Color Temp. (Initial)*	CRI	Wattage Replace-ment	Rated Life L70 (Hrs)[1]	DLC*[4]	Location Rating[3]	Additional Information
Vertical Type B 2-pin - Fits in G24d and G24q sockets - Selectable Color Temperature - Ballast Bypass															
Plug-In	G24	10.5	93300088	LED11BG24-V/8SC/120-347-4PK	120-347	24	5.9	1000 1100 1100 1100	2700K 3000K 3500K 4000K	80	13/18/26	50,000	-	Damp	SpectraChoice™ (4000K Default) Selectable Color Temperature, Ballast Bypass, Fully Enclosed, 4 pack

LED11BG24-H/8SC/120-347-4PK

- Wattage
- B = Type B
- Base
- Orientation (H = Horizontal, V = Vertical, O = Omnidirectional)
- CRI (8 = 80)
- SC = SpectraChoice (Selectable CCT)
- Voltage Range
- 4PK = Inner pack of 4 lamps (Smallest unit of sale downstream)

Base Identification (not drawn to scale)

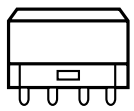

2G11 Base
Replaces 2G11

G23 Base
Replaces G23

GX23 Base
Replaces GX23

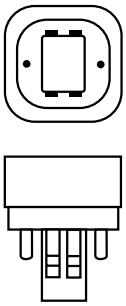

GX23-2 Base
Replaces GX23-2

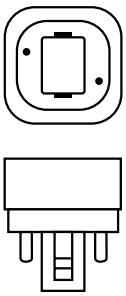

G24 Base
Replaces G24d, G24q, GX24q

LED Lamps – SpectraChoice™ Type B Plug-ins

SpectraChoice™ Type B Plug-in lamps feature built-in switches to select color temperature. Horizontal and vertical orientation lamps are offered in order to minimize energy consumption and improve fixture efficiency. Choose the lamp orientation that suits the application.

SpectraChoice™

LED Lamps - Plug-in - Type B

Type B LED plug-in lamps can be used in a variety of compact fluorescent sockets. By re-wiring the socket and eliminating concerns related to ballast compatibility, a single lamp can fit and operate in a wider variety of sockets. Type B LED plug-in lamp bases do not have exclusionary features related to specific wattages like CFL lamps do. A 2-pin G24 lamp can fit in 2-pin G24d or 4-pin G24q/GX24q sockets as shown below.

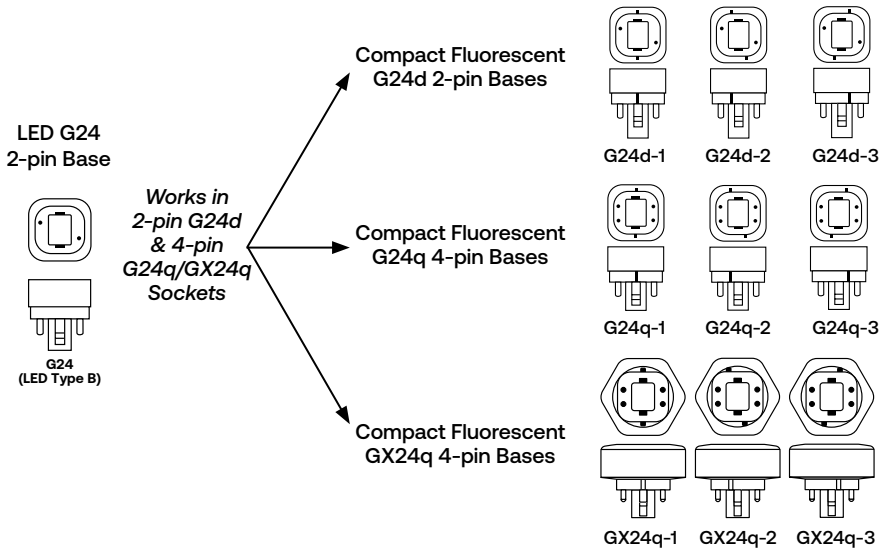

Wiring Diagram for G24d 2-pin Sockets

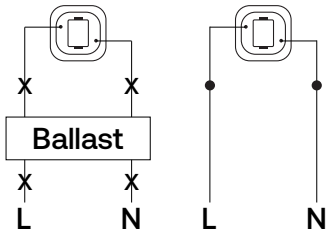

Wiring Diagram for G24q/GX24q 4-pin Sockets

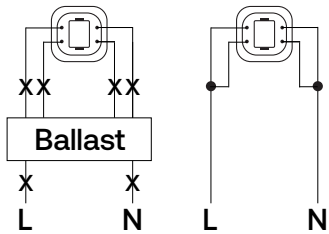

Ballast Bypass Selectable SpectraChoice™ G24 Plug-in Lamps - Type B

Bulb Shape	Base Type	Watts	Order Code	Grainger Number	Description	Volts	Carton Qty[2]	MOL (In)	MOD (In)	Lumens (Initial)*	Selectable Color Temp. (Initial)*	CRI	Wattage Replace-ment	Rated Life L70 (Hrs)[1]	DLC® ID[4]	Location Rating[3]	Additional Information
Vertical Type B 2-pin - Fits in G24d and G24q sockets - Selectable Color Temperature - Ballast Bypass																	
Plug-In	**G24**	**10.5**	93300088	801W93	LED11BG24-V/8SC/120-347-4PK	120-347	24	5.9	3.1	1000 1100 1100 1100*	2700K 3000K 3500K 4000K*	80	13/18/26	50,000	-	Damp	SpectraChoice™ Selectable Color Temperature (4000K Default), Ballast Bypass, Fully Enclosed, 4 pack
	G24	**18**	93312489	830YC4	LED18BG24-V/8SC/120-347	120-347	12	6.5	3.6	1850 1850 1850 1850*	2700K 3000K 3500K 4000K*	80	32/42	50,000	-	Damp	SpectraChoice™ Selectable Color Temperature (4000K Default), Ballast Bypass, Fully Enclosed
Horizontal Type B 2-pin - Fits in G24d and G24q sockets - Selectable Color Temperature - Ballast Bypass																	
Plug-In	**G24**	**10.5**	93300087	801W92	LED11BG24-H/8SC/120-347-4PK	120-347	24	6.4	1.9	1000 1100 1100 1100*	2700K 3000K 3500K 4000K*	80	13/18/26	50,000	-	Damp	SpectraChoice™ Selectable Color Temperature (4000K Default), Ballast Bypass, Fully Enclosed, 4 pack
	G24	**18**	93312525	830YC5	LED18BG24-H/8SC/120-347	120-347	12	6.8	2.3	1850 1850 1850 1850*	2700K 3000K 3500K 4000K*	80	32/42	50,000	-	Damp	SpectraChoice™ Selectable Color Temperature (4000K Default), Ballast Bypass, Fully Enclosed

[1] The life rating is based on the hours of operation the lamp will provide before reaching 70% of its original lumen output (L70)
[2] Minimum order quantity = Carton Qty
[3] UL 1993 Environmental Requirements for LED LAMPS
Damp Location – Exterior or interior location that is normally or periodically subject to condensation of moisture in, on, or adjacent to electrical equipment, including partially protected locations
[4] DLC® does not have a category for two-pin plug-in lamps
* Default wattage and color temperature settings noted by "*" in tables above.
Please note Current lamps are not for sale for use in Yukon Territory in Canada

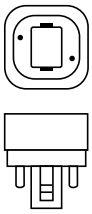

G24 Base
Replaces G24d & G24q

Ballast Bypass Omnidirectional G24 Plug-in Lamps - Type B

Bulb Shape	Base Type	Watts	Order Code	Grainger Number	Description	Volts	Carton Qty[2]	MOL (In)	MOD (in)	Lumens (Initial)	Color Temp. (Initial)	CRI	Wattage Replace-ment	Rated Life L70 (Hrs)[1]	DLC® ID[4]	Location Rating[3]	Additional Information
Omnidirectional Type B 2-pin - Fits in G24d and G24q sockets - Ballast Bypass																	
Plug-In	G24	7.5	93300068	801W84	LED8BG24-O/827-4PK	120-277	24	4.4	1.5	800	2700K	80	13	20,000	-	Damp	Fully Enclosed, 4 pack
	G24	7.5	93300069	801W85	LED8BG24-O/830-4PK	120-277	24	4.4	1.5	850	3000K	80	13	20,000	-	Damp	Fully Enclosed, 4 pack
	G24	7.5	93300080	801W86	LED8BG24-O/835-4PK	120-277	24	4.4	1.5	850	3500K	80	13	20,000	-	Damp	Fully Enclosed, 4 pack
	G24	7.5	93300081	801W87	LED8BG24-O/840-4PK	120-277	24	4.4	1.5	850	4000K	80	13	20,000	-	Damp	Fully Enclosed, 4 pack
Omnidirectional Type B 2-pin - Fits in G24d and G24q sockets - Ballast Bypass																	
Plug-In	G24	10	93300082	801W88	LED10BG24-O/827-4PK	120-277	24	5.4	1.8	1100	2700K	80	18	50,000	-	Damp	Fully Enclosed, 4 pack
	G24	10	93300083	801W89	LED10BG24-O/830-4PK	120-277	24	5.4	1.8	1200	3000K	80	18	50,000	-	Damp	Fully Enclosed, 4 pack
	G24	10	93300084	801W90	LED10BG24-O/835-4PK	120-277	24	5.4	1.8	1200	3500K	80	18	50,000	-	Damp	Fully Enclosed, 4 pack
	G24	10	93300086	801W91	LED10BG24-O/840-4PK	120-277	24	5.4	1.8	1200	4000K	80	18	50,000	-	Damp	Fully Enclosed, 4 pack

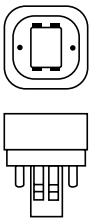

GX23-2 Base
Replaces GX23-2

Ballast Bypass Omnidirectional GX23-2 Plug-in Lamps - Type B

Bulb Shape	Base Type	Watts	Order Code	Grainger Number	Description	Volts	Carton Qty[2]	MOL (In)	MOD (in)	Lumens (Initial)	Color Temp (Initial)	CRI	Wattage Replace-ment	Rated Life L70 (Hrs)[1]	DLC® ID[4]	Location Rating[3]	Additional Information
Omnidirectional GX23-2 Plug-in Type B - Ballast Bypass																	
Plug-In	GX23-2	7.5	93312531	830YC0	LED8BGX23-2-O/827	120-277	24	4.7	1.5	800	2700K	80	13	20,000	-	Damp	Ballast Bypass, Fully Enclosed
	GX23-2	7.5	93312537	830YC1	LED8BGX23-2-O/830	120-277	24	4.7	1.5	800	3000K	80	13	20,000	-	Damp	Ballast Bypass, Fully Enclosed
	GX23-2	7.5	93312543	830YC2	LED8BGX23-2-O/835	120-277	24	4.7	1.5	800	3500K	80	13	20,000	-	Damp	Ballast Bypass, Fully Enclosed
	GX23-2	7.5	93312549	830YC3	LED8BGX23-2-O/840	120-277	24	4.7	1.5	800	4000K	80	13	20,000	-	Damp	Ballast Bypass, Fully Enclosed

[1] The life rating is based on the hours of operation the lamp will provide before reaching 70% of its original lumen output (L70)
[2] Minimum order quantity = Carton Qty
[3] UL 1993 Environmental Requirements for LED LAMPS
Damp Location – Exterior or interior location that is normally or periodically subject to condensation of moisture in, on, or adjacent to electrical equipment, including partially protected locations
[4] DLC® does not have a category for two-pin plug-in lamps
Please note Current lamps are not for sale for use in Yukon Territory in Canada

G23 Base
Replaces G23

Ballast Bypass G23 Plug-in Lamps - Type B

Bulb Shape	Base Type	Watts	Order Code	Grainger Number	Description	Volts	Carton Qty[2]	MOL (In)	Lumens (Initial)	Color Temp. (Initial)	CRI	Wattage Replace-ment	Rated Life L70 (Hrs)[1]	DLC® ID[4]	Location Rating[3]	Additional Information
G23 Plug-In Type B - Ballast Bypass																
Plug-In	**G23**	**5**	93312465	830YA1	LED5BG23/827	120-277	24	5.4	500	2700K	80	7/9	50,000	-	Damp	Ballast Bypass, Fully Enclosed
	G23	**5**	93312471	830YA2	LED5BG23/830	120-277	24	5.4	500	3000K	80	7/9	50,000	-	Damp	Ballast Bypass, Fully Enclosed
	G23	**5**	93312477	830YA3	LED5BG23/835	120-277	24	5.4	500	3500K	80	7/9	50,000	-	Damp	Ballast Bypass, Fully Enclosed
	G23	**5**	93312483	830YA4	LED5BG23/840	120-277	24	5.4	500	4000K	80	7/9	50,000	-	Damp	Ballast Bypass, Fully Enclosed

GX23 Base
Replaces GX23

Ballast Bypass GX23 Plug-in Lamps - Type B

Bulb Shape	Base Type	Watts	Order Code	Grainger Number	Description	Volts	Carton Qty[2]	MOL (In)	Lumens (Initial)	Color Temp. (Initial)	CRI	Wattage Replace-ment	Rated Life L70 (Hrs)[1]	DLC® ID[4]	Location Rating[3]	Additional Information
GX23 Plug-in Type B - Ballast Bypass																
Plug-In	GX23	5	93312495	830YA5	LED5BGX23/827	120-277	24	6.8	500	2700K	80	13	50,000	-	Damp	Ballast Bypass, Fully Enclosed
	GX23	5	93312501	830YA6	LED5BGX23/830	120-277	24	6.8	500	3000K	80	13	50,000	-	Damp	Ballast Bypass, Fully Enclosed
	GX23	5	93312507	830YA7	LED5BGX23/835	120-277	24	6.8	500	3500K	80	13	50,000	-	Damp	Ballast Bypass, Fully Enclosed
	GX23	5	93312513	830YA8	LED5BGX23/840	120-277	24	6.8	500	4000K	80	13	50,000	-	Damp	Ballast Bypass, Fully Enclosed
	GX23	5	93312519	830YA9	LED5BGX23/850	120-277	24	6.8	500	5000K	80	13	50,000	-	Damp	Ballast Bypass, Fully Enclosed

[1] The life rating is based on the hours of operation the lamp will provide before reaching 70% of its original lumen output (L70)
[2] Minimum order quantity = Carton Qty
[3] UL 1993 Environmental Requirements for LED LAMPS
Damp Location – Exterior or interior location that is normally or periodically subject to condensation of moisture in, on, or adjacent to electrical equipment, including partially protected locations
[4] Not all product variations on this page are DLC qualified. DLC® does not have a category for two-pin plug-in lamps. Visit qpl.designlights.org/solid-state-lighting to confirm qualification.
Please note Current lamps are not for sale for use in Yukon Territory in Canada

LED Lamps – SpectraChoice™ Type B Plug-ins

SpectraChoice™ Type B Plug-in lamps feature built-in switches to select color temperature. Horizontal and vertical orientation lamps are offered in order to minimize energy consumption and improve fixture efficiency. Choose the lamp orientation that suits the application.

SpectraChoice™

SpectraChoice™ Ballast Bypass High Lumen Biax® 2G11 Plug-In Lamps - Type B

Bulb Shape	Base Type	Watts	Order Code	Grainger Number	Description	Volts	Carton Qty[2]	MOL (In)	Lumens (Initial)*	Selectable Color Temp (Initial)*	CRI	Wattage Replace-ment	Rated Life L70 (Hrs)[1]	DLC[4]	Location Rating[3]	Additional Information
High Lumen Biax® Type B (HLBX) - Ballast Bypass																
HLBX	2G11	9	93318810		LED9B2G11/8SC	120-277	24	9.1	1000	3000K 3500K 4000K* 5000K	80	18	50,000	-	Damp	
	2G11	10	93318816		LED10B2G11/8SC	120-277	24	12.8	1200	3000K 3500K 4000K* 5000K	80	24	50,000	-	Damp	
	2G11	16	93318822		LED16B2G11/8SC	120-277	24	16.6	2000	3000K 3500K 4000K* 5000K	80	36	50,000	-	Damp	
	2G11	17	93318828	818FA0	LED17B2G11/8SC	120-277	24	22.5	2200	3000K 3500K 4000K* 5000K	80	40	50,000	-	Damp	

[1] The life rating is based on the hours of operation the lamp will provide before reaching 70% of its original lumen output (L70)
[2] Minimum order quantity = Carton Qty
[3] UL 1993 Environmental Requirements for LED LAMPS
Damp Location – Exterior or interior location that is normally or periodically subject to condensation of moisture in, on, or adjacent to electrical equipment, including partially protected locations
[4] Not all product variations on this page are DLC qualified. Visit qpl.designlights.org/solid-state-lighting to confirm qualification.
* Default wattage and color temperature settings noted by "*" in tables above.
Please note Current lamps are not for sale for use in Yukon Territory in Canada

LED Lamps – PARs

Current offers LED PAR lamps featuring the exclusive Visual Comfort Lens design. With advanced optics and reduced glare, these lamps offer the light qualities desired by merchants for retail applications.

High output and value lines are also available to serve applications needing higher lumens or when advanced optics are not required.

Catalog Logic:

Bulb Shape: Bulb shape followed by its size (the maximum diameter of the bulb expressed in eighths of an inch).

Base Type: ANSI Base

Watts: Energy Used (as defined by FTC Lamp Label Rules)

Order Code: Use the order code when ordering to ensure that you receive the exact product you require

Description: Lamp Model Description

Volts: Lamp data is based on operation at rated voltage

Carton Quantity: Number of lamps packed in a carton

MOL (in): Maximum Overall Length in inches

Lumens: Light output (as defined by FTC Lamp Label Rules)

Color Temperature (K): A measure of the visual "warmth" or "coolness" of the light from the lamp. The higher the value, the whiter or "cooler" the light appears.

CBCP: Center Beam Candle Power

Color Rendering Index (CRI or R): An indication of the ability of the lamp to render object colors in a normal natural way. The higher the number (0-100), the better the color appearance.

Wattage Replacement: Wattage of Traditional Lamp the LED Lamp is meant to replace

Rated Life L70: Hours of operation the lamp will provide before reaching 70% of its original lumen output

Dimmable: Indicates whether a lamp is dimmable or not

Location Rating: Location Rating as defined for LED Lamps by UL 1993

Beam Angle: Degrees

Housing Color: Color of lamp body

Additional Information: Typical application and/or other important information

Bulb Shape	Base Type	Watts	Order Code	Description	Volts	Car-ton Qty[2]	MOL (in)	Lumens (Initial)	CBCP	Color Temp. (Initial)	CRI	Wattage Replace-ment	Rated Life L70 (Hrs)[1]	Dim-mable	Location Rating[3]	Beam Angle	Housing Color	Additional Information
PAR38 - Low Glare - Visual Comfort Lens																		
PAR38	E26	18	93311937	LED18DP38ROW940/25	120	6	5.2	1700	6500	4000K	90	120	25,000	Yes	Wet	25°	White	CEC Title 20

LED18DP38ROW940/25

- Wattage
- D = Dimmable
- Bulb Shape (P=PAR, sometimes dropped for space)
- Generational indicator
- O = Outdoor (Wet rated)
- Body color (W= White)
- CRI (9 = 90)
- CCT (40 = 4000K)
- Beam Angle (25 = 25 degrees)

Lamp **Drawings** (not drawn to scale)

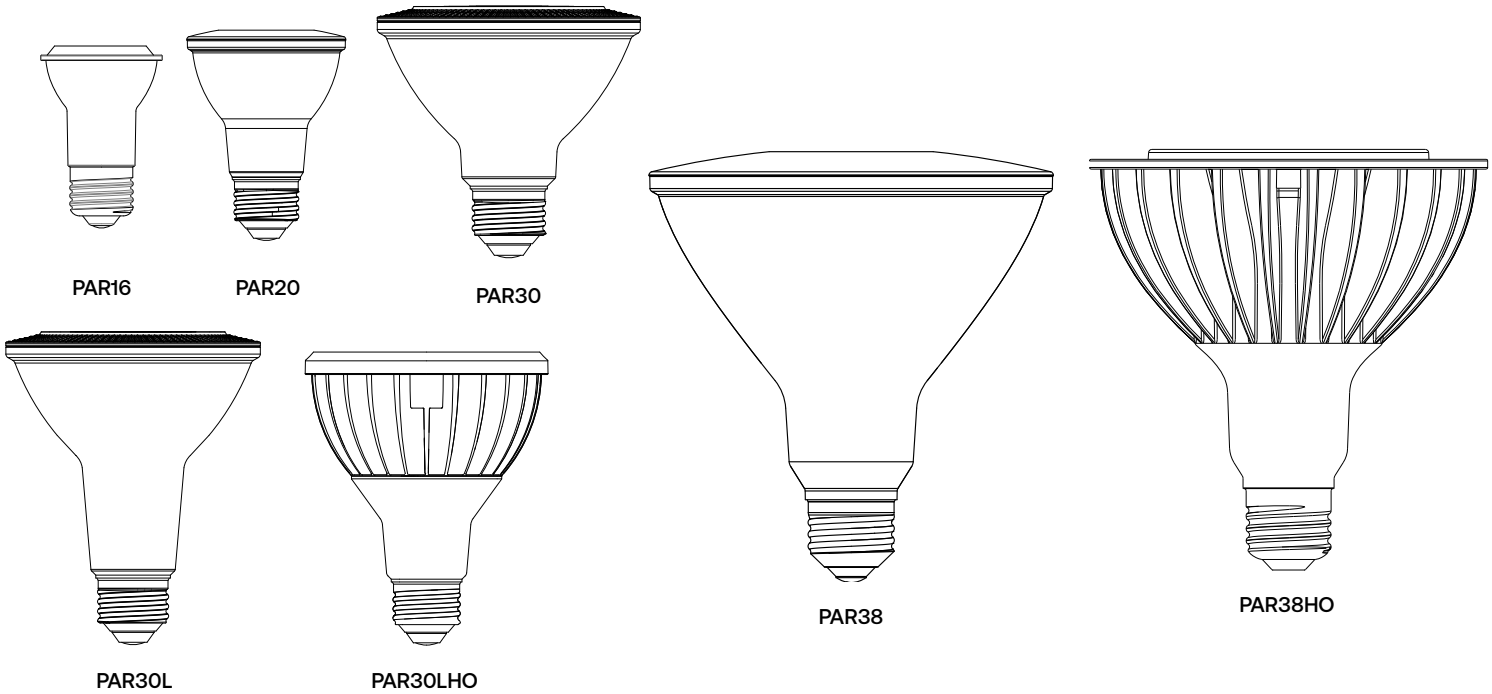

Selectable LED Lamps – PARs

Experience the flexibility of lighting that adapts to your needs. Current's PAR20, PAR30 and PAR30L lamps provide SpectraChoice™ for selectable color temperature and BeamSelect to easily change between 25° and 40° beam angles, all with the flick of a switch, no tools required. Lamps available in both black and white housings.

LumenChoice® + SpectraChoice™ and BeamSelect PAR38 lamps maximize the potential to reduce inventory and streamline product lists. These lamps allow installers to react to a wide variety of needs, providing the ability to adjust the color temperature of the light and the brightness, along with the beam angle, to provide the best light for every environment. Lamps available in both black and white housings.

Selectable PAR20 Lamps

BeamSelect SpectraChoice™

BeamSelect SpectraChoice™

Selectable SpectraChoice™ and BeamSelect Directional Lamps

Bulb Shape	Base Type	Order Code	Grainger Number	Description	Volts	Carton Qty[2]	MOL (in)	Watts	Lumens (Initial)	Selectable Beam Angle	CBCP	Selectable Color Temp. (Initial)	CRI	Wattage Replacement	Rated Life L70 (Hrs)[1]	Dimmable	Location Rating[3]	Housing Color	Additional Information
PAR 20 Selectable																			
PAR20	E26	93322373	419AM4	LED5DP20W/9SC/BC	120	6	3.4	5.5	500	25° 40°*	1900 800*	2700K 3000K* 3500K 4000K 5000K	90	50	25,000	Yes	Damp	White	CEC Title 20, Enclosed
	E26	93322379	419AM3	LED5DP20B/9SC/BC	120	6	3.4	5.5	500	25° 40°*	1900 800*	2700K 3000K* 3500K 4000K 5000K	90	50	25,000	Yes	Damp	Black	CEC Title 20, Enclosed

[1] The life rating is based on the hours of operation the lamp will provide before reaching 70% of its original lumen output (L70)
[2] Minimum order quantity = Carton Qty
[3] UL 1993 Environmental Requirements for LED LAMPS
Damp Location – Exterior or interior location that is normally or periodically subject to condensation of moisture in, on, or adjacent to electrical equipment, including partially protected locations
* Default settings noted by "*" in tables above
Please note Current lamps are not for sale for use in Yukon Territory in Canada

Selectable PAR30 Short Neck Lamps

BeamSelect

SpectraChoice™

BeamSelect

SpectraChoice™

Selectable SpectraChoice™ and BeamSelect Directional Lamps

Bulb Shape	Base Type	Order Code	Grainger Number	Description	Volts	Carton Qty[2]	MOL (in)	Watts	Lumens (Initial)	Selectable Beam Angle	CBCP	Selectable Color Temp. (Initial)	CRI	Wattage Replacement	Rated Life L70 (Hrs)[1]	Dimmable	Location Rating[3]	Housing Color	Additional Information
PAR 30 Selectable																			
PAR30	E26	93322385	419AM1	LED10DP30W/9SC/BC	120	6	3.7	10	1000	25° 40°*	3600 1500*	2700K 3000K* 3500K 4000K 5000K	90	75	25,000	Yes	Damp	White	CEC Title 20, Enclosed
	E26	93322391	419AM0	LED10DP30B/9SC/BC	120	6	3.7	10	1000	25° 40°*	3600 1500*	2700K 3000K* 3500K 4000K 5000K	90	75	25,000	Yes	Damp	Black	CEC Title 20, Enclosed

[1] The life rating is based on the hours of operation the lamp will provide before reaching 70% of its original lumen output (L70)
[2] Minimum order quantity = Carton Qty
[3] UL 1993 Environmental Requirements for LED LAMPS
Damp Location – Exterior or interior location that is normally or periodically subject to condensation of moisture in, on, or adjacent to electrical equipment, including partially protected locations
* Default settings noted by "*" in tables above
Please note Current lamps are not for sale for use in Yukon Territory in Canada

Selectable PAR30 Long Neck Lamps

BeamSelect SpectraChoice™

BeamSelect SpectraChoice™

Selectable SpectraChoice™ and BeamSelect Directional Lamps

Bulb Shape	Base Type	Order Code	Grainger Number	Description	Volts	Carton Qty[2]	MOL (in)	Watts	Lumens (Initial)	Selectable Beam Angle	CBCP	Selectable Color Temp. (Initial)	CRI	Wattage Replacement	Rated Life L70 (Hrs)[1]	Dimmable	Location Rating[3]	Housing Color	Additional Information
PAR 30 Long Neck Selectable																			
PAR30L	E26	93322397	419AL8	LED10DP30LW/9SC/BC	120	6	4.7	10	1000	25° 40°*	3600 1500*	2700K 3000K* 3500K 4000K 5000K	90	75	25,000	Yes	Damp	White	CEC Title 20, Enclosed
	E26	93322403	419AL7	LED10DP30LB/9SC/BC	120	6	4.7	10	1000	25° 40°*	3600 1500*	2700K 3000K* 3500K 4000K 5000K	90	75	25,000	Yes	Damp	Black	CEC Title 20, Enclosed

[1] The life rating is based on the hours of operation the lamp will provide before reaching 70% of its original lumen output (L70)
[2] Minimum order quantity = Carton Qty
[3] UL 1993 Environmental Requirements for LED LAMPS
Damp Location – Exterior or interior location that is normally or periodically subject to condensation of moisture in, on, or adjacent to electrical equipment, including partially protected locations
* Default settings noted by "*" in tables above
Please note Current lamps are not for sale for use in Yukon Territory in Canada

Selectable PAR38 Lamps

SpectraChoice™

BeamSelect

LumenChoice®

Selectable LumenChoice® + SpectraChoice™ and BeamSelect Directional Lamps

Bulb Shape	Base Type	Order Code	Grainger Number	Description	Volts	Carton Qty[2]	MOL (in)	Selectable Watts	Selectable Lumens (Initial)	Selectable Beam Angle	CBCP	Selectable Color Temp. (Initial)	CRI	Wattage Replacement	Rated Life L70 (Hrs)[1]	Dimmable	Location Rating[3]	Housing Color	Additional Information
PAR 38 Selectable																			
PAR38	E26	93322409	419AL6	LED/LC/DP38W/9SC/BC	120	6	5.3	9	900	25° 40°*	3700 1500*	2700K 3000K* 3500K 4000K 5000K	90	75 100 120	25,000	Yes	Wet	White	CEC Title 20, Enclosed
								12	1200	25° 40°*	4700 1800*								
								15*	1450*	25° 40°*	5400 2200*								
	E26	93322415	419AL4	LED/LC/DP38B/9SC/BC	120	6	5.3	9	900	25° 40°*	3700 1500*	2700K 3000K* 3500K 4000K 5000K	90	75 100 120	25,000	Yes	Wet	Black	CEC Title 20, Enclosed
								12	1200	25° 40°*	4700 1800*								
								15*	1450*	25° 40°*	5400 2200*								

[1] The life rating is based on the hours of operation the lamp will provide before reaching 70% of its original lumen output (L70)
[2] Minimum order quantity = Carton Qty
[3] UL 1993 Environmental Requirements for LED LAMPS
Wet Location – Location in which water or other liquid can drip, splash, or flow on or against electrical equipment
When installing outdoors, ensure the socket used is suitably Listed for use in Wet locations and socket gaskets provided by the manufacturer are correctly attached.
* Default settings noted by "*" in tables above
Please note Current lamps are not for sale for use in Yukon Territory in Canada

Directional Lamps (PAR16 - PAR20)

Bulb Shape	Base Type	Watts	Order Code	Grainger Number	Description	Volts	Carton Qty[2]	MOL (in)	Lumens (Initial)	CBCP	Color Temp. (Initial)	CRI	Wattage Replace-ment	Rated Life L70 (Hrs)[1]	Dim-mable	Location Rating[3]	Beam Angle	Housing Color	Additional Information
Compact PAR16																			
PAR16	E26	6	93305603	818F91	LED6DP16W830/35-6PK	120	24	3.0	550	1000	3000K	80	60	25,000	Yes	Damp	35°	White	6 pack
Compact PAR20																			
PAR20	E26	7	93349	246M64	LED7DP203B827/20	120	6	3.5	500	2500	2700K	80	50	25,000	Yes	Damp	20°	Black	
	E26	7	93360	45NY24	LED7DP203W827/20	120	6	3.5	500	2500	2700K	80	50	25,000	Yes	Damp	20°	White	
	E26	7	93311901		LED7DP20OB927/35	120	6	3.5	500	966	2700K	90	50	25,000	Yes	Wet	35°	Black	CEC Title 20
	E26	7	93311900	482P42 / 45CM40	LED7DP20OW927/35	120	6	3.5	500	966	2700K	90	50	25,000	Yes	Wet	35°	White	CEC Title 20
	E26	7	93327	45NY25	LED7DP203B830/20	120	6	3.5	520	2500	3000K	80	50	25,000	Yes	Damp	20°	Black	
	E26	7	93347	45NY26	LED7DP203W830/20	120	6	3.5	520	2500	3000K	80	50	25,000	Yes	Damp	20°	White	
	E26	7	93311903		LED7DP20OB930/35	120	6	3.5	520	966	3000K	90	50	25,000	Yes	Wet	35°	Black	CEC Title 20
	E26	7	93311902	45AU69	LED7DP20OW930/35	120	6	3.5	520	966	3000K	90	50	25,000	Yes	Wet	35°	White	CEC Title 20

Directional Lamps (PAR20 - High Output)

Bulb Shape	Base Type	Watts	Order Code	Grainger Number	Description	Volts	Carton Qty[2]	MOL (in)	Lumens (Initial)	CBCP	Color Temp. (Initial)	CRI	Wattage Replace-ment	Rated Life L70 (Hrs)[1]	Dim-mable	Location Rating[3]	Beam Angle	Housing Color	Additional Information
PAR 20 - High Output																			
PAR20	E26	10	93318877	899MF8	LED10DP20W930/35	120	6	3.5	900	2300	3000K	90	100	25,000	Yes	Damp	35°	White	CEC Title 20

Directional Lamps (PAR30 - Visual Comfort Lens)

Bulb Shape	Base Type	Watts	Order Code	Grainger Number	Description	Volts	Carton Qty[2]	MOL (in)	Lumens (Initial)	CBCP	Color Temp. (Initial)	CRI	Wattage Replace-ment	Rated Life L70 (Hrs)[1]	Dim-mable	Location Rating[3]	Beam Angle	Housing Color	Additional Information
PAR30 - Low Glare - Visual Comfort Lens																			
PAR30	E26	12	93311923	831ET5	LED12DP30RW927/25	120	6	3.6	1050	3800	2700K	90	75	25,000	Yes	Damp	25°	White	CEC Title 20
	E26	12	93311925		LED12DP30RB927/40	120	6	3.6	1050	2200	2700K	90	75	25,000	Yes	Damp	40°	Black	CEC Title 20
	E26	12	93311924	831ET7	LED12DP30RW927/40	120	6	3.6	1050	2200	2700K	90	75	25,000	Yes	Damp	40°	White	CEC Title 20
	E26	12	93311926	831ET6	LED12DP30RW930/25	120	6	3.6	1050	3900	3000K	90	75	25,000	Yes	Damp	25°	White	CEC Title 20
	E26	12	93311927	246M68	LED12DP30RW930/40	120	6	3.6	1050	2200	3000K	90	75	25,000	Yes	Damp	40°	White	CEC Title 20
PAR30 Long Neck - Low Glare - Visual Comfort Lens																			
PAR30L	E26	12	93312005		LED12DP30LRW927/25	120	6	4.7	1050	3800	2700K	90	75	25,000	Yes	Damp	25°	White	CEC Title 20
	E26	12	93312006	852WE3	LED12DP30LRW927/40	120	6	4.7	1050	2200	2700K	90	75	25,000	Yes	Damp	40°	White	CEC Title 20
	E26	12	93312007	831ET8	LED12DP30LRW930/25	120	6	4.7	1050	3900	3000K	90	75	25,000	Yes	Damp	25°	White	CEC Title 20
	E26	12	93312008	831ET9	LED12DP30LRW930/40	120	6	4.7	1050	2200	3000K	90	75	25,000	Yes	Damp	40°	White	CEC Title 20
	E26	12	93316394		LED12DP30LRB930/40	120	6	4.7	1050	2200	3000K	90	75	25,000	Yes	Damp	40°	Black	CEC Title 20

Directional Lamps (PAR30 - Value)

Bulb Shape	Base Type	Watts	Order Code	Grainger Number	Description	Volts	Carton Qty[2]	MOL (in)	Lumens (Initial)	CBCP	Color Temp. (Initial)	CRI	Wattage Replace-ment	Rated Life L70 (Hrs)[1]	Dim-mable	Location Rating[3]	Beam Angle	Housing Color	Additional Information
PAR30 - TIR Lens																			
PAR30	E26	12	93153892	818F92	LED12DP30VOW830/25-4PK	120	16	3.66	850	3400	3000K	80	75	15,000	Yes	Wet	25°	White	4 pack
PAR30 Long Neck - TIR Lens																			
PAR30L	E26	12	93153891	818F93	LED12DP30LVOW830/ 25-4PK	120	16	4.69	850	3400	3000K	80	75	15,000	Yes	Wet	25°	White	4 pack

Directional Lamps (PAR30 - High Output)

Bulb Shape	Base Type	Watts	Order Code	Grainger Number	Description	Volts	Car-ton Qty[2]	MOL (in)	Lumens (Initial)	CBCP	Color Temp. (Initial)	CRI	Wattage Replace-ment	Rated Life L70 (Hrs)[1]	Dim-mable	Location Rating[3]	Beam Angle	Housing Color	Additional Information
PAR 30 Long Neck - High Output - Universal 120-277V - Finned Heat Sink																			
PAR30L	E26	18	75089	246M74	LED18P30LW83015	120-277	6	4.6	1800	15500	3000K	80	75	25,000	-	Damp	15°	White	
	E26	18	75091	246M75	LED18P30LW83025	120-277	6	4.6	1800	7000	3000K	80	75	25,000	-	Damp	25°	White	
	E26	18	75065		LED18P30LW93015	120-277	6	4.6	1400	12500	3000K	90	75	25,000	-	Damp	15°	White	
	E26	18	75078		LED18P30LW93025	120-277	6	4.6	1400	5000	3000K	90	75	25,000	-	Damp	25°	White	
PAR 30 Long Neck - High Output - Smooth Heat Sink																			
PAR30L	E26	20	93318893	899MF9	LED20DP30LW930/35	120	6	4.7	2100	3750	3000K	90	150	25,000	Yes	Damp	35°	White	CEC Title 20

[1] The life rating is based on the hours of operation the lamp will provide before reaching 70% of its original lumen output (L70)
[2] Minimum order quantity = Carton Qty
[3] UL 1993 Environmental Requirements for LED LAMPS
Damp Location – Exterior or interior location that is normally or periodically subject to condensation of moisture in, on, or adjacent to electrical equipment, including partially protected locations
Wet Location – Location in which water or other liquid can drip, splash, or flow on or against electrical equipment.
When installing outdoors, ensure the socket used is suitably Listed for use in Wet locations and socket gaskets provided by the manufacturer are correctly attached.
Please note Current lamps are not for sale for use in Yukon Territory in Canada

LED Lamps - Directional

Directional Lamps (PAR38 - Visual Comfort Lens)

Bulb Shape	Base Type	Watts	Order Code	Grainger Number	Description	Volts	Carton Qty[2]	MOL (in)	Lumens (Initial)	CBCP	Color Temp. (Initial)	CRI	Wattage Replace-ment	Rated Life L70 (Hrs)[1]	Dim-mable	Location Rating[3]	Beam Angle	Housing Color	Additional Information
PAR38 - Low Glare - Visual Comfort Lens																			
PAR38	E26	12	93311944	830Y94	LED12DP38ROW927/25	120	6	5.2	1050	5400	2700K	90	100	25,000	Yes	Wet	25°	White	CEC Title 20
	E26	12	93311945		LED12DP38ROW927/40	120	6	5.2	1050	2300	2700K	90	100	25,000	Yes	Wet	40°	White	CEC Title 20
	E26	12	93311946		LED12DP38ROW930/25	120	6	5.2	1050	5400	3000K	90	100	25,000	Yes	Wet	25°	White	CEC Title 20
	E26	12	93311947		LED12DP38ROW930/40	120	6	5.2	1050	2300	3000K	90	100	25,000	Yes	Wet	40°	White	CEC Title 20
	E26	12	93318835	899MG0	LED12DPAR38ROW927/25	120	6	5.2	1300	5800	2700K	90	100	25,000	Yes	Wet	25°	White	CEC Title 20
	E26	12	93318841	899MG1	LED12DPAR38ROW927/40	120	6	5.2	1300	3000	2700K	90	100	25,000	Yes	Wet	40°	White	CEC Title 20
	E26	12	93318847	899MG2	LED12DPAR38ROW930/25	120	6	5.2	1300	5800	3000K	90	100	25,000	Yes	Wet	25°	White	CEC Title 20
	E26	12	93318853	899MG3	LED12DPAR38ROW930/40	120	6	5.2	1300	3000	3000K	90	100	25,000	Yes	Wet	40°	White	CEC Title 20
	E26	16	93313077		LED16DP38ROW930/15	120	6	5.2	1550	15000	3000K	90	120	25,000	Yes	Wet	15°	White	CEC Title 20
	E26	16	93313079		LED16DP38ROW830/15	120	6	5.2	1800	18000	3000K	80	120	25,000	Yes	Wet	15°	White	
	E26	16	93313081		LED16DP38ROS830/15	120	6	5.2	1800	18000	3000K	80	120	25,000	Yes	Wet	15°	Silver	
	E26	18	92923	246M79	LED18D38W3927/25	120	6	5.31	1250	4900	2700K	92	100	25,000	Yes	Damp	25°	White	
	E26	18	93311929	858UN0	LED18DP38ROW927/25	120	6	5.2	1550	5800	2700K	90	120	25,000	Yes	Wet	25°	White	CEC Title 20
	E26	18	93311930	830Y93	LED18DP38ROW927/40	120	6	5.2	1550	3700	2700K	90	150	25,000	Yes	Wet	40°	White	CEC Title 20
	E26	18	92961	246M82	LED18D38W3830/15	120	6	5.31	1750	20000	3000K	81	150	25,000	Yes	Damp	15°	White	
	E26	18	93311932		LED18DP38ROB930/25	120	6	5.2	1550	6000	3000K	90	120	25,000	Yes	Wet	25°	Black	CEC Title 20
	E26	18	93311931	45NY09	LED18DP38ROW930/25	120	6	5.2	1550	6000	3000K	90	120	25,000	Yes	Wet	25°	White	CEC Title 20
	E26	18	93311933		LED18DP38ROS930/25	120	6	5.2	1550	6000	3000K	90	120	25,000	Yes	Wet	25°	Silver	CEC Title 20
	E26	18	93311934	831ET4	LED18DP38ROW930/40	120	6	5.2	1550	3800	3000K	90	150	25,000	Yes	Wet	40°	White	CEC Title 20
	E26	18	93316388		LED18DP38ROB930/40	120	6	5.2	1550	3800	3000K	90	150	25,000	Yes	Wet	40°	Black	CEC Title 20
	E26	18	93311935		LED18DP38ROW935/25	120	6	5.2	1700	6500	3500K	90	120	25,000	Yes	Wet	25°	White	CEC Title 20
	E26	18	93311936	246M86	LED18DP38ROW935/40	120	6	5.2	1700	4200	3500K	90	150	25,000	Yes	Wet	40°	White	CEC Title 20
	E26	18	93311937	45NY14	LED18DP38ROW940/25	120	6	5.2	1700	6500	4000K	90	120	25,000	Yes	Wet	25°	White	CEC Title 20
	E26	18	93311938	45NY13	LED18DP38ROW940/40	120	6	5.2	1700	4200	4000K	90	150	25,000	Yes	Wet	40°	White	CEC Title 20
	E26	18	93311939		LED18DP38ROW950/25	120	6	5.2	1700	6500	5000K	90	120	25,000	Yes	Wet	25°	White	CEC Title 20
	E26	18	93311940		LED18DP38ROW950/40	120	6	5.2	1700	4200	5000K	90	150	25,000	Yes	Wet	40°	White	CEC Title 20

Directional Lamps (PAR38 – High Output)

Bulb Shape	Base Type	Watts	Order Code	Grainger Number	Description	Volts	Carton Qty[2]	MOL (in)	Lumens (Initial)	CBCP	Color Temp. (Initial)	CRI	Wattage Replace-ment	Rated Life L70 (Hrs)[1]	Dim-mable	Location Rating[3]	Beam Angle	Housing Color	Additional Information
PAR 38 - High Output - TIR Lens - Smooth Housing																			
PAR38	E26	27	93314739		LED27DP38OW830/15	120	6	5.3	3100	20000	3000K	80	250	25,000	Yes	Wet	15°	White	
	E26	27	93314751		LED27DP38OW830/25	120	6	5.3	3100	10000	3000K	80	250	25,000	Yes	Wet	25°	White	
	E26	27	93314753		LED27DP38OW830/40	120	6	5.3	3100	5000	3000K	80	250	25,000	Yes	Wet	40°	White	
	E26	27	93314755		LED27DP38OW835/15	120	6	5.3	3100	20000	3500K	80	250	25,000	Yes	Wet	15°	White	
	E26	27	93314757		LED27DP38OW835/25	120	6	5.3	3100	10000	3500K	80	250	25,000	Yes	Wet	25°	White	
	E26	27	93314759		LED27DP38OW835/40	120	6	5.3	3100	5000	3500K	80	250	25,000	Yes	Wet	40°	White	
PAR 38 - High Output - TIR Lens - Finned Heat Sink																			
PAR38	E26	32	88801	246M90	LED32DP38W830/25	120	6	5.12	3000	13000	3000K	80	250	25,000	Yes	Wet	25°	White	
	E26	32	88810	246M91	LED32DP38W830/40	120	6	5.12	3000	6000	3000K	80	250	25,000	Yes	Wet	40°	White	
	E26	32	30233	246M92	LED32DP38W835/15	120	6	5.12	3100	25000	3500K	80	250	25,000	Yes	Wet	15°	White	
	E26	32	30239	246M94	LED32DP38W835/40	120	6	5.12	3100	6000	3500K	80	250	25,000	Yes	Wet	40°	White	
	E26	32	20109	246M95	LED32P38W830/15	120-277	6	5.12	3000	25000	3000K	80	250	25,000	-	Wet	15°	White	
	E26	32	20130	246M96	LED32P38W830/25	120-277	6	5.12	3000	13000	3000K	80	250	25,000	-	Wet	25°	White	
	E26	32	20137	246M97	LED32P38W830/40	120-277	6	5.12	3000	6000	3000K	80	250	25,000	-	Wet	40°	White	
	E26	32	93325375		LED32P38W850/25	120-277	6	5.12	3000	13000	5000K	80	250	25,000	-	Wet	25°	White	

Directional Lamps (PAR38 - Value)

Bulb Shape	Base Type	Watts	Order Code	Grainger Number	Description	Volts	Carton Qty[2]	MOL (in)	Lumens (Initial)	CBCP	Color Temp. (Initial)	CRI	Wattage Replace-ment	Rated Life L70 (Hrs)[1]	Dim-mable	Location Rating[3]	Beam Angle	Housing Color	Additional Information
PAR38 - TIR Lens																			
PAR38	E26	15	93153880	818F94 / 806TV0	LED15DP38VOW830/35-4PK	120	16	5.31	1300	2300	3000K	80	90	15,000	Yes	Wet	35°	White	4 pack

[1] The life rating is based on the hours of operation the lamp will provide before reaching 70% of its original lumen output (L70)
[2] Minimum order quantity = Carton Qty
[3] UL 1993 Environmental Requirements for LED LAMPS
Damp Location – Exterior or interior location that is normally or periodically subject to condensation of moisture in, on, or adjacent to electrical equipment, including partially protected locations
Wet Location – Location in which water or other liquid can drip, splash, or flow on or against electrical equipment
When installing outdoors, ensure the socket used is suitably Listed for use in Wet locations and socket gaskets provided by the manufacturer are correctly attached.
Please note Current lamps are not for sale for use in Yukon Territory in Canada

LED Lamps – MR16s

LED MR16 lamps are the perfect solution for high output in decorative lighting applications. The lamps are dimmable, long-lasting and available in a variety of beam angles and color temperatures.

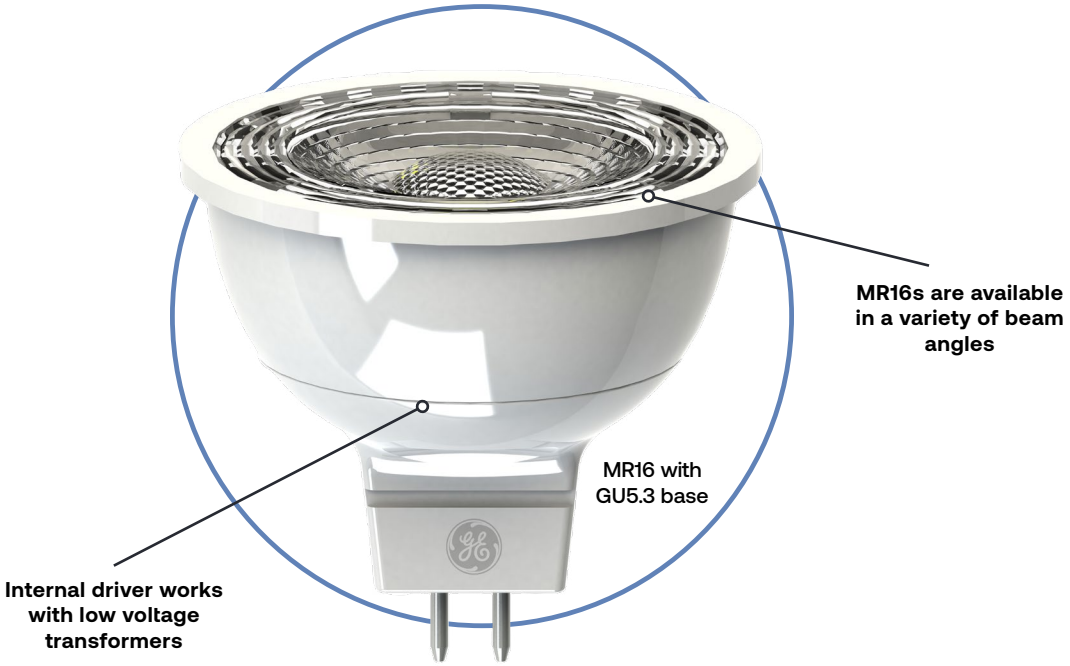

Lamp **Drawings** (not drawn to scale)

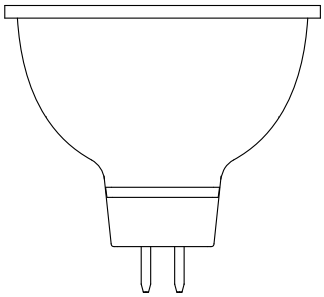

MR16

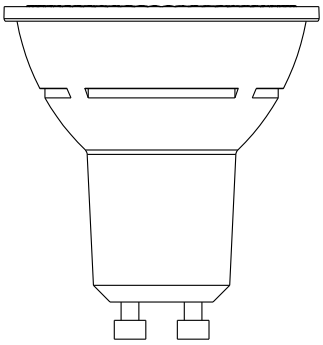

MR16
GU10

LED Lamps - Directional

Catalog Logic:

Bulb Shape: Bulb shape followed by its size (the maximum diameter of the bulb expressed in eighths of an inch).

Base Type: ANSI Base

Watts: Energy Used (as defined by FTC Lamp Label Rules)

Order Code: Use the order code when ordering to ensure that you receive the exact product you require

Description: Lamp Model Description

Volts: Lamp data is based on operation at rated voltage

Carton Quantity: Number of lamps packed in a carton

MOL (in): Maximum Overall Length in inches

Lumens: Light output (as defined by FTC Lamp Label Rules)

CBCP: Center Beam Candle Power

Color Temperature (K): A measure of the visual "warmth" or "coolness" of the light from the lamp. The higher the value, the whiter or "cooler" the light appears.

Color Rendering Index (CRI or R): An indication of the ability of the lamp to render object colors in a normal natural way. The higher the number (0-100), the better the color appearance.

Wattage Replacement: Wattage of Traditional Lamp the LED Lamp is meant to replace

Rated Life L70: Hours of operation the lamp will provide before reaching 70% of its original lumen output

Dimmable: Indicates whether a lamp is dimmable or not

Location Rating: Location Rating as defined for LED Lamps by UL 1993

Beam Angle: Degrees

Housing Color: Color of lamp body

Additional Information: Typical application and/or other important information

Bulb Shape	Base Type	Watts	Order Code	Description	Volts	Carton Qty[2]	MOL (In)	Lumens (Initial)	CBCP	Color Temp (Initial)	CRI	Wattage Replace-ment	Rated Life L70 (Hrs)[1]	Dimmable	Location Rating[3]	Beam Angle	Housing Color	Additional Information^
12 Volt AC/DC MR16																		
	GU5.3	6.5	75155	LED6.5DMR16W82715	12	6	1.87	500	4900	2700K	80	50	25,000	Yes	Damp	15°	White	

LED6.5DMR16W82715

- Wattage
- D = Dimmable
- Bulb Shape
- Body color (W= White)
- CRI (8 = 80)
- CCT (27 = 2700K)
- Beam Angle (15 = 15 degrees)

Directional Lamps (MR16-GU10)

Bulb Shape	Base Type	Watts	Order Code	Grainger Number	Description	Volts	Carton Qty[2]	MOL (In)	Lumens (Initial)	CBCP	Color Temp (Initial)	CRI	Wattage Replace-ment	Rated Life L70 (Hrs)[1]	Dim-mable	Location Rating[3]	Beam Angle	Housing Color	Additional Information^
12 Volt AC/DC MR16																			
	GU5.3	6.5	75155	490Z27	LED6.5DMR16W82715	12	6	1.87	500	4900	2700K	80	50	25,000	Yes	Damp	15°	White	
	GU5.3	6.5	75153	490Z28	LED6.5DMR16W83015	12	6	1.87	520	4900	3000K	80	50	25,000	Yes	Damp	15°	White	
	GU5.3	6.5	75158	490Z29	LED6.5DMR16W84015	12	6	1.87	550	5000	4000K	80	50	25,000	Yes	Damp	15°	White	
	GU5.3	6.5	93226	490Z24	LED6.5DMR16W82725	12	6	1.79	500	2350	2700K	80	50	25,000	Yes	Damp	25°	White	
	GU5.3	6.5	93222	490Z25	LED6.5DMR16W83025	12	6	1.79	520	2350	3000K	80	50	25,000	Yes	Damp	25°	White	
	GU5.3	6.5	93228	490Z30	LED6.5DMR16W84025	12	6	1.79	550	2400	4000K	80	50	25,000	Yes	Damp	25°	White	
	GU5.3	6.5	93227	490Z31	LED6.5DMR16W82735	12	6	1.79	500	1350	2700K	80	50	25,000	Yes	Damp	35°	White	
	GU5.3	6.5	93097010	-	LED6.5DMR16B82735	12	6	1.79	500	1350	2700K	80	50	25,000	Yes	Damp	35°	Black	
	GU5.3	6.5	93223	490Z26	LED6.5DMR16W83035	12	6	1.79	520	1350	3000K	80	50	25,000	Yes	Damp	35°	White	
	GU5.3	6.5	93229	490Z32	LED6.5DMR16W84035	12	6	1.79	550	1400	4000K	80	50	25,000	Yes	Damp	35°	White	
Value 12 Volt AC/DC MR16																			
	GU5.3	4.5	34560	55XC88	LED4.5MR1682735	12	6	1.78	380	1000	2700K	80	35	25,000	Yes	Dry	35°	White	
	GU5.3	4.5	34561	55XC89	LED4.5MR1683035	12	6	1.78	400	1000	3000K	80	35	25,000	Yes	Dry	35°	White	
	GU5.3	4.5	34563	55XC90	LED4.5MR1684035	12	6	1.78	400	1100	4000K	80	35	25,000	Yes	Dry	35°	White	
	GU5.3	6.5	34606	490Z35	LED6.5MR1682725	12	6	1.78	500	2350	2700K	80	50	25,000	Yes	Dry	25°	White	
	GU5.3	6.5	34607	490Z34	LED6.5MR1682735	12	6	1.78	500	1350	2700K	80	50	25,000	Yes	Dry	35°	White	
	GU5.3	6.5	34611	490Z36	LED6.5MR1683025	12	6	1.78	530	2350	3000K	80	50	25,000	Yes	Dry	25°	White	
	GU5.3	6.5	34625	490Z36	LED6.5MR1683035	12	6	1.78	530	1350	3000K	80	50	25,000	Yes	Dry	35°	White	
120V GU10																			
	GU10	4	93305604	818F69	LED4D/GU10W830/35-6PK	120	24	2.1	320	370	3000K	80	35	25,000	Yes	Damp	35°	White	6 pack
	GU10	5.5	93305605	818F70	LED5D/GU10W830/35-6PK	120	24	2.1	500	595	3000K	80	50	25,000	Yes	Damp	35°	White	6 pack

^ Check dimmer and transformer compatibility at LED.com/dimming

[1] The life rating is based on the hours of operation the lamp will provide before reaching 70% of its original lumen output (L70)
[2] Minimum order quantity = Carton Qty
[3] UL 1993 Environmental Requirements for LED LAMPS
Damp Location – Exterior or interior location that is normally or periodically subject to condensation of moisture in, on, or adjacent to electrical equipment, including partially protected locations
Dry Location – Location not normally subject to dampness, but may include a location subject to temporary dampness (i.e., building under construction, provided ventilation is adequate to prevent an accumulation of moisture)
Please note Current lamps are not for sale for use in Yukon Territory in Canada

LED Lamps – RS Cans

RS Cans make downlight retrofits easy, with a medium base pigtail. Use the existing socket for power and provide a finished look to the ceiling without having to replace the existing fixture.

SpectraChoice™

Selectable SpectraChoice™ RS Cans

The new SpectraChoice™ Selectable RS Can Downlights are the perfect solution to give an updated look to ceilings with recessed lighting.

Make color temperature selections easily at any time with an integrated switch, no tools required.

Catalog Logic:

Bulb Shape: Bulb shape followed by its size (the maximum diameter of the bulb expressed in eighths of an inch).

Base Type: ANSI Base

Watts: Energy Used (as defined by FTC Lamp Label Rules)

Order Code: Use the order code when ordering to ensure that you receive the exact product you require

Description: Lamp Model Description

Volts: Lamp data is based on operation at rated voltage

Carton Quantity: Number of lamps packed in a carton

MOL (in): Maximum Overall Length in inches

Lumens: Light output (as defined by FTC Lamp Label Rules)

Color Temperature (K): A measure of the visual "warmth" or "coolness" of the light from the lamp. The higher the value, the whiter or "cooler" the light appears.

Color Rendering Index (CRI or R): An indication of the ability of the lamp to render object colors in a normal natural way. The higher the number (0-100), the better the color appearance.

Wattage Replacement: Wattage of Traditional Lamp the LED Lamp is meant to replace

Rated Life L70: Hours of operation the lamp will provide before reaching 70% of its original lumen output

Dimmable: Indicates whether a lamp is dimmable or not

Location Rating: Location Rating as defined for LED Lamps by UL 1993

Additional Information: Typical application and/or other important information

Bulb Shape	Base Type	Watts	Order Code	Description	Volts	Carton Qty[2]	MOL (In)	Lumens (Initial)	Color Temp (Initial)	CRI	Wattage Replace-ment	Rated Life L70 (Hrs)[1]	Dimmable	Location Rating[3]	Additional Information	
RS Cans																
	E26	8	93162554	LED8DRS4/9SC-4PK	120	16	2.4	700	2700/3000/4000/5000K	90	65	50,000	Yes	Damp	4" Can, Pigtail, 24-JA8, 4 pack	Title

LED8DRS6/9SC-4PK

- Wattage
- D = Dimmable
- RS = RS Can Trim
- Diameter (inches)
- CRI (9 = 90)
- SC = SpectraChoice™ selectable color temperature
- 4PK = Inner pack of 4 lamps (Smallest unit of sale downstream)

Selectable SpectraChoice™ RS Cans (Dimmable)

Bulb Shape	Base Type	Watts	Order Code	Grainger Number	Description	Volts	Carton Qty[2]	MOL (In)	Lumens (Initial)	Selectable Color Temperature*	CRI	Wattage Replacement	Rated Life L70 (Hrs)[1]	Dimmable	Location Rating[3]	Additional Information
Selectable RS Cans																
RS Can	E26	8	93162554	818FA2	LED8DRS4/9SC-4PK	120	16	2.4	700	2700K 3000K* 4000K 5000K	90	65	50,000	Yes	Damp	4" Can, Pigtail, Title 24-JA8, 4 pack
	E26	8	93162555	818FA3	LED8DRS6/9SC-4PK	120	16	2.8	700	2700K 3000K* 4000K 5000K	90	65	50,000	Yes	Damp	6" Can, Pigtail, Title 24-JA8, 4 pack
	E26	12	93162556	818FA4	LED12DRS6/9SC-4PK	120	16	2.8	1100	2700K 3000K* 4000K 5000K	90	90	50,000	Yes	Damp	6" Can, Pigtail, Title 24-JA8, 4 pack

[1] The life rating is based on the hours of operation the lamp will provide before reaching 70% of its original lumen output (L70)
[2] Minimum order quantity = Carton Qty
[3] UL 1993 Environmental Requirements for LED LAMPS
Damp Location – Exterior or interior location that is normally or periodically subject to condensation of moisture in, on, or adjacent to electrical equipment, including partially protected locations
* Default color temperature setting is 3000K.
Please note Current lamps are not for sale for use in Yukon Territory in Canada

LED Lamps – SpectraChoice™ Reflector Lamps (Dimmable)

SpectraChoice™ Reflector lamps feature built-in switches to select color temperature. These lamps are offered in R20, BR30 and BR40 shapes. Three lamps can cover the vast majority of Reflector applications, providing a great opportunity to reduce inventory and simplify BOMs.



SpectraChoice™

SpectraChoice™ Reflector Lamps (Dimmable)

Bulb Shape	Base Type	Watts	Order Code	Grainger Number	Description	Volts	Carton Qty[2]	MOL (In)	Lumens (Initial)	Selectable Color Temp (Initial)*	CRI	Wattage Replacement	Rated Life L70 (Hrs)[1]	Dimmable	Location Rating[3]	Additional Information
R20																
	E26	5.5	93318859	873MK2	LED5DR20/9SC	120	6	4.0	500	2700K 3000K* 3500K 4000K 5000K	90	45	15,000	Yes	Damp	CEC Title 20, Enclosed, Frosted, White body
BR30																
	E26	8	93318865	899ME4	LED8DBR30/9SC	120	6	5.4	650	2700K 3000K* 3500K 4000K 5000K	90	65	15,000	Yes	Damp	CEC Title 20, Enclosed, Frosted, White body
BR40																
	E26	12	93318871	899ME5	LED12DBR40/9SC	120	6	6.4	1050	2700K 3000K* 3500K 4000K 5000K	90	65	15,000	Yes	Damp	CEC Title 20, Enclosed, Frosted, White body

[1] The life rating is based on the hours of operation the lamp will provide before reaching 70% of its original lumen output (L70)
[2] Minimum order quantity = Carton Qty
[3] UL 1993 Environmental Requirements for LED LAMPS
Damp Location – Exterior or interior location that is normally or periodically subject to condensation of moisture in, on, or adjacent to electrical equipment, including partially protected locations
* Lumen levels correspond with color temperature. Default color temperature setting is 3000K.
Please note Current lamps are not for sale for use in Yukon Territory in Canada

Catalog Logic:

Bulb Shape: Bulb shape followed by its size (the maximum diameter of the bulb expressed in eighths of an inch).

Base Type: ANSI Base

Watts: Energy Used (as defined by FTC Lamp Label Rules)

Order Code: Use the order code when ordering to ensure that you receive the exact product you require

Description: Lamp Model Description

Volts: Lamp data is based on operation at rated voltage

Carton Quantity: Number of lamps packed in a carton

MOL (in): Maximum Overall Length in inches

Lumens: Light output (as defined by FTC Lamp Label Rules)

CBCP: Center Beam Candle Power

Color Temperature (K): A measure of the visual "warmth" or "coolness" of the light from the lamp. The higher the value, the whiter or "cooler" the light appears.

Color Rendering Index (CRI or R): An indication of the ability of the lamp to render object colors in a normal natural way. The higher the number (0-100), the better the color appearance.

Wattage Replacement: Wattage of Traditional Lamp the LED Lamp is meant to replace

Rated Life L70: Hours of operation the lamp will provide before reaching 70% of its original lumen output

Dimmable: Indicates whether a lamp is dimmable or not

Location Rating: Location Rating as defined for LED Lamps by UL 1993

Additional Information: Typical application and/or other important information

Bulb Shape	Base Type	Watts	Order Code	Description	Volts	Carton Qty[2]	MOL (In)	Lumens (Initial)	CBCP	Color Temp (Initial)	CRI	Wattage Replacement	Rated Life L70 (Hrs)[1]	Dimmable	Location Rating[3]	Additional Information
BR30																
	E26	8	93305510	LED8DBR30/940-6PK	120	24	5.4	650		4000K	90	65	15,000	Yes	Damp	White body, 6 pack, CEC Title 20

LED8DBR30/940

- Wattage
- D = Dimmable
- Bulb Shape
- CRI (9 = 90)
- CCT (40 = 4000K)

Reflector Lamps (Dimmable)

Bulb Shape	Base Type	Watts	Order Code	Grainger Number	Description	Volts	Carton Qty[2]	MOL (In)	Lumens (Initial)	Color Temp (Initial)	CRI	Wattage Replace-ment	Rated Life L70 (Hrs)[1]	Dim-mable	Location Rating[3]	Additional Information
BR30																
	E26	8	93305498	899ME0	LED8DBR30/927-6PK	120	24	5.4	650	2700K	90	65	15,000	Yes	Damp	White body, 6 pack, CEC Title 20
	E26	8	93305499	899ME1	LED8DBR30/930-6PK	120	24	5.4	650	3000K	90	65	15,000	Yes	Damp	White body, 6 pack, CEC Title 20
	E26	8	93305510	899ME2	LED8DBR30/940-6PK	120	24	5.4	650	4000K	90	65	15,000	Yes	Damp	White body, 6 pack, CEC Title 20
	E26	8	93305512	899ME3	LED8DBR30/950-6PK	120	24	5.4	650	5000K	90	65	15,000	Yes	Damp	White body, 6 pack, CEC Title 20
	E26	10	68160	40D434	LED10DR303/827W	120	6	5.4	700	2700K	80	65	25,000	Yes	Damp	Frosted, White body
	E26	10	68161	40D435	LED10DR303/830W	120	6	5.4	700	3000K	80	65	25,000	Yes	Damp	Frosted, White body
	E26	10	69107	246M50	LED10DR303/850W	120	6	5.4	700	5000K	80	65	25,000	Yes	Damp	Frosted, White body
BR40																
	E26	12	93311897	830Y95	LED12DBR40/927	120	6	6.4	1050	2700K	90	65	15,000	Yes	Damp	Frosted, White body, CEC Title 20
	E26	12	93311898	831EU0	LED12DBR40/930	120	6	6.4	1050	3000K	90	65	15,000	Yes	Damp	Frosted, White body, CEC Title 20
	E26	12	93311899	830Y96	LED12DBR40/950	120	6	6.4	1050	5000K	90	65	15,000	Yes	Damp	Frosted, White body, CEC Title 20

[1] The life rating is based on the hours of operation the lamp will provide before reaching 70% of its original lumen output (L70)
[2] Minimum order quantity = Carton Qty
[3] UL 1993 Environmental Requirements for LED LAMPS
Damp Location – Exterior or interior location that is normally or periodically subject to condensation of moisture in, on, or adjacent to electrical equipment, including partially protected locations
Please note Current lamps are not for sale for use in Yukon Territory in Canada

Catalog Logic:

Bulb Shape:
Bulb shape followed by its size (the maximum diameter of the bulb expressed in eighths of an inch).

Watts:
Energy Used (as defined by FTC Lamp Label Rules)

Base Type:
ANSI Base

Order Code:
Use the order code when ordering to ensure that you receive the exact product you require

Description:
Lamp Model Description

Volts:
Lamp data is based on operation at rated voltage

Carton Quantity:
Number lamps packed in a carton

MOL (in):
Maximum Overall Length in inches

Lumens:
Light output (as defined by FTC Lamp Label Rules)

Color Temperature (K):
A measure of the visual "warmth" or "coolness" of the light from the lamp. The higher the value, the whiter or "cooler" the light appears.

Color Rendering Index (CRI or R):
An indication of the ability of the lamp to render object colors in a normal natural way. The higher the number (0-100), the better the color appearance.

Wattage Replacement:
Wattage of Traditional Lamp the LED Lamp is meant to replace

Rated Life L70:
Hours of operation the lamp will provide before reaching 70% of its original lumen output

Dimmable:
Indicates whether a lamp is dimmable or not

Location Rating:
Location Rating as defined for LED Lamps by UL 1993

Additional Information:
Typical application and/or other important information

Bulb Shape	Base Type	Watts	Order Code	Description	Volts	Carton Qty[2]	MOL (in)	Lumens (Initial)	Color Temp. (Initial)	CRI	Wattage Replace-ment	Rated Life L70 (Hrs)[1]	Dimmable	Location Rating[3]	Additional Information
A19															
	E26	10	93156450	LED10DA19/827/E-4PK	120	24	4.3	800	2700K	80	60	15,000	Yes	Damp, Enclosed	White, 4 pack

LED10DA19/827/E-4PK

- Wattage
- D = Dimmable
- Bulb Shape
- CRI (8 = 80)
- CCT (27 = 2700K)
- E = Enclosed rated
- 4PK = Inner pack of 4 lamps (Smallest unit of sale downstream)

Lamp **Drawings** (not drawn to scale)



A15 | A19 GU24 | A19 | A21 | Bright Stik™

LED Lamps – SpectraChoice™ A-Line Lamps (Dimmable)

SpectraChoice™ A-line dimmable lamps feature built-in switches to select color temperature. These lamps are offered in 40, 60, 75 & 100W incandescent equivalent lumen levels. Four lamps can cover the vast majority of A-line applications, providing a great opportunity to reduce inventory and simplify BOMs.

SpectraChoice™



Selectable SpectraChoice™ A-Line Lamps (Dimmable)

Bulb Shape	Base Type	Watts	Order Code	Grainger Number	Description	Volts	Carton Qty[2]	MOL (In)	Lumens (Initial)[5]	Selectable Color Temp. (Initial)*	CRI	Wattage Replacement	Rated Life L70 (Hrs)[1]	Dimmable	Location Rating[3]	Additional Information
A-Line SpectraChoice™ Selectable Color Temperature																
A19	**E26**	**6**	93313531	899MD6	LED6DA19/9SC/E	120	24	4.3	480	2700K* 3000K 3500K 4000K 5000K	90	40	15,000	Yes	Damp, Enclosed	White, CEC Title 20
	E26	**10**	93313549	899MD7	LED10DA19/9SC/E	120	24	4.3	800	2700K* 3000K 3500K 4000K 5000K	90	60	15,000	Yes	Damp, Enclosed	White, CEC Title 20
	E26	**13**	93313543	899MD8	LED13DA19/9SC	120	24	4.7	1100	2700K* 3000K 3500K 4000K 5000K	90	75	15,000	Yes	Damp	White, CEC Title 20
	E26	**15**	93313537	899MD9	LED15DA19/9SC	120	24	4.7	1600	2700K* 3000K 3500K 4000K 5000K	90	100	15,000	Yes	Damp	White, CEC Title 20

[1] The life rating is based on the hours of operation the lamp will provide before reaching 70% of its original lumen output (L70)
[2] Minimum order quantity = Carton Qty
[3] UL 1993 Environmental Requirements for LED LAMPS
Damp Location – Exterior or interior location that is normally or periodically subject to condensation of moisture in, on, or adjacent to electrical equipment, including partially protected locations
* Default color temperature setting is 2700K
Please note Current lamps are not for sale for use in Yukon Territory in Canada

LumenChoice® + SpectraChoice™



Selectable LumenChoice® + SpectraChoice™ A-Line Lamps (Dimmable)

Bulb Shape	Base Type	Order Code	Grainger Number	Description	Volts	Carton Qty[2]	MOL (In)	Selectable Watts*	Selectable Lumens (Initial)*	Selectable Color Temp. (Initial)*	CRI	Wattage Replacement	Rated Life L70 (Hrs)[1]	Dimmable	Location Rating[3]	Additional Information
A-Line Selectable LumenChoice® + SpectraChoice™																
A19	E26	93322361	419AM7	LED/LC/DA19/9SC	120	12	4.7	4 7* 9.5 14	500 800* 1100 1600	2700K* 3000K 3500K 4000K 5000K	90	40 60 75 100	15,000	Yes	Damp	White, CEC Title 20

[1] The life rating is based on the hours of operation the lamp will provide before reaching 70% of its original lumen output (L70)
[2] Minimum order quantity = Carton Qty
[3] UL 1993 Environmental Requirements for LED LAMPS
Damp Location – Exterior or interior location that is normally or periodically subject to condensation of moisture in, on, or adjacent to electrical equipment, including partially protected locations
* Default wattage and color temperature settings noted by "*" in tables above
Please note Current lamps are not for sale for use in Yukon Territory in Canada

LumenChoice®+ SpectraChoice™

Warm Selectable LumenChoice® + SpectraChoice™ A-Line Lamps (Dimmable)

Bulb Shape	Base Type	Order Code	Grainger Number	Description	Volts	Carton Qty[2]	MOL (In)	Selectable Watts*	Selectable Lumens (Initial)*	Selectable Color Temp. (Initial)*	Wattage Replacement	CRI	Rated Life L70 (Hrs)[1]	Dimmable	Location Rating[3]	Additional Information
A-Line Warm Selectable LumenChoice® + SpectraChoice™																
									350	1800K	40W					
									400	2200K	40W					
								4	450	2500K	40W					
									500	2700K	40W					
									500	3000K	40W					
									600	1800K	60W					
									700*	2200K*	60W					
								7*	750	2500K	60W					
									800	2700K	60W					
									800	3000K	60W					
A19	E26	93322367	419AM6	LED/LC/DA19/9WSC	120	12	4.7		800	1800K	75W	90	15,000	Yes	Damp	White, CEC Title 20
									900	2200K	75W					
								9.5	1000	2500K	75W					
									1100	2700K	75W					
									1100	3000K	75W					
									1100	1800K	100W					
									1300	2200K	100W					
								14	1500	2500K	100W					
									1600	2700K	100W					
									1600	3000K	100W					

[1] The life rating is based on the hours of operation the lamp will provide before reaching 70% of its original lumen output (L70)
[2] Minimum order quantity = Carton Qty
[3] UL 1993 Environmental Requirements for LED LAMPS
Damp Location – Exterior or interior location that is normally or periodically subject to condensation of moisture in, on, or adjacent to electrical equipment, including partially protected locations
* Default wattage and color temperature settings noted by "*" in tables above
Please note Current lamps are not for sale for use in Yukon Territory in Canada

A-Line Lamps (Dimmable)

Bulb Shape	Base Type	Watts	Order Code	Grainger Number	Description	Volts	Carton Qty[2]	MOL (in)	Lumens (Initial)	Color Temp. (Initial)	CRI	Wattage Replace-ment	Rated Life L70 (Hrs)[1]	Dim-mable	Location Rating[3]	Additional Information
A19																
A19	E26	6	93156446	796FR9	LED6DA19/827/E-4PK	120	24	4.3	480	2700K	80	40	15,000	Yes	Damp, Enclosed	White, 4 pack
	E26	6	93156447	796FT0	LED6DA19/830/E-4PK	120	24	4.3	480	3000K	80	40	15,000	Yes	Damp, Enclosed	White, 4 pack
	E26	6	93156448	818F89	LED6DA19/840/E-4PK	120	24	4.3	480	4000K	80	40	15,000	Yes	Damp, Enclosed	White, 4 pack
	E26	6	93156449	796FT1	LED6DA19/850/E-4PK	120	24	4.3	480	5000K	80	40	15,000	Yes	Damp, Enclosed	White, 4 pack
	E26	10	93156450	796FT2	LED10DA19/827/E-4PK	120	24	4.3	800	2700K	80	60	15,000	Yes	Damp, Enclosed	White, 4 pack
	E26	10	93156531	796FT3	LED10DA19/830/E-4PK	120	24	4.3	800	3000K	80	60	15,000	Yes	Damp, Enclosed	White, 4 pack
	E26	10	93156532	796FT4	LED10DA19/840/E-4PK	120	24	4.3	800	4000K	80	60	15,000	Yes	Damp, Enclosed	White, 4 pack
	E26	10	93156533	796FT5	LED10DA19/850/E-4PK	120	24	4.3	800	5000K	80	60	15,000	Yes	Damp, Enclosed	White, 4 pack
	E26	12	93156534	796FT6	LED12DA19/827/E-4PK	120	24	4.7	1100	2700K	80	75	15,000	Yes	Damp, Enclosed	White, 4 pack
	E26	12	93156535	796FT7	LED12DA19/830/E-4PK	120	24	4.7	1100	3000K	80	75	15,000	Yes	Damp, Enclosed	White, 4 pack
	E26	12	93156536	796FT8	LED12DA19/840/E-4PK	120	24	4.7	1100	4000K	80	75	15,000	Yes	Damp, Enclosed	White, 4 pack
	E26	12	93156537	796FT9	LED12DA19/850/E-4PK	120	24	4.7	1100	5000K	80	75	15,000	Yes	Damp, Enclosed	White, 4 pack
	E26	15	93156538	796FV0	LED15DA19/827-4PK	120	24	4.7	1600	2700K	80	100	15,000	Yes	Damp	White, 4 pack
	E26	15	93156539	796FV1	LED15DA19/830-4PK	120	24	4.7	1600	3000K	80	100	15,000	Yes	Damp	White, 4 pack
	E26	15	93156540	796FV2	LED15DA19/840-4PK	120	24	4.7	1600	4000K	80	100	15,000	Yes	Damp	White, 4 pack
	E26	15	93156541	796FV3	LED15DA19/850-4PK	120	24	4.7	1600	5000K	80	100	15,000	Yes	Damp	White, 4 pack

A-Line Lamps 90 CRI (Dimmable – Glass)

Bulb Shape	Base Type	Watts	Order Code	Grainger Number	Description	Volts	Carton Qty[2]	MOL (in)	Lumens (Initial)	Color Temp. (Initial)	CRI	Wattage Replace-ment	Rated Life L70 (Hrs)[1]	Dim-mable	Location Rating[3]	Additional Information
A15																
A15	E26	3.5	93312022	899ME6	LED4DFA15-W/927	120	12	3.5	300	2700K	90	40	15,000	Yes	Damp	White, CEC Title 20
	E26	3.5	93142809	818F87	LED4DFA15-C-2PK	120	12	3.5	300	2700K	80	40	15,000	Yes	Damp	Clear, 2 pack
	E26	3.5	93142810	818F88	LED4DFA15-W-2PK	120	12	3.5	300	2700K	80	40	15,000	Yes	Damp	White, 2 pack
A19																
A19	E26	4.5	93319141	899MF0	LED5DFA19/927/E-W	120	24	4.4	450	2700K	90	40	15,000	Yes	Damp, Enclosed	White, CEC Title 20
	E26	4.5	93319147	899MF1	LED5DFA19/927/E-C	120	24	4.4	450	2700K	90	40	15,000	Yes	Damp, Enclosed	Clear, CEC Title 20
	E26	7	93319153	899MF2	LED7DFA19/927/E-W	120	24	4.4	800	2700K	90	60	15,000	Yes	Damp, Enclosed	White, CEC Title 20
	E26	7	93319159	899MF3	LED7DFA19/927/E-C	120	24	4.4	800	2700K	90	60	15,000	Yes	Damp, Enclosed	Clear, CEC Title 20
	E26	8	93319165	899MF4	LED8DFA19/927-W	120	24	4.4	1100	2700K	90	75	15,000	Yes	Damp	White, CEC Title 20
	E26	8	93319171	899MF5	LED8DFA19/927-C	120	24	4.4	1100	2700K	90	75	15,000	Yes	Damp	Clear, CEC Title 20
	E26	12	93319177	899MF6	LED12DFA19/927-W	120	24	4.4	1600	2700K	90	100	15,000	Yes	Damp	White, CEC Title 20
	E26	12	93319183	899MF7	LED12DFA19/927-C	120	24	4.4	1600	2700K	90	100	15,000	Yes	Damp	Clear, CEC Title 20

Dim-to-Warm Filament A-Line Lamps

Bulb Shape	Base Type	Watts	Order Code	Grainger Number	Description	Volts	Carton Qty[2]	MOL (in)	Lumens (Initial)	Color Temp. (Dim-to-Warm)	CRI	Wattage Replace-ment	Rated Life L70 (Hrs)[1]	Dim-mable	Location Rating[3]	Additional Information
A15																
A15	E26	4.5	93324912		LED4DFA15-C/930W	120	12	3.5	450	3000K (Dims to 2000K)	90	40	15,000	Yes	Damp	CEC Title 20, Clear, Dim-to-Warm
	E26	4.5	93324913		LED4DFA15-W/930W	120	12	3.5	450	3000K (Dims to 2000K)	90	40	15,000	Yes	Damp	CEC Title 20, White, Dim-to-Warm
A19																
A19	E26	8	93324919		LED8DFA19-C/930W	120	12	4.3	800	3000K (Dims to 2000K)	90	60	15,000	Yes	Damp	CEC Title 20, Clear, Dim-to-Warm
	E26	8	93324920		LED8DFA19-W/930W	120	12	4.3	800	3000K (Dims to 2000K)	90	60	15,000	Yes	Damp	CEC Title 20, White, Dim-to-Warm

[1] The life rating is based on the hours of operation the lamp will provide before reaching 70% of its original lumen output (L70)
[2] Minimum order quantity = Carton Qty
[3] UL 1993 Environmental Requirements for LED LAMPS
Damp Location – Exterior or interior location that is normally or periodically subject to condensation of moisture in, on, or adjacent to electrical equipment, including partially protected locations
Wet Location – Location in which water or other liquid can drip, splash, or flow on or against electrical equipment.
When installing outdoors, ensure the socket used is suitably Listed for use in Wet locations and socket gaskets provided by the manufacturer are correctly attached.
Please note Current lamps are not for sale for use in Yukon Territory in Canada

All Glass
A19 White

All Glass 40W
A19 Clear

All Glass 60W
A19 Clear

All Glass 75W
A19 Clear

All Glass 100W
A19 Clear

A-Line Lamps (High Output)

Bulb Shape	Base Type	Watts	Order Code	Grainger Number	Description	Volts	Carton Qty[2]	MOL (in)	Lumens (Initial)	Color Temp. (Initial)	CRI	Wattage Replacement	Rated Life L70 (Hrs)[1]	Dim-mable	Location Rating[3]	Additional Information
A21																
A21	E26	22	93309224	830YC6	LED22DA21/827	120	4	5.7	2610	2700K	80	150	15,000	Yes	Wet	White
	E26	22	93309225	830YC7	LED22DA21/850	120	4	5.7	2610	5000K	80	150	15,000	Yes	Wet	White
	E26	23	93309226	830YC8	LED23A21/827	120	4	5.7	3010	2700K	80	200	15,000	No	Wet	White
	E26	23	93309227		LED23A21/850	120	4	5.7	3010	5000K	80	200	15,000	No	Wet	White

A-Line Lamps (GU24)

Bulb Shape	Base Type	Watts	Order Code	Grainger Number	Description	Volts	Carton Qty[2]	MOL (in)	Lumens (Initial)	Color Temp. (Initial)	CRI	Wattage Replacement	Rated Life L70 (Hrs)[1]	Dim-mable	Location Rating[3]	Additional Information
GU24 Base General Purpose A-Line Lamps																
A19	GU24	10	93156542	796FV4	LED10DA19/GU24/827/E-4PK	120	24	4.2	800	2700K	80	40	15,000	Yes	Damp, Enclosed	White, 4 pack
	GU24	15	93156543	818F90	LED15DA19/GU24/827-4PK	120	24	4.4	1600	2700K	80	100	15,000	Yes	Damp	White, 4 pack

A-Line Lamps (3-Way)

Bulb Shape	Base Type	Watts	Order Code	Grainger Number	Description	Volts	Carton Qty[2]	MOL (in)	Lumens (Initial)	Color Temp. (Initial)	CRI	Wattage Replacement	Rated Life L70 (Hrs)[1]	Dim-mable	Location Rating[3]	Additional Information
3-Way General Purpose A-Line Lamps																
A19	E26d	4/9/13	93156602	796FV5	LED13A19/30/100/827-4PK	120	24	4.7	400/980/1400	2700K	80	30/70/100	15,000	-	Damp	White, 4 pack
A21	E26d	5/12/17	93156603	796FV6	LED17A21/50/150/827-4PK	120	24	5.3	650/1500/2155	2700K	80	50/100/150	15,000	-	Damp	White, 4 pack

A-Line Lamps (Value)

Bulb Shape	Base Type	Watts	Order Code	Grainger Number	Description	Volts	Carton Qty[2]	MOL (in)	Lumens (Initial)	Color Temp. (Initial)	CRI	Wattage Re-placement	Rated Life L70 (Hrs)[1]	Dim-mable	Location Rating[3]	Additional Information
A19																
A19	E26	5	93142977	818F71	LED5A19/827-4PK	120	24	4.3	450	2700K	80	40	10,000	-	Damp	White, 4 pack
	E26	5	93142978	818F72	LED5A19/830-4PK	120	24	4.3	450	3000K	80	40	10,000	-	Damp	White, 4 pack
	E26	5	93142979	818F73	LED5A19/840-4PK	120	24	4.3	450	4000K	80	40	10,000	-	Damp	White, 4 pack
	E26	5	93142980	818F74	LED5A19/850-4PK	120	24	4.3	450	5000K	80	40	10,000	-	Damp	White, 4 pack
	E26	9	93142981	818F75	LED9A19/827-4PK	120	24	4.3	760	2700K	80	60	10,000	-	Damp	White, 4 pack
	E26	9	93142982	818F76	LED9A19/830-4PK	120	24	4.3	760	3000K	80	60	10,000	-	Damp	White, 4 pack
	E26	9	93142983	818F77	LED9A19/840-4PK	120	24	4.3	760	4000K	80	60	10,000	-	Damp	White, 4 pack
	E26	9	93142984	818F78	LED9A19/850-4PK	120	24	4.3	760	5000K	80	60	10,000	-	Damp	White, 4 pack
A21																
A21	E26	11	93142985	818F79	LED11A21/827-4PK	120	24	5.2	1050	2700K	80	75	10,000	-	Damp	White, 4 pack
	E26	11	93142986	818F80	LED11A21/830-4PK	120	24	5.2	1050	3000K	80	75	10,000	-	Damp	White, 4 pack
	E26	11	93142987	818F81	LED11A21/840-4PK	120	24	5.2	1050	4000K	80	75	10,000	-	Damp	White, 4 pack
	E26	11	93142988	818F82	LED11A21/850-4PK	120	24	5.2	1050	5000K	80	75	10,000	-	Damp	White, 4 pack
	E26	15	93142989	818F83	LED15A21/827-4PK	120	24	5.2	1520	2700K	80	100	10,000	-	Damp	White, 4 pack
	E26	15	93142990	818F84	LED15A21/830-4PK	120	24	5.2	1520	3000K	80	100	10,000	-	Damp	White, 4 pack
	E26	15	93142991	818F85	LED15A21/840-4PK	120	24	5.2	1520	4000K	80	100	10,000	-	Damp	White, 4 pack
	E26	15	93142992	818F86	LED15A21/850-4PK	120	24	5.2	1520	5000K	80	100	10,000	-	Damp	White, 4 pack

Bright Stik™

Bulb Shape	Base Type	Watts	Order Code	Grainger Number	Description	Volts	Carton Qty[2]	MOL (in)	Lumens (Initial)	Color Temp. (Initial)	CRI	Wattage Re-placement	Rated Life L70 (Hrs)[1]	Dim-mable	Location Rating[3]	Additional Information
Bright Stik™																
Bright Stik™	E26	5.5	66256	49ZC12	LED5.5LS3/827	120	48	4.45	450	2700K	80	40	15,000	-	Damp	3 pack
	E26	5.5	75177	49ZC13	LED5.5LS3/850	120	48	4.45	450	5000K	80	40	15,000	-	Damp	3 pack
	E26	9	75184	49ZC14	LED9LS3/827	120	48	4.45	800	2700K	80	60	15,000	-	Damp	3 pack
	E26	9	75588	49ZC15	LED9LS3/850	120	48	4.45	800	5000K	80	60	15,000	-	Damp	3 pack
	E26	12	75590	49ZC16	LED12LS2/827	120	32	5.24	1250	2700K	80	75	15,000	-	Damp	2 pack
	E26	12	75591	49ZC17	LED12LS2/850	120	32	5.24	1250	5000K	80	75	15,000	-	Damp	2 pack
	E26	15	75593	49ZC18	LED15LS2/827	120	32	5.24	1700	2700K	80	100	15,000	-	Damp	2 pack
	E26	15	75644	52XH97	LED15LS2/850	120	32	5.24	1700	5000K	80	100	15,000	-	Damp	2 pack

[1] The life rating is based on the hours of operation the lamp will provide before reaching 70% of its original lumen output (L70)
[2] Minimum order quantity = Carton Qty
[3] UL 1993 Environmental Requirements for LED LAMPS
Damp Location – Exterior or interior location that is normally or periodically subject to condensation of moisture in, on, or adjacent to electrical equipment, including partially protected locations
Please note Current lamps are not for sale for use in Yukon Territory in Canada

LED Lamps – Decorative

Decorative LED lamps feature LED "filaments" in glass bulbs, mimicking a traditional decorative lamp look. Various shapes, bases and wattages are available in clear and white finishes.

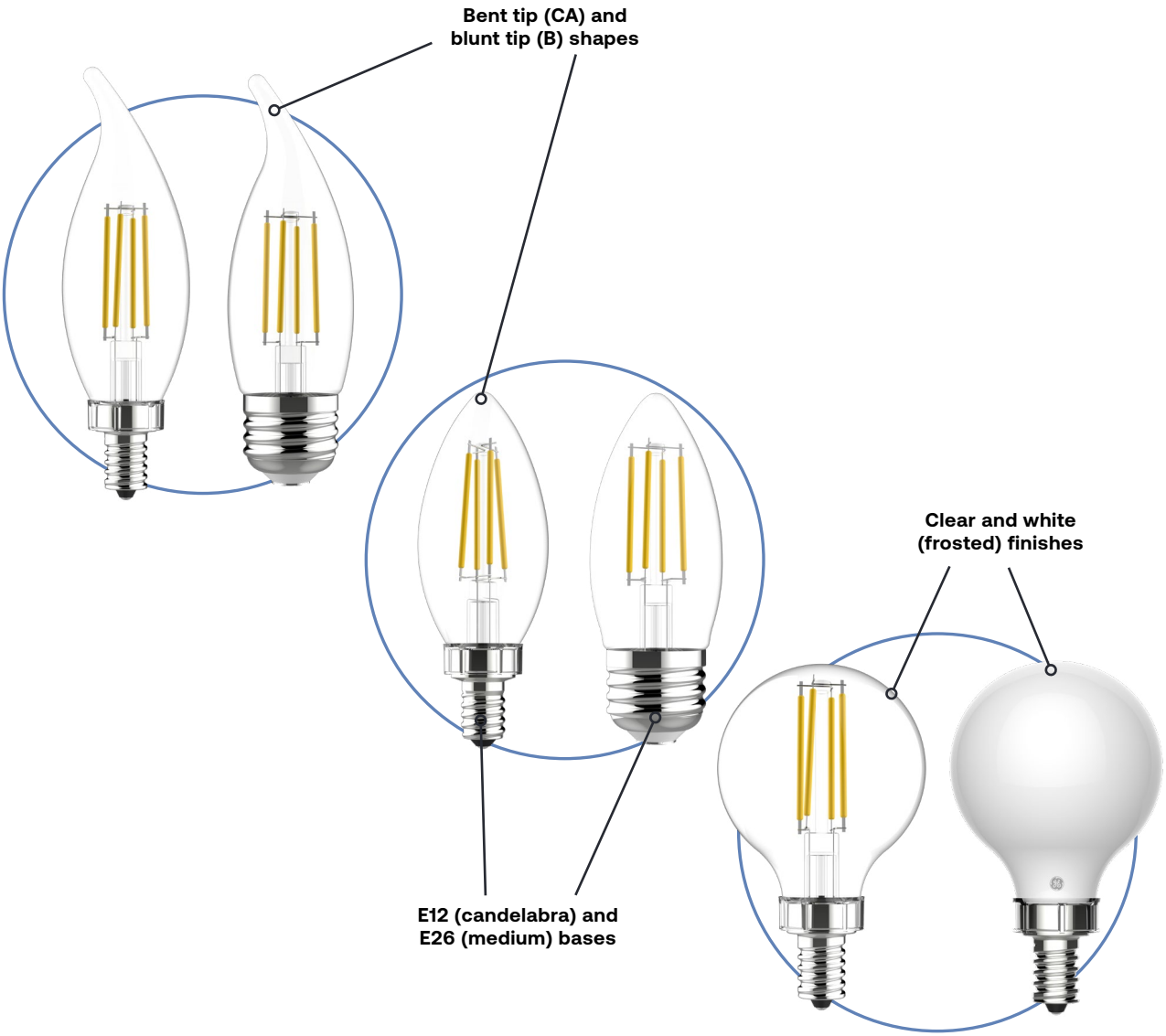

LED Lamps - General Purpose

Catalog Logic:

Bulb Shape: Bulb shape followed by its size (the maximum diameter of the bulb expressed in eighths of an inch).

Base Type: ANSI Base

Watts: Energy Used (as defined by FTC Lamp Label Rules)

Order Code: Use the order code when ordering to ensure that you receive the exact product you require

Description: Lamp Model Description

Volts: Lamp data is based on operation at rated voltage

Carton Quantity: Number of lamps packed in a carton

MOL (in): Maximum Overall Length in inches

Lumens: Light output (as defined by FTC Lamp Label Rules)

Color Temperature (K): A measure of the visual "warmth" or "coolness" of the light from the lamp. The higher the value, the whiter or "cooler" the light appears.

Color Rendering Index (CRI or R): An indication of the ability of the lamp to render object colors in a normal natural way. The higher the number (0-100), the better the color appearance.

Wattage Replacement: Wattage of Traditional Lamp the LED Lamp is meant to replace

Rated Life L70: Hours of operation the lamp will provide before reaching 70% of its original lumen output

Dimmable: Indicates whether a lamp is dimmable or not

Location Rating: Location Rating as defined for LED Lamps by UL 1993

Additional Information: Typical application and/or other important information

Bulb Shape	Base Type	Watts	Order Code	Description	Volts	Carton Qty[2]	MOL (in)	Lumens (Initial)	Color Temp. (Initial)	CRI	Wattage Replace-ment	Rated Life L70 (Hrs)[1]	Dimmable	Location Rating[3]	Additional Information
Candles															
CA	E12	3.5	93142795	LED4DFCAC-C-2PK	120	12	4.6	300	2700K	80	40	15,000	Yes	Damp	All Glass, Clear, Bent Tip, 2 pack

LED4DFCAC-C-2PK

- Wattage
- D = Dimmable
- F = Filament
- Shape (CA = bent tip Candle, B = Blunt tip, G = Globe)
- Base (C = Candelabra [E12], M = Medium [E26])
- Finish (C = Clear, W = White)
- 2PK = Inner pack of 2 lamps (Smallest unit of sale downstream)

Lamp **Drawings** (not drawn to scale)



BC BM CAC CAM G16 G25

LED Lamps – Selectable Filament Decorative

SpectraChoice™ filament decorative dimmable lamps feature built-in switches to select color temperature, reducing inventory and ensuring you always have the correct lamp on hand for your application.

Selectable SpectraChoice™ Filament Decorative Lamps

Bulb Shape	Base Type	Watts	Order Code	Grainger Number	Description	Volts	Carton Qty[2]	MOL (in)	Lumens (Initial)	Selectable Color Temp. (Initial)*	CRI	Wattage Replacement	Rated Life L70 (Hrs)[1]	Dimmable	Location Rating[3]	Additional Information
Candles - CA																
	E26	3.5	93325817		LED4DFCAM-C/9SC	120	12	4.4	300	2700K* 3000K 3500K 4000K 5000K	90	40	15,000	Yes	Damp	CEC Title 20, Clear
	E12	3.5	93325663		LED4DFCAC-C/9SC	120	12	4.7	300	2700K* 3000K 3500K 4000K 5000K	90	40	15,000	Yes	Damp	CEC Title 20, Clear
	E12	3.5	93325791		LED4DFCAC-W/9SC	120	12	4.7	300	2700K* 3000K 3500K 4000K 5000K	90	40	15,000	Yes	Damp	CEC Title 20, White
	E12	5	93325792		LED5DFCAC-C/9SC	120	12	4.7	500	2700K* 3000K 3500K 4000K 5000K	90	60	15,000	Yes	Damp	CEC Title 20, Clear
	E12	5	93325816		LED5DFCAC-W/9SC	120	12	4.7	500	2700K* 3000K 3500K 4000K 5000K	90	60	15,000	Yes	Damp	CEC Title 20, White
Globes - G25																
	E26	5	93325818		LED5DFG25-C/9SC	120	12	4.7	500	2700K* 3000K 3500K 4000K 5000K	90	60	15,000	Yes	Damp	CEC Title 20, Clear
	E26	5	93325819		LED5DFG25-W/9SC	120	12	4.7	500	2700K* 3000K 3500K 4000K 5000K	90	60	15,000	Yes	Damp	CEC Title 20, White

SpectraChoice™



Select color temperature using built-in switch on candelabra (E12) base



Select color temperature using built-in switch on medium (E26) base

[1] The life rating is based on the hours of operation the lamp will provide before reaching 70% of its original lumen output (L70)
[2] Minimum order quantity = Carton Qty
[3] UL 1993 Environmental Requirements for LED LAMPS
Damp Location – Exterior or interior location that is normally or periodically subject to condensation of moisture in, on, or adjacent to electrical equipment, including partially protected locations
* Default color temperature settings noted by "*" in tables above.
Please note Current lamps are not for sale for use in Yukon Territory in Canada

LED Lamps - General Purpose

LED Lamps – Decorative Dim-to-Warm

Create the perfect ambiance with Current's dim-to-warm decorative lamps. As you dim the lamps, the 3000K initial color temperature gradually warms to 2000K.

Dim-to-Warm Filament Decorative Lamps

Bulb Shape	Base Type	Watts	Order Code	Grainger Number	Description	Volts	Carton Qty[2]	MOL (in)	Lumens (Initial)	Color Temp. (Dim-to-Warm)	CRI	Wattage Replace-ment	Rated Life L70 (Hrs)[1]	Dimmable	Location Rating[3]	Additional Information
A15																
A15	E26	4.5	93324912		LED4DFA15-C/930W	120	12	3.5	450	3000K (Dims to 2000K)	90	40	15,000	Yes	Damp	CEC Title 20, Clear, Dim-to-Warm
	E26	4.5	93324913		LED4DFA15-W/930W	120	12	3.5	450	3000K (Dims to 2000K)	90	40	15,000	Yes	Damp	CEC Title 20, White, Dim-to-Warm
A19																
A19	E26	8	93324919		LED8DFA19-C/930W	120	12	4.3	800	3000K (Dims to 2000K)	90	60	15,000	Yes	Damp	CEC Title 20, Clear, Dim-to-Warm
	E26	8	93324920		LED8DFA19-W/930W	120	12	4.3	800	3000K (Dims to 2000K)	90	60	15,000	Yes	Damp	CEC Title 20, White, Dim-to-Warm
ST19																
ST19	E26	8	93324923		LED8DFST19-C/930W	120	12	5	800	3000K (Dims to 2000K)	90	60	15,000	Yes	Damp	CEC Title 20, Clear, Dim-to-Warm
Candles																
B11	E26	4.5	93324914		LED4DFBM-C/930W	120	12	3.5	450	3000K (Dims to 2000K)	90	40	15,000	Yes	Damp	CEC Title 20, Clear, Dim-to-Warm
	E12	4.5	93324915		LED4DFBC-C/930W	120	12	3.9	450	3000K (Dims to 2000K)	90	40	15,000	Yes	Damp	CEC Title 20, Clear, Dim-to-Warm
Globes - G16.5																
G16.5	E12	4.5	93324918		LED4DFG16C-C/930W	120	12	3.4	450	3000K (Dims to 2000K)	90	40	15,000	Yes	Damp	CEC Title 20, Clear, Dim-to-Warm
Globes - G25																
G25	E26	8	93324921		LED8DFG25-C/930W	120	12	4.6	800	3000K (Dims to 2000K)	90	60	15,000	Yes	Damp	CEC Title 20, Clear, Dim-to-Warm
	E26	8	93324922		LED8DFG25-W/930W	120	12	4.6	800	3000K (Dims to 2000K)	90	60	15,000	Yes	Damp	CEC Title 20, White, Dim-to-Warm
Globes - G40																
G40	E26	8	93324916		LED8DFG40-C/930W	120	12	7	800	3000K (Dims to 2000K)	90	60	15,000	Yes	Damp	CEC Title 20, Clear, Dim-to-Warm
	E26	8	93324917		LED8DFG40-W/930W	120	12	7	800	3000K (Dims to 2000K)	90	60	15,000	Yes	Damp	CEC Title 20, White, Dim-to-Warm

A15

A19

ST19

B11

G16.5

G25

G40

[1] The life rating is based on the hours of operation the lamp will provide before reaching 70% of its original lumen output (L70)
[2] Minimum order quantity = Carton Qty
[3] UL 1993 Environmental Requirements for LED LAMPS
Damp Location – Exterior or interior location that is normally or periodically subject to condensation of moisture in, on, or adjacent to electrical equipment, including partially protected locations
Please note Current lamps are not for sale for use in Yukon Territory in Canada

LED Lamps - General Purpose

CAM

BM

G25

CAC

BC

G16

A15-VTG

ST19-VTG

Decorative Lamps

Bulb Shape	Base Type	Watts	Order Code	Grainger Number	Description	Volts	Carton Qty[2]	MOL (in)	Lumens (Initial)	Color Temp. (Initial)	CRI	Wattage Replacement	Rated Life L70 (Hrs)[1]	Dim-mable	Location Rating[3]	Additional Information
Candles																
CA/B	E26	2.5	93142804	818F43	LED3DFCAM-C-2PK	120	12	4.4	200	2700K	80	25	15,000	Yes	Damp	All Glass, Clear, Bent Tip, 2 pack
	E26	2.5	93142808	818F44	LED3DFCAM-W-2PK	120	12	4.4	200	2700K	80	25	15,000	Yes	Damp	All Glass, White, Bent Tip, 2 pack
	E26	3.5	93142811	818F45	LED4DFBM-C-2PK	120	12	3.8	300	2700K	80	40	15,000	Yes	Damp	All Glass, Clear, 2 pack
	E26	3.5	93142814	818F46	LED4DFBM-W-2PK	120	12	3.8	300	2700K	80	40	15,000	Yes	Damp	All Glass, White, 2 pack
	E26	3.5	93311960	899ME7	LED4DFCAM-C/927	120	12	4.4	300	2700K	90	40	15,000	Yes	Damp	All Glass, Clear, Bent Tip, CEC Title 20
	E26	3.5	93142812	818F47	LED4DFCAM-C-2PK	120	12	4.4	300	2700K	80	40	15,000	Yes	Damp	All Glass, Clear, Bent Tip, 2 pack
	E26	3.5	93142815	818F48	LED4DFCAM-W-2PK	120	12	4.4	300	2700K	80	40	15,000	Yes	Damp	All Glass, White, Bent Tip, 2 pack
	E26	5	93142855	818F49	LED5DFBM-C-2PK	120	12	3.8	500	2700K	80	60	15,000	Yes	Damp	All Glass, Clear, 2 pack
	E26	5	93142856	818F50	LED5DFBM-W-2PK	120	12	3.8	500	2700K	80	60	15,000	Yes	Damp	All Glass, White, 2 pack
	E26	5	93142851	818F51	LED5DFCAM-C-2PK	120	12	4.4	500	2700K	80	60	15,000	Yes	Damp	All Glass, Clear, Bent Tip, 2 pack
	E26	5	93142852	818F52	LED5DFCAM-W-2PK	120	12	4.4	500	2700K	80	60	15,000	Yes	Damp	All Glass, White, Bent Tip, 2 pack
	E12	2.5	93142792	818F53	LED3DFCAC-C-2PK	120	12	4.6	200	2700K	80	25	15,000	Yes	Damp	All Glass, Clear, Bent Tip, 2 pack
	E12	2.5	93142793	818F54	LED3DFCAC-W-2PK	120	12	4.6	200	2700K	80	25	15,000	Yes	Damp	All Glass, White, Bent Tip, 2 pack
	E12	3.5	93142794	806TU7	LED4DFBC-C-2PK	120	12	3.9	300	2700K	80	40	15,000	Yes	Damp	All Glass, Clear, 2 pack
	E12	3.5	93142796	818F56	LED4DFBC-W-2PK	120	12	3.9	300	2700K	80	40	15,000	Yes	Damp	All Glass, White, 2 pack
	E12	3.5	93312028	899ME8	LED4DFCAC-C/927	120	12	4.6	300	2700K	90	40	15,000	Yes	Damp	All Glass, Clear, Bent Tip, CEC Title 20
	E12	3.5	93142795	818F57	LED4DFCAC-C-2PK	120	12	4.6	300	2700K	80	40	15,000	Yes	Damp	All Glass, Clear, Bent Tip, 2 pack
	E12	3.5	93142797	818F58	LED4DFCAC-W-2PK	120	12	4.6	300	2700K	80	40	15,000	Yes	Damp	All Glass, White, Bent Tip, 2 pack
	E12	5	93142803	818F60	LED5DFBC-W-2PK	120	12	3.9	500	2700K	80	60	15,000	Yes	Damp	All Glass, White, 2 pack
	E12	5	93142800	818F61	LED5DFCAC-C-2PK	120	12	4.6	500	2700K	80	60	15,000	Yes	Damp	All Glass, Clear, Bent Tip, 2 pack
	E12	5	93142801	818F62	LED5DFCAC-W-2PK	120	12	4.6	500	2700K	80	60	15,000	Yes	Damp	All Glass, White, Bent Tip, 2 pack
Globes																
G25	E26	2.8	93142805	818F63	LED3DFG25-C-2PK	120	12	4.7	250	2700K	80	25	15,000	Yes	Damp	All Glass, Clear, 2 pack
	E26	2.8	93142807	806TU8	LED3DFG25-W-2PK	120	12	4.7	250	2700K	80	25	15,000	Yes	Damp	All Glass, White, 2 pack
	E26	4	93311963	899ME9	LED4DFG25-C/927	120	12	4.7	350	2700K	90	40	15,000	Yes	Damp	All Glass, Clear, CEC Title 20
	E26	4	93311966	482P36	LED4DFG25-W/927	120	12	4.7	350	2700K	90	40	15,000	Yes	Damp	All Glass, White, CEC Title 20
	E26	4	93142847	806TU9	LED4DFG25-C-2PK	120	12	4.7	350	2700K	80	40	15,000	Yes	Damp	All Glass, Clear, 2 pack
	E26	4	93142846	818F66	LED4DFG25-W-2PK	120	12	4.7	350	2700K	80	40	15,000	Yes	Damp	All Glass, White, 2 pack
	E26	5	93142850	794HJ5	LED5DFG25-C-2PK	120	12	4.7	500	2700K	80	60	15,000	Yes	Damp	All Glass, Clear, 2 pack
	E26	5	93142849	818F67	LED5DFG25-W-2PK	120	12	4.7	500	2700K	80	60	15,000	Yes	Damp	All Glass, White, 2 pack
G16.5	E12	4	93142798	794HJ6	LED4DFG16C-C-2PK	120	12	3.4	350	2700K	80	40	15,000	Yes	Damp	All Glass, Clear, 2 pack

Vintage Style Decorative Lamps

Bulb Shape	Base Type	Watts	Order Code	Grainger Number	Description	Volts	Carton Qty[2]	MOL (in)	Lumens (Initial)	Color Temp. (Initial)	CRI	Wattage Replace-ment	Rated Life L70 (Hrs)[1]	Dim-mable	Location Rating[3]	Additional Information
Vintage																
A15	E26	3	93311928		LED3DFA15-C-VTG	120	12	3.5	150	2150K	90	25	15,000	Yes	Damp	All Glass, Clear Amber, CEC Title 20 Exempt
ST19	E26	5.5	93311890	830Y97	LED5DFST19-C-VTG	120	12	5.3	400	2150K	90	40	15,000	Yes	Damp	All Glass, Clear Amber, CEC Title 20 Exempt

[1] The life rating is based on the hours of operation the lamp will provide before reaching 70% of its original lumen output (L70)
[2] Minimum order quantity = Carton Qty
[3] UL 1993 Environmental Requirements for LED LAMPS
Damp Location – Exterior or interior location that is normally or periodically subject to condensation of moisture in, on, or adjacent to electrical equipment, including partially protected locations
Please note Current lamps are not for sale for use in Yukon Territory in Canada

LED Lamps - Inner Pack Lamp Quantity

Packaging configurations vary across the wide range of LED Lamps offered by Current. LED Tubes are packaged in bulk, with no inner pack inside the outer carton. Many lamps, such LED HID, are packaged in individual packs inside the outer carton. The table below details the materials that are packaged into saleable units of **more than one lamp**. These inner pack sizes are noted throughout the catalog in the "Additional Information" column, but the table below is provided as another reference.

Lamp Category	Order Code	Description	Inner Pack Lamp Qty	Outer Carton Lamp Qty
Plug-in	93300091	LED11G24d-V/8SC-4PK	4	24
Plug-in	93300090	LED11G24d-H/8SC-4PK	4	24
Plug-in	93300089	LED9G24q-V/8SC-4PK	4	24
Plug-in	93300088	LED11BG24-V/8SC/120-347-4PK	4	24
Plug-in	93300087	LED11BG24-H/8SC/120-347-4PK	4	24
Plug-in	93300068	LED8BG24-O/827-4PK	4	24
Plug-in	93300069	LED8BG24-O/830-4PK	4	24
Plug-in	93300080	LED8BG24-O/835-4PK	4	24
Plug-in	93300081	LED8BG24-O/840-4PK	4	24
Plug-in	93300082	LED10BG24-O/827-4PK	4	24
Plug-in	93300083	LED10BG24-O/830-4PK	4	24
Plug-in	93300084	LED10BG24-O/835-4PK	4	24
Plug-in	93300086	LED10BG24-O/840-4PK	4	24
PAR	93305603	LED6DP16W830/35-6PK	6	24
PAR	93153892	LED12DP30VOW830/25-4PK	4	16
PAR	93153891	LED12DP30LVOW830/25-4PK	4	16
PAR	93153880	LED15DP38VOW830/35-4PK	4	16
MR16	93305604	LED4D/GU10W830/35-6PK	6	24
MR16	93305605	LED5D/GU10W830/35-6PK	6	24
RS Can	93162554	LED8DRS4/9SC-4PK	4	16
RS Can	93162555	LED8DRS6/9SC-4PK	4	16
RS Can	93162556	LED12DRS6/9SC-4PK	4	16
Reflector	93305498	LED8DBR30/927-6PK	6	24
Reflector	93305499	LED8DBR30/930-6PK	6	24
Reflector	93305510	LED8DBR30/940-6PK	6	24
Reflector	93305512	LED8DBR30/950-6PK	6	24
A-line	93142809	LED4DFA15-C-2PK	2	12
A-line	93142810	LED4DFA15-W-2PK	2	12
A-line	93156446	LED6DA19/827/E-4PK	4	24
A-line	93156447	LED6DA19/830/E-4PK	4	24
A-line	93156448	LED6DA19/840/E-4PK	4	24
A-line	93156449	LED6DA19/850/E-4PK	4	24
A-line	93156450	LED10DA19/827/E-4PK	4	24
A-line	93156531	LED10DA19/830/E-4PK	4	24
A-line	93156532	LED10DA19/840/E-4PK	4	24
A-line	93156533	LED10DA19/850/E-4PK	4	24
A-line	93156534	LED12DA19/827/E-4PK	4	24
A-line	93156535	LED12DA19/830/E-4PK	4	24
A-line	93156536	LED12DA19/840/E-4PK	4	24
A-line	93156537	LED12DA19/850/E-4PK	4	24
A-line	93156538	LED15DA19/827-4PK	4	24
A-line	93156539	LED15DA19/830-4PK	4	24
A-line	93156540	LED15DA19/840-4PK	4	24
A-line	93156541	LED15DA19/850-4PK	4	24
A-line	93156542	LED10DA19/GU24/827/E-4PK	4	24
A-line	93156543	LED15DA19/GU24/827-4PK	4	24
A-line	93156602	LED13A19/30/100/827-4PK	4	24
A-line	93156603	LED17A21/50/150/827-4PK	4	24
A-line	93142977	LED5A19/827-4PK	4	24
A-line	93142978	LED5A19/830-4PK	4	24
A-line	93142979	LED5A19/840-4PK	4	24
A-line	93142980	LED5A19/850-4PK	4	24
A-line	93142981	LED9A19/827-4PK	4	24
A-line	93142982	LED9A19/830-4PK	4	24
A-line	93142983	LED9A19/840-4PK	4	24
A-line	93142984	LED9A19/850-4PK	4	24

Lamp Category	Order Code	Description	Inner Pack Lamp Qty	Outer Carton Lamp Qty
A-line	93142985	LED11A21/827-4PK	4	24
A-line	93142986	LED11A21/830-4PK	4	24
A-line	93142987	LED11A21/840-4PK	4	24
A-line	93142988	LED11A21/850-4PK	4	24
A-line	93142989	LED15A21/827-4PK	4	24
A-line	93142990	LED15A21/830-4PK	4	24
A-line	93142991	LED15A21/840-4PK	4	24
A-line	93142992	LED15A21/850-4PK	4	24
Bright Stik™	66256	LED5.5LS3/827	3	48
Bright Stik™	75177	LED5.5LS3/850	3	48
Bright Stik™	75184	LED9LS3/827	3	48
Bright Stik™	75588	LED9LS3/850	3	48
Bright Stik™	75590	LED12LS2/827	2	32
Bright Stik™	75591	LED12LS2/850	2	32
Bright Stik™	75593	LED15LS2/827	2	32
Bright Stik™	75644	LED15LS2/850	2	32
Decorative	93142804	LED3DFCAM-C-2PK	2	12
Decorative	93142808	LED3DFCAM-W-2PK	2	12
Decorative	93142811	LED4DFBM-C-2PK	2	12
Decorative	93142814	LED4DFBM-W-2PK	2	12
Decorative	93142812	LED4DFCAM-C-2PK	2	12
Decorative	93142815	LED4DFCAM-W-2PK	2	12
Decorative	93142855	LED5DFBM-C-2PK	2	12
Decorative	93142856	LED5DFBM-W-2PK	2	12
Decorative	93142851	LED5DFCAM-C-2PK	2	12
Decorative	93142852	LED5DFCAM-W-2PK	2	12
Decorative	93142792	LED3DFCAC-C-2PK	2	12
Decorative	93142793	LED3DFCAC-W-2PK	2	12
Decorative	93142794	LED4DFBC-C-2PK	2	12
Decorative	93142796	LED4DFBC-W-2PK	2	12
Decorative	93142795	LED4DFCAC-C-2PK	2	12
Decorative	93142797	LED4DFCAC-W-2PK	2	12
Decorative	93142803	LED5DFBC-W-2PK	2	12
Decorative	93142800	LED5DFCAC-C-2PK	2	12
Decorative	93142801	LED5DFCAC-W-2PK	2	12
Decorative	93142805	LED3DFG25-C-2PK	2	12
Decorative	93142807	LED3DFG25-W-2PK	2	12
Decorative	93142847	LED4DFG25-C-2PK	2	12
Decorative	93142846	LED4DFG25-W-2PK	2	12
Decorative	93142850	LED5DFG25-C-2PK	2	12
Decorative	93142849	LED5DFG25-W-2PK	2	12
Decorative	93142798	LED4DFG16C-C-2PK	2	12

TRADITIONAL
LAMPS & BALLASTS

Current carries a full family of Traditional lamps that feature plug-and-play simplicity. Our engineering leadership over the years in Traditional lighting has resulted in products that provide the exceptional light quality that you know and love.

Traditional Lamps

Linear Fluorescent lighting, first introduced by GE in 1939, continues to offer low operating costs and long life.

Lamp Drawings (not drawn to scale)

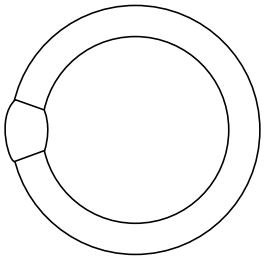

T9 Circline (1-1/8" diameter) 4-Pin Base (G10q)



T5 (5/8" diameter) Miniature Bi-Pin Base (G5)



T6 (3/4" diameter) Single Pin Base (Fa8)



T8 (1" diameter) Single Pin Base (Fa8)



T8 (1" diameter) Medium Bi-Base (G13)



T8 (1" diameter) Recessed Double Contact Base (R17d)



T10 (11/4" diameter) Recessed Double Contact Base (R17d)



Mod-U-Line® T8/U6 (1" diameter) Medium Bi-Pin Base (G13)



Mod-U-Line® T12/U3 (1 1/2" diameter) Medium Bi-Pin Base (G13)



Mod-U-Line® T12/U6 (1-1/2" diameter) Medium Bi-Pin Base (G13)



T12 (1-1/2" Diameter) Single Pin Base (Fa8)



T12 (1-1/2" Diameter) Medium Bi-Pin Base (G13)



T12 (1-1/2" Diameter) Recessed Double Contact Base (R17d)

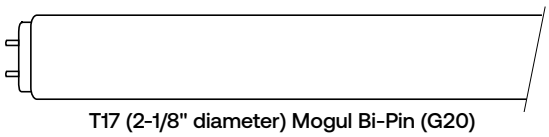

T17 (2-1/8" diameter) Mogul Bi-Pin (G20)

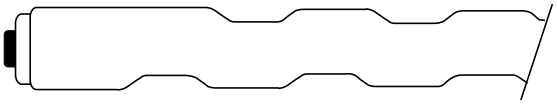

Power Groove® (2-1/8" diameter)
Recessed Double Contact Base (R17d)

Base Identification (not drawn to scale)

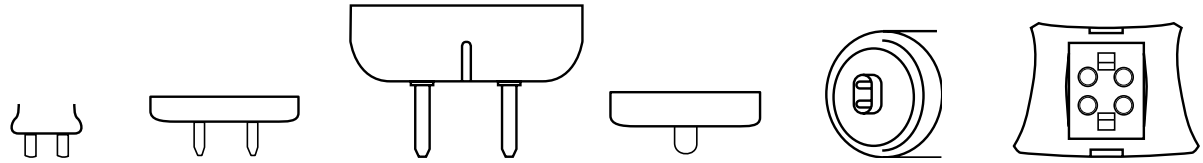

Miniature Bi-Pin G5 | Medium Bi-Pin G13 | Mogul Bi-Pin G20 | Single Pin Fa8 | Recessed Double Contact R17d | 4-Pin G10q (Circline)

Catalog Logic:

The following terms and descriptions can help you when checking fluorescent lamp specifications and when ordering products. Within each product line, lamps are divided into families and listed by bulb, base and then wattage.

Bulb Shape: followed by its size (the maximum diameter of the bulb expressed in eighths of an inch).

Base: The type of base

Watts: Energy used (as defined by FTC Lamp Label Rules). To estimate energy consumption (kWh), multiply watts x hours of use and divide by 1000.

Nominal Length (in): Lamp length including base and/or pins.

Order Code: Use the order code when ordering to ensure that you receive the exact product you require.

Description: Lamp Model Description

Carton Quantity: Number of lamps packed in a carton

Rated Life (hours): Life (as defined by FTC Lamp Label Rules) is rated life in hours.

Initial Lumens: Lamp light output after the initial 100 hours of operation.

Means Lumens: Lamp light output at 40% of rated lamp life or 8K hours for lamps exceeding 20K hours life.

Color Temperature – Kelvins (K): A measure of the visual "warmth" or "coolness" of the light from the lamp. The higher the value, the whiter or "cooler" the light appears.

Color Rendering Index (CRI or R): An indication of the ability of the lamp to render object colors in a normal natural way. The higher the number (0-100), the better the color appearance

LED Replacement: Current offers a wide range of LED replacement lamps. The LED lamp models are provided as general guidance. Often, there will be more than one LED Lamp that may be used to replace a Traditional lamp. For Traditional lamps that operated off a ballast, the ballast bypass (UL Type B) LED option is given unless otherwise noted. The application should be considered when selecting an LED replacement lamp. Sometimes, Traditional lamps do not have a suitable LED replacement due to special application considerations, such as very high heat. Contact Current for additional guidance if the appropriate LED solution is unclear.

Bulb Shape	Base Type	Watts	Nominal Length (in.)	Order Code	Description	Carton Qty	Rated Life (3hr/Start)	Rated Life (12hr/Start)	Initial Lumens	Mean Lumens	Color Temp.	CRI	Type B LED Replacement Order Code	Type B LED Replacement Description
T5 High Efficiency														
T5	G5	14	21.6	31590	F14W/T5/830/ECO	40	30,000	36,000	1,350	1,240	3000K	85	93319133	LEDLCBDT5/G2/8SC/120-347

F14W/T5/830/ECO

- F14W: Identifies as Fluorescent lamp
- 14: Identifies either the lamp's wattage or its length in inches
- T5: Identifies the lamp shape and the bulb diameter in eighths of an inch
- 830: Identifies the lamp finish or color
- ECO: Identifies TCLP compliance

Lamp Contains Mercury.
Manage in Accord with Disposal Laws.
See **www.lamprecycle.org** or **1-800-327-0097**

****Fluorescent Phase-Out Regulations**:** Several US states have enacted legislation that prohibit/will prohibit the sale of Linear and Compact Fluorescent Lamps within their state. For more information including effective dates, please visit www.LED.com/lamplegislation

T5 Starcoat Ecolux® Lamps

Bulb Shape	Base Type	Watts	Nominal Length (in.)	Order Code	Grainger Number	Description	Carton Qty[1]	Rated Life (3hr/Start)	Rated Life (12hr/Start)	Initial Lumens	Mean Lumens	Color Temp.	CRI	Notes	Type B LED Replacement Order Code	Grainger Number	Description
T5 High Efficiency																	
T5	G5	14	21.6	31590	5AE12	F14W/T5/830/ECO	40	30,000	36,000	1,350	1,240	3000K	85		93319133	912AX4	LEDLCBDT5/G2/8SC/120-347
	G5	14	21.6	46671	5AE13	F14W/T5/835/ECO	40	30,000	36,000	1,350	1,240	3500K	85		93319133	912AX4	LEDLCBDT5/G2/8SC/120-347
	G5	14	21.6	46673	5AE14	F14W/T5/841/ECO	40	30,000	36,000	1,350	1,240	4100K	85		93319133	912AX4	LEDLCBDT5/G2/8SC/120-347
	G5	21	33.4	46677	5AE15	F21W/T5/830/ECO	40	30,000	36,000	2,100	1,930	3000K	85		93319131		LEDLCBDT5/G3/8SC/120-347
	G5	21	33.4	46684	5AE16	F21W/T5/835/ECO	40	30,000	36,000	2,100	1,930	3500K	85		93319131		LEDLCBDT5/G3/8SC/120-347
	G5	21	33.4	46687	5AE17	F21W/T5/841/ECO	40	30,000	36,000	2,100	1,930	4100K	85		93319131		LEDLCBDT5/G3/8SC/120-347
	G5	28	45.2	46704	5AE18	F28W/T5/830/ECO	40	30,000	36,000	2,900	2,660	3000K	85		93319129	393LA6	LEDLCBDT5/G4/8SC/120-347
	G5	28	45.2	46705	5AE19	F28W/T5/835/ECO	40	30,000	36,000	2,900	2,660	3500K	85		93319129	393LA6	LEDLCBDT5/G4/8SC/120-347
	G5	28	45.2	46706	5AE20	F28W/T5/841/ECO	40	30,000	36,000	2,900	2,660	4100K	85		93128486	818FF5	LED14BDT5G4840HE
T5 High Output																	
T5	G5	24	21.6	46699	5AE24	F24W/T5/830/ECO	40	30,000	36,000	2,000	1,840	3000K	85		93319133	912AX4	LEDLCBDT5/G2/8SC/120-347
	G5	24	21.6	46700	5AE25	F24W/T5/835/ECO	40	30,000	36,000	2,000	1,840	3500K	85		93319133	912AX4	LEDLCBDT5/G2/8SC/120-347
	G5	24	21.6	46701	5AE26	F24W/T5/841/ECO	40	30,000	36,000	2,000	1,840	4100K	85		93319133	912AX4	LEDLCBDT5/G2/8SC/120-347
	G5	39	33.4	46744	5AE27	F39W/T5/830/ECO	40	30,000	36,000	3,500	3,220	3000K	85		93319131		LEDLCBDT5/G3/8SC/120-347
	G5	39	33.4	46745	5AE28	F39W/T5/835/ECO	40	30,000	36,000	3,500	3,220	3500K	85		93319131		LEDLCBDT5/G3/8SC/120-347
	G5	54	45.2	46759	5AE33	F54W/T5/830/ECO	40	30,000	36,000	5,000	4,600	3000K	85		93319129	393LA6	LEDLCBDT5/G4/8SC/120-347
	G5	54	45.2	46760	5AE34	F54W/T5/835/ECO	40	30,000	36,000	5,000	4,600	3500K	85		93100293	818FE3	LED25BDT5/G4/835
	G5	54	45.2	46761	5AE35	F54W/T5/841/ECO	40	30,000	36,000	5,000	4,600	4100K	85		93100294	818FE4	LED25BDT5/G4/840
	G5	54	45.2	46762	5AE36	F54W/T5/850/ECO	40	30,000	36,000	4,800	4,410	5000K	85		93100295	383XR7	LED25BDT5/G4/850
	G5	54	45.2	46763	5AE37	F54W/T5/865/ECO	40	30,000	36,000	4,750	4,370	6500K	85		93100295	383XR7	LED25BDT5/G4/850

T5 Preheat Lamps

Bulb Shape	Base Type	Watts	Nominal Length (in.)	Order Code	Grainger Number	Description	Carton Qty[1]	Rated Life (3hr/Start)	Initial Lumens	Mean Lumens	Color Temp.	CRI	Notes	Type B LED Replacement Order Code	Grainger Number	Description
12" and 21" Short T5																
T5	G5	8	12.0	10059	2V235	F8T5/CW	24	5,000	400	320	4100K	60				
	G5	13	21.0	10086	2V806	F13T5/CW	24	5,000	850	705	4100K	60				

T8 Starcoat® Lamps

Bulb Shape	Base Type	Watts	Nominal Length (in.)	Order Code	Grainger Number	Description	Carton Qty[1]	Rated Life (3hr/Start)	Rated Life (12hr/Start)	Initial Lumens	Mean Lumens	Color Temp.	CRI	Notes	Type B LED Replacement Order Code	Grainger Number	Description
2' T8 Ecolux®																	
T8	G13	17	24.0	45741	6XT95	F17T8/SP30/ECO	24	30,000	36,000	1,325	1,260	3000K	78		93313567	847V64	LEDLCBDT8/G2/8SC/120-347
	G13	17	24.0	45743	6XT97	F17T8/SP35/ECO	24	30,000	36,000	1,325	1,260	3500K	78		39560	55GU01	LED9BDT8/G2/835
	G13	17	24.0	45748	6XT99	F17T8/SP41/ECO	24	30,000	36,000	1,325	1,260	4100K	78		39561	55GU02	LED9BDT8/G2/840
3' T8 Ecolux®																	
T8	G13	25	36.0	45754	6XV04	F25T8/SP35/ECO	24	30,000	36,000	2,080	1,970	3500K	78		39547	55GT96	LED12BDT8/G3/835
	G13	25	36.0	45756	6XV06	F25T8/SP41/ECO	24	30,000	36,000	2,080	1,970	4100K	78		39554	55GT97	LED12BDT8/G3/840
4' T8 Ecolux®																	
T8	G13	32	48.0	68850	4PL14	F32T8/SPX30/ECO2	36	30,000	36,000	2,925	2,770	3000K	85	Δ	39493	494G94	LED14BDT8/G4/830
	G13	32	48.0	68851	4PL15	F32T8/SPX35/ECO2	36	30,000	36,000	2,925	2,770	3500K	85	Δ	39494	494G95	LED14BDT8/G4/835
	G13	32	48.0	68852	4PL16	F32T8/SPX41/ECO2	36	30,000	36,000	2,925	2,770	4100K	85	Δ	39498	494G96	LED14BDT8/G4/840
	G13	32	48.0	68853	3VK11	F32T8/SPX50/ECO2	36	30,000	36,000	2,900	2,755	5000K	82	Δ	39519	55GT94	LED14BDT8/G4/850
	G13	32	48.0	66342	3JJ79	F32T8/SPX65/ECO2	36	30,000	36,000	2,900	2,755	6500K	78	Δ	39519	55GT94	LED14BDT8/G4/850

[1] Minimum order quantity = Carton Qty
Δ Impacted by 4' fluorescent state legislation, SKU not for sale in Vermont after 1/1/2024 due to state legislation; for more information please visit www.LED.com/lamplegislation
Please note Current lamps are not for for use in Yukon Territory in Canada

Fluorescent Phase-Out Regulations: Several US states have enacted legislation that prohibit/will prohibit the sale of Linear and Compact Fluorescent Lamps within their state. For more information including effective dates, please visit www.LED.com/lamplegislation

Ultra Energy Saving T8 Lamps

Bulb Shape	Base Type	Watts	Nominal Length (in.)	Order Code	Grainger Number	Description	Carton Qty[1]	Rated Life (3hr/ Start)	Rated Life (12hr/ Start)	Initial Lumens	Mean Lumens	Color Temp.	CRI	Notes	Type B LED Replacement Order Code	Grainger Number	Description
4' T8 Ecolux® 25 Watt Lamp																	
T8	G13	25	48.0	72129	**2ETR7**	F32T8/25W/SPX35/ECO	36	50,000	55,000	2,500	2,350	3500K	85	Δ	93117213	55XC96	LED11BDT8/G4/835
	G13	25	48.0	72130	**2ETR8**	F32T8/25W/SPX41/ECO	36	50,000	55,000	2,500	2,350	4100K	85	Δ	93117214	55XC97	LED11BDT8/G4/840
	G13	25	48.0	72131	**2ETR9**	F32T8/25W/SPX50/ECO	36	50,000	55000	2500	2350	5000K	80	Δ	93117215	55XC98	LED11BDT8/G4/850
4' T8 Ecolux® 28 Watt Lamp																	
T8	G13	28	48.0	72864	**2ETU2**	F28T8/XL/SPX35/ECO	36	45,000	50,000	2,675	2,515	3500K	85	Δ	93117213	55XC96	LED11BDT8/G4/835
	G13	28	48.0	72866	**2ETU3**	F28T8/XL/SPX41/ECO	36	45,000	50,000	2,675	2,515	4100K	82	Δ	93117214	55XC97	LED11BDT8/G4/840
	G13	28	48.0	72867	**2ETU4**	F28T8/XL/SPX50/ECO	36	45,000	50,000	2,675	2,515	5000K	80	Δ	93117215	55XC98	LED11BDT8/G4/850
4' T8 Ecolux® High Lumen																	
T8	G13	32	48.0	10326	**3CA62**	F32T8/XL/SPX35/HL/ECO	36	40,000	45,000	3,100	2,915	3500K	85	Δ	39494	494G95	LED14BDT8/G4/835
	G13	32	48.0	10322	**3CA64**	F32T8/XL/SPX41/HL/ECO	36	40,000	45,000	3,100	2,915	4100K	82	Δ	39498	494G96	LED14BDT8/G4/840
	G13	32	48.0	42556	**4ZY40**	F32T8/XL/SPX50/HL/ECO	36	40,000	45,000	3,000	2,820	5000K	80	Δ	39519	55GT94	LED14BDT8/G4/850

8' T8 Lamps

Bulb Shape	Base Type	Watts	Nominal Length (in.)	Order Code	Grainger Number	Description	Carton Qty[1]	Rated Life (3hr/ Start)	Rated Life (12hr/ Start)	Initial Lumens	Mean Lumens	Color Temp.	CRI	Notes	Type B LED Replacement Order Code	Grainger Number	Description
8' T8 XL Extra-Life																	
T8	Fa8	59	96.0	68869	**36H783**	F96T8/XL/SPX35/2	24	24,000	30,000	5,950	5,650	3500K	85		93319020	394WU8	LED42BDT8/G8/Fa8/8SC/120-347
	Fa8	59	96.0	68870	**36H784**	F96T8/XL/SPX41/2	24	24,000	30,000	5,400	4,860	4100K	85		93319020	394WU8	LED42BDT8/G8/Fa8/8SC/120-347
	Fa8	59	96.0	68871	**36H785**	F96T8/XL/SPX50/2	24	24,000	30,000	5,950	5,650	5000K	82		93319020	394WU8	LED42BDT8/G8/Fa8/8SC/120-347

8' T8 High Output Lamps

Bulb Shape	Base Type	Watts	Nominal Length (in.)	Order Code	Grainger Number	Description	Carton Qty[1]	Rated Life (3hr/Start)	Initial Lumens	Mean Lumens	Color Temp.	CRI	Notes	Type B LED Replacement Order Code	Grainger Number	Description
8' T8 High Output – Recessed Double Contact																
T8	R17D	86	96.0	12533	**2F954**	F96T8/SPX35/HO	24	18,000	8,200	7,800	3500K	85		93319022	912AX7	LED42BDT8/G8/R17d/8SC/120-347
	R17D	86	96.0	12534	**2F956**	F96T8/SPX41/HO	24	18,000	8,200	7,800	4100K	85		93319022	912AX7	LED42BDT8/G8/R17d/8SC/120-347
	R17D	86	96.0	12535	**2F958**	F96T8/SPX50/HO	24	18,000	8,200	7,800	5000K	82		93319022	912AX7	LED42BDT8/G8/R17d/8SC/120-347

T8 Mod-U-Line® Lamps

Bulb Shape	Base Type	Watts	Nominal Length (in.)	Order Code	Grainger Number	Description	Carton Qty[1]	Rated Life (3hr/Start)	Initial Lumens	Mean Lumens	Color Temp.	CRI	Notes	Type B LED Replacement Order Code	Grainger Number	Description
T8 1-5/8" Spacing Ecolux®																
T8	G13	31	22.5	72118	**2ETT8**	F31T8/SPX35/U/ECO	15	24,000	2,775	2,440	3500K	82		93320487	408WF7	LED13BDT8/U/U6/8SC/120-347
	G13	31	22.5	72119	**2ETT9**	F31T8/SPX41/U/ECO	15	24,000	2,775	2,440	4100K	82		93320487	408WF7	LED13BDT8/U/U6/8SC/120-347
T8 6" Spacing Ecolux®																
T8	G13	32	22.5	28145	**4HY84**	F32T8/SP30/U6/ECO	12	20,000	2,700	2,375	3000K	78		93320487	408WF7	LED13BDT8/U/U6/8SC/120-347
	G13	32	22.5	28149	**4HY85**	F32T8/SP35/U6/ECO	12	20,000	2,700	2,375	3500K	78		93133050	61KT12	LED13BDT8/U6/835
	G13	32	22.5	28152	**4HY86**	F32T8/SP41/U6/ECO	12	20,000	2,700	2,375	4100K	78		93133051	61KT13	LED13BDT8/U6/840
	G13	32	22.5	72112	**2ETT2**	F32T8/SPX35/U6/ECO	12	20,000	2,800	2,465	3500K	82		93133050	61KT12	LED13BDT8/U6/835
	G13	32	22.5	72113	**2ETT3**	F32T8/SPX41/U6/ECO	12	20,000	2,800	2,465	4100K	82		93133051	61KT13	LED13BDT8/U6/840

Special Application Lamps

Bulb Shape	Base Type	Watts	Nominal Length (in.)	Order Code	Grainger Number	Description	Carton Qty[1]	Rated Life (3hr/ Start)	Rated Life (12hr/ Start)	Initial Lumens	Mean Lumens	Color Temp.	CRI	Notes	Type B LED Replacement Order Code	Grainger Number	Description
covRguard® Shatter Resistant																	
(T5 High Efficiency)																	
T5	G5	28	45.2	81547	**1PDD7**	F28W/T5/835/ECO/CVG	40	30,000	36,000	2,813	2,672	3500K	85	Blocks UV			
(T5 High Output)																	
T5	G5	54	45.2	48458	**5TB64**	F54T5/841/HO/ECO/CVG	40	30,000	36,000	4,850	4,560	4100K	85		93155904	818FG5	LED25BDT5/G4/840/CVG
	G5	54	45.2	80311	**1TGY9**	F54T5/850/HO/ECO/CVG	40	30,000	36,000	4,650	4,370	5000K	85		93155905	818FG6	LED25BDT5/G4/850/CVG
T8 Ecolux® w/ Starcoat®																	
(4' T8 (48") Ecolux® w/Starcoat®)																	
T8	G13	32	48.0	41126	**5XN97**	F32T8SPX35ECOCVG	36	30,000	36,000	2,860	2,715	3500K	85	Blocks UV, Δ	93154588	818FD3	LED16BDT8/G4/835XL/CVG
	G13	32	48.0	41127	**5XN98**	F32T8SPX41ECOCVG	36	30,000	36,000	2,860	2,715	4100K	85	Blocks UV, Δ	93154589	818FD4	LED16BDT8/G4/840XL/CVG
	G13	32	48.0	15971	**4ZY43**	F32T8SPX50ECOCVG	36	30,000	36,000	2,715	2,580	5000K	82	Blocks UV, Δ	93154586	818FD5	LED16BDT8/G4/850XL/CVG

[1] Minimum order quantity = Carton Qty
Δ Impacted by 4' fluorescent state legislation, SKU not for sale in Vermont after 1/1/2024 due to state legislation; for more information please visit www.LED.com/lamplegislation
Please note Current lamps are not for sale for use in Yukon Territory in Canada

Fluorescent Phase-Out Regulations: Several US states have enacted legislation that prohibit/will prohibit the sale of Linear and Compact Fluorescent Lamps within their state. For more information including effective dates, please visit www.LED.com/lamplegislation

T12 Lamps

Bulb Shape	Base Type	Watts	Nominal Length (in.)	Order Code	Grainger Number	Description	Carton Qty[1]	Rated Life (3hr/Start)	Initial Lumens	Mean Lumens	Color Temp.	CRI	Notes	Type B LED Replacement Order Code	Grainger Number	Description
2' T12 - Preheat (TCLP Compliant)																
T12	G13	20	24.0	80045	**6NB14**	F20T12/CW/ECO	24	9,000	1,200	1,150	4100K	60		39561	55GU02	LED9BDT8/G2/840
	G13	20	24.0	80047	**6NB15**	F20T12/D/ECO	24	9,000	1,025	945	6500K	75		39563	55GU03	LED9BDT8/G2/850
4' T12 – Rapid Start (TCLP Compliant)																
(34W Watt-Miser® Ecolux®)																
T12	G13	34	48.0	66474	**24W596**	F34CX41/WM/ECO	30	20,000	2,500	2,200	4100K	87	Δ	93117214	55XC97	LED11BDT8/G4/840
(40W Ecolux®)																
T12	G13	40	48.0	80096	**6NB36**	F40C50/ECO	30	20,000	2,250	1,870	5000K	90	Δ	93117215	55XC98	LED11BDT8/G4/850
	G13	40	48.0	80097	**6NB37**	F40DX/ECO	30	20,000	2,050	1,740	6500K	90	Δ	93117215	55XC98	LED11BDT8/G4/850
8' T12 Instant Start																
(8' Instant Start Standard)																
T12	Fa8	75	96.0	14652	**3JK14**	F96T12/DX	15	12,000	4,300	3,870	6500K	90		93319020	394WU8	LED42BDT8/G8/Fa8/8SC/120-347
(8' Instant Start Watt-Miser® XL Extra-life)																
T12	Fa8	60	96.0	68052	**46T417**	F96T12/CW/C/WM	15	12,000	3,600	2,900	4100K	90		93319020	394WU8	LED42BDT8/G8/Fa8/8SC/120-347
	Fa8	60	96.0	66858	**24W601**	F96T12XL/HL41/WM	15	12,000	5,900	5,480	4100K	80		93319020	394WU8	LED42BDT8/G8/Fa8/8SC/120-347
T12 High Output (800mA) Rapid Start Recessed Double Contact																
(4' High Output)																
T12	R17D	60	48.0	10773	**3V443**	F48T12/CW/HO	24	12,000	3,825	3,320	4100K	60	Δ	93319032	421YH0	LED18BDT8/G4/R17d/8SC/120-347
	R17D	60	48.0	10778	**4V924**	F48T12/D/HO	24	12,000	3,400	2,960	6500K	75	Δ	93319032	421YH0	LED18BDT8/G4/R17d/8SC/120-347
(5' High Output)																
T12	R17D	75	60.0	23075	**4V476**	F60T12/CW/HO 15PK	15	12,000	5,150	4,480	4100K	60		93319030	421YH1	LED24BDT8/G5/R17d/8SC/120-347
	R17D	75	60.0	23077	**4V931**	F60T12/D/HO 15PK	15	12,000	4,400	3,830	6500K	75		93319030	421YH1	LED24BDT8/G5/R17d/8SC/120-347
(6' High Output)																
T12	R17D	85	72.0	13697	**3V438**	F72T12/CW/HO 15PK	15	12,000	6,350	5,520	4100K	60		93319026	421YH3	LED30BDT8/G6/R17d/8SC/120-347
	R17D	85	72.0	13699	**4V444**	F72T12/D/HO 15PK	15	12,000	5,350	4,650	6500K	75		93319026	421YH3	LED30BDT8/G6/R17d/8SC/120-347
(7' High Output)																
T12	R17D	100	84.0	13766	**4V445**	F84T12/CW/HO 15PK	15	12,000	7,700	6,700	4100K	60		93319024	421YH4	LED35BDT8/G7/R17d/8SC/120-347
	R17D	100	84.0	13767	**4V446**	F84T12/D/HO 15PK	15	12,000	6,500	5,660	6500K	75		93319024	421YH4	LED35BDT8/G7/R17d/8SC/120-347
(8' High Output)																
T12	R17D	95	96.0	66862	**24W605**	F96T12/HL41/HO/WM	15	12,000	8,850	7,920	4100K	77		93319022	912AX7	LED42BDT8/G8/R17d/8SC/120-347

Cold Temperature Lamps

Bulb Shape	Base Type	Watts	Nominal Length (in.)	Order Code	Grainger Number	Description	Carton Qty[1]	Rated Life (3hr/Start)	Initial Lumens	Mean Lumens	Color Temp	CRI	Notes	Type B LED Replacement Order Code	Grainger Number	Description
High Output (800mA) Recessed Double Contact																
T12	R17D	110	96.0	11918	**2F043**	F96T12/CW/HO/CT	15	12,000	8,900	7,740	4100K	60		93319022	912AX7	LED42BDT8/G8/R17d/8SC/120-347
	R17D	110	96.0	11919	**2F045**	F96T12/D/HO/CT	15	12,000	7,600	6,610	6500K	75		93319022	912AX7	LED42BDT8/G8/R17d/8SC/120-347

T9 Circline® Lamps

Bulb Shape	Base Type	Watts	Nominal Length (in.)	Order Code	Grainger Number	Description	Carton Qty[1]	Rated Life (3hr/Start)	Initial Lumens	Mean Lumens	Color Temp.	CRI	Notes	Type B LED Replacement Order Code	Grainger Number	Description
T9 Circline® Lamps																
T9	G10q	22	8.25	33774	**1V860**	FC8T9/CW	12	12,000	1,100	825	4100K	60				
	G10q	32	12.0	33890	**1V776**	FC12T9/CW	12	12,000	1,950	1,460	4100K	60				

[1] Minimum order quantity = Carton Qty
Δ Impacted by 4' fluorescent state legislation, SKU not for sale in Vermont after 1/1/2024 due to state legislation; for more information please visit www.LED.com/lamplegislation
Please note Current lamps are not for sale for use in Yukon Territory in Canada

Regulation Readiness: Fluorescent Phase-Out

In an effort to regulate consumer products that contain mercury, state governments within the USA have passed legislation that will prohibit the sale and distribution of Linear and Compact Fluorescent lamps. The effective date of each state regulation is shown in the table below. This table will continue to evolve as new legislation is passed.

Regulation Effective Date by Product Category

State	Product Category				
	4-Foot Linear Fluorescent	All Linear Fluorescent	Screw or Bayonet Based Compact Fluorescent	Pin Based Compact Fluorescent	Mercury Vapor High Intensity Discharge
Vermont	1/1/2024				
California		1/1/2025	1/1/2024	1/1/2025	
Colorado		1/1/2025	1/1/2024	1/1/2025	
Oregon		1/1/2025	1/1/2024	1/1/2025	
Rhode Island		1/1/2025	1/1/2024	1/1/2025	
Hawaii		1/1/2026	1/1/2025	1/1/2026	
Minnesota		1/1/2026	1/1/2025	1/1/2026	1/1/2025
Maine		1/1/2026	1/1/2026	1/1/2026	
Illinois		1/1/2027	1/1/2026	1/1/2027	
Washington State		1/1/2029	1/1/2029	1/1/2029	

Mercury in Fluorescent Lighting

Fluorescent technology was developed by General Electric in 1934. While the amount of mercury in each fluorescent lamp has significantly decreased over the past 90 years, a small amount is still required to produce light in all Discharge lamps. When electricity is applied to a fluorescent tube, mercury ions emit energy in the form of ultraviolet (UV) light. UV light is then converted into visible light by interacting with the phosphor coating on the inside of the glass tube. Mercury has electrical characteristics that cannot be matched by other materials and remains a key component of fluorescent lighting.

Transitioning to LED Lighting

LED (Light Emitting Diode) lamps do not contain mercury, and Current offers a variety of LED lamp options to replace Linear & Compact Fluorescent lamps. The different Types of LED lamps are explained in the following pages. Suggested LED replacements are noted for fluorescent lamps in the tables in this document. These are basic recommendations, but suitability should be evaluated for each specific application where fluorescent lamps were used. For more information about the transition from fluorescent to LED, contact your Current sales representative.

To learn more about Fluorescent Regulations and LED replacements, please visit www.LED.com/lamplegislation

High Intensity Discharge lighting provides energy efficiency in a compact size for many commercial and industrial applications.

Reference Guide | Bulb Identification

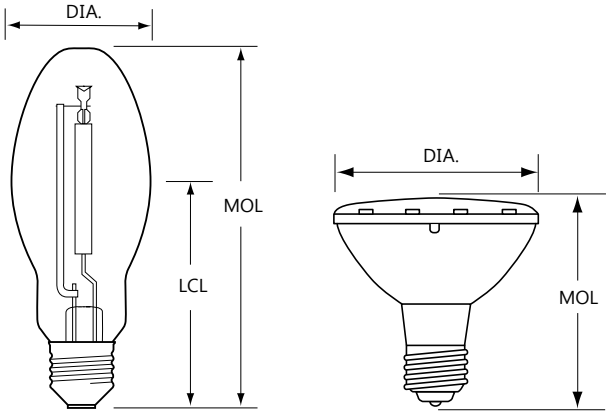

DIA: Diameter of bulb at widest point.

MOL: Maximum Overall Length including base or pins.

LCL: Distance between the center of the arc tube and the Light Center Length reference plane.

Note: Lamp drawings are not drawn to scale.
Be sure to check size and dimension information when identifying each lamp.

To convert inches to millimeters, multiply the dimension (in inches) by 25.4 (i.e. 1.5" x 25.4 = 38.1 mm).

Filament Identification

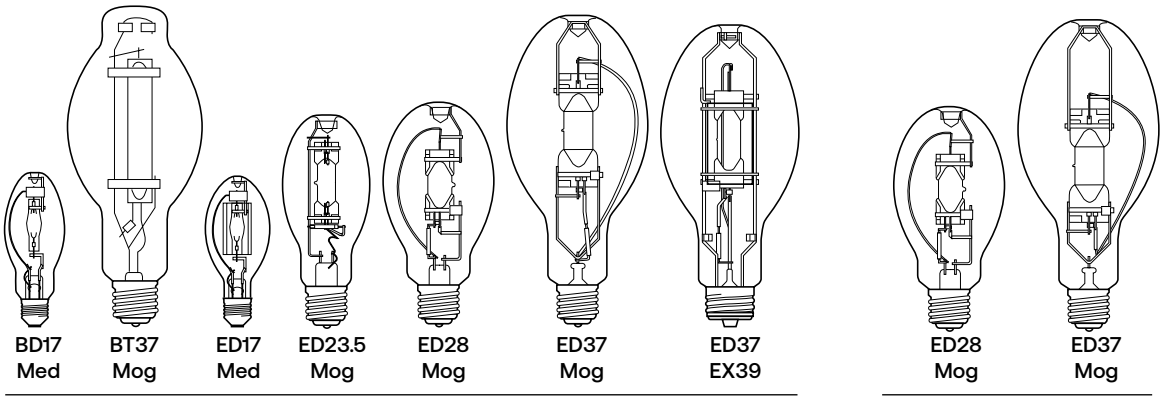

Base Identification (not drawn to scale)

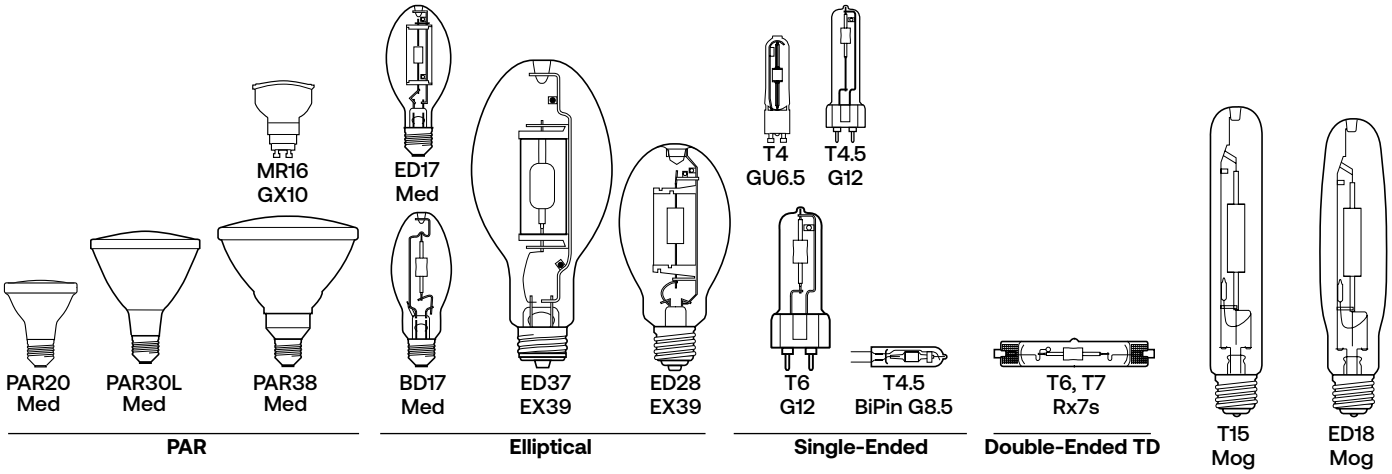

Lamp Drawings (not drawn to scale)

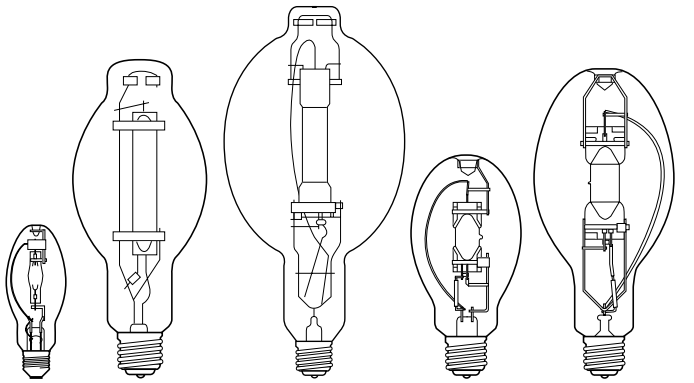

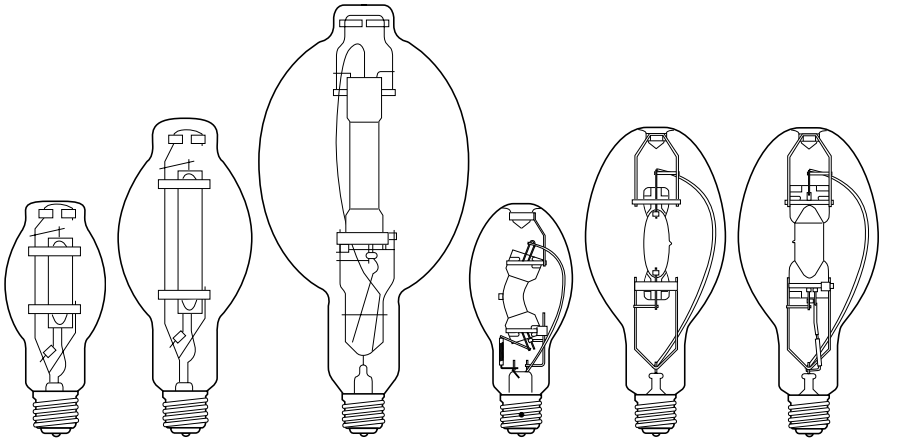

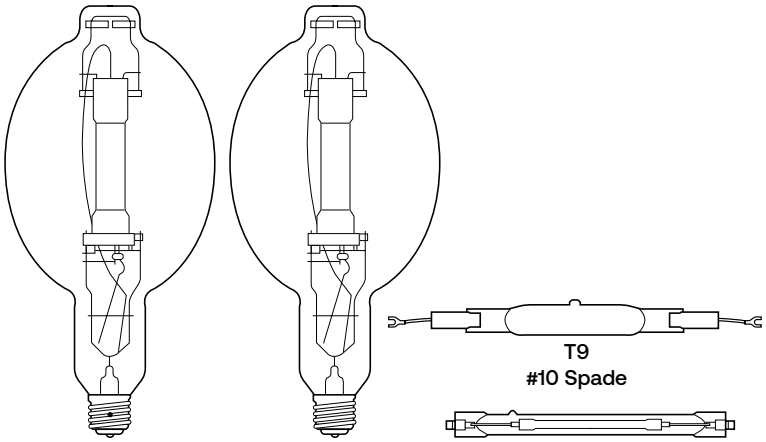

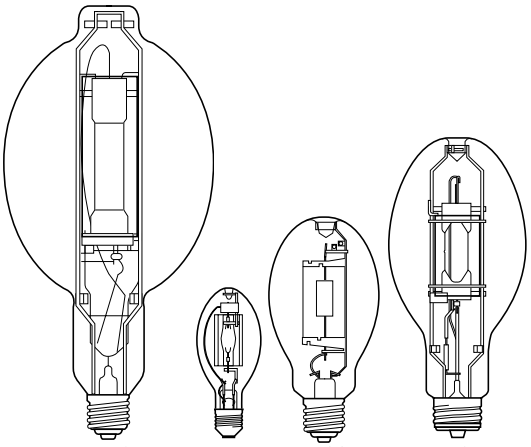

Lamp Drawings (Conti.) (not drawn to scale)

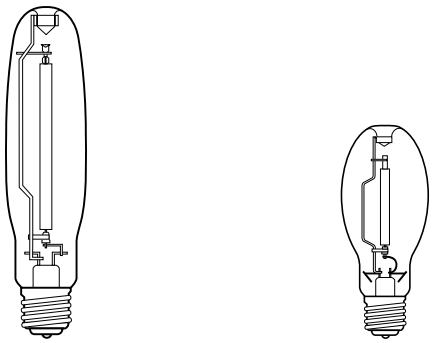

BD18
Mog

ED23.5
Mog

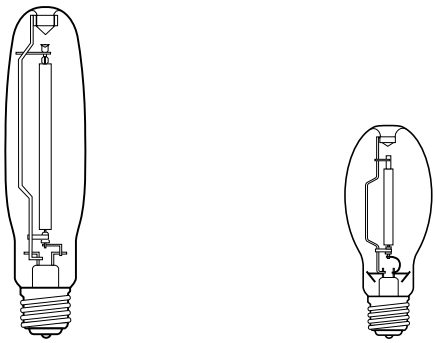

ED18
Mog

ED23.5
Mog

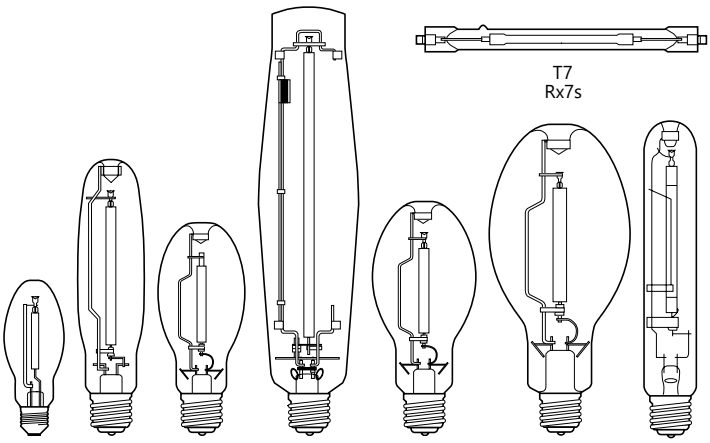

B17
Med

BD18
Mog

BD23.5
Mog

E25
Mog

ED28
Mog

ED37
Mog

T15
Mog

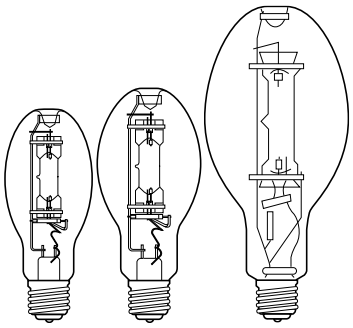

ED23.5
Mog

ED28
Mog

ED37
Mog

Base Identification (not drawn to scale)

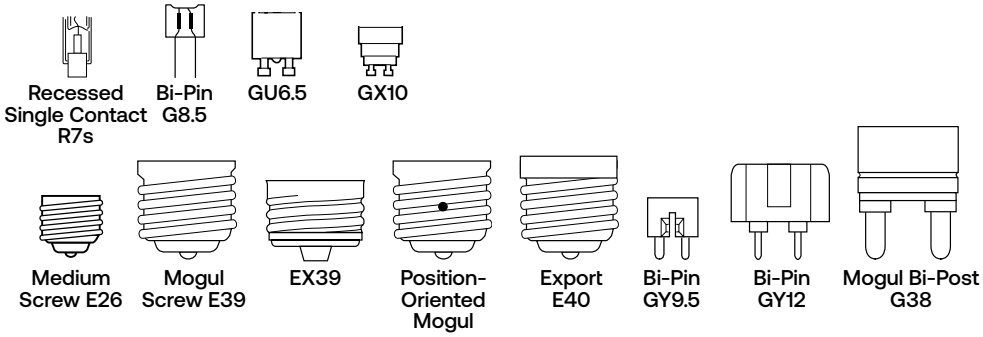

Catalog Logic:

Bulb Shape: followed by its size (the maximum diameter of the bulb expressed in eighths of an inch).

Base: The type of base

LET (Lamp Enclosure Type): Describes fixture requirements for this lamp

OP (Operating Position)

Watts: Energy used (as defined by FTC Lamp Label Rules). To estimate energy consumption (kWh), multiply watts x hours of use and divide by 1000.

MOL (in): Maximum Overall Length in inches

LCL (in): Distance between the center of the filament and the Light Center Length reference plane, in inches.

Order Code: Use the order code when ordering to ensure that you receive the exact product you require.

Description: Lamp Model Description

ANSI Ballast Type: Ballast type used to operate lamp

Carton Quantity: Number of lamps packed in a carton

CBCP (Center beam Candlepower: For reflector-type lamps, Center Beam Candlepower is the intensity (candelas) at the center of maximum intensity of the beam. Used only for ConstantColor® CMH® Metal Halide Lamps

Rated Life (hours): Life (as defined by FTC Lamp Label Rules) is rated life in hours.

Initial Lumens: Lamp light output after the initial 100 hours of operation.

Means Lumens: Lamp light output at 40% of rated lamp life or 8K hours for lamps exceeding 20K hours life.

Color Temperature – Kelvins (K): A measure of the visual "warmth" or "coolness" of the light from the lamp. The higher the value, the whiter or "cooler" the light appears.

Color Rendering Index (CRI or R): An indication of the ability of the lamp to render object colors in a normal natural way. The higher the number (0-100), the better the color appearance

Warning Notice: Warning and Caution notices for High Intensity Discharge lamps. See pages 76 – 81

LED Replacement: Current offers a wide range of LED replacement lamps. The LED lamp models are provided as general guidance. Often, there will be more than one LED Lamp that may be used to replace a Traditional lamp. For Traditional lamps that operated off a ballast, the ballast bypass (UL Type B) LED option is given unless otherwise noted. The application should be considered when selecting an LED replacement lamp. Sometimes, Traditional lamps do not have a suitable LED replacement due to special application considerations, such as very high heat. Contact Current for additional guidance if the appropriate LED solution is unclear.

Bulb Shape	Base Type	LET	OP	Watts	MOL (In)	LCL (In)	Order Code	Description	ANSI Ballast Type	Car-ton Qty	CBCP	Rated Life (hrs*)	Initial Lumens	Mean Lumens	Color Temp.	CRI	Warning Notice	Type B LED Replacement: Order Code	Type B LED Replacement: Description
CMH® MR16/MR17																			
MR16	GX10	O	U	20	2.28		85101	CMH20MR16/830/SP	C156/M156	12	9,000	12,000	1,000		3000K	81	5		

CMH20MR16/830/SP

- CMH — Identifies as CMH® lamp.
- 20 — Identifies the lamp's wattage
- MR16 — Identifies the bulb shape
- 830 — Color temp. and CRI
- SP — Additional Information

Lamp Contains Mercury.
Manage in Accord with Disposal Laws.
See **www.lamprecycle.org** or **1-800-327-0097**

Multi-Vapor® Metal Halide Lamps

Bulb Shape	Base Type	LET	OP	Watts	MOL (In)	LCL (In)	Order Code	Grainger Number	Description	ANSI Ballast Type	Carton Qty[1]	Rated Life (hrs*)	Initial Lumens	Mean Lumens	Color Temp.	CRI	Warning Notice	Type B LED Replacement Order Code	Type B LED Replacement Grainger Number	Type B LED Replacement Description
50 Watts - Enclosed Rated																				
BD17	E26	E	U	50	5.43	3.43	10361	**1F398**	MXR50/U/MED	M110	6	10,000	3,200	2,100	3700K	60	1, 3	27729	472Z16	LED21ED17/740
70 Watts - Enclosed Rated																				
BD17	E26	E	U	70	5.43	3.43	22158	**6V746**	MXR70/U/MED	M98	6	12,000	5,500	3,500	3500K	55	1, 3	27729	472Z16	LED21ED17/740
BD17	E26	E	U	70	5.43	3.43	12590	**1E694**	MVR70/U/MED	M98	6	12000	5,500	3,000	4000K	65	1, 3	27729	472Z16	LED21ED17/740
70 Watts - Open Rated																				
ED17	E26	O	U	70	5.43	3.43	12377	**2F942**	MXR70/U/MED/O	M98	6	15,000	5,500	3,500	3200K	70	1, 3	93303384	801W96	LED/LC/ED17/7SC
100 Watts - Enclosed Rated																				
BD17	E26	E	U	100	5.43	3.43	18680	**6V749**	MXR100/U/MED	M90	6	15,000	9,000	6,200	3200K	65	1, 3	93112114		LED35ED17/730
BD17	E26	E	U	100	5.43	3.43	12652	**1E674**	MVR100/U/MED	M90	6	15,000	9,500	5,800	4000K	70	1, 3	27602	472Z18	LED35ED17/740
100 Watts - Open Rated																				
ED17	E26	O	U	100	5.43	3.43	12381	**2F944**	MXR100/U/MED/O	M90	6	15,000	9,000	6,200	3200K	70	1, 3	93112114		LED35ED17/730
150 Watts - Enclosed Rated																				
BD17	E26	E	U	150	5.43	3.43	12598	**1E690**	MVR150/U/MED	M102	6	15,000	14,000	10,500	4300K	65	1, 3	93303384	801W96	LED/LC/ED17/7SC
150 Watts - Open Rated																				
ED17	E26	O	U	150	5.43	3.43	45683	**6XT93**	MXR150/U/MED/O	M102	6	15,000	12,500	8,600	3500K	70	1, 3	93303384	801W96	LED/LC/ED17/7SC
175 Watts - Enclosed Rated																				
BD17	E26	E	U	175	5.75	3.43	18902	**6V751**	MVR175/U/MED	M57	6	6,000H/ 10,000V	11,700H/ 14,000V	7,400H/ 8,800V	4000K	60	1, 2	93148082	818FA5	LED45ED17/740
ED28	E39	E	U	175	8.25	5.00	47760	**4V550**	MVR175/U	M57	12	6,000H/ 10,000V	11,700H/ 13,600V	7,900H/ 8,800V	4000K	55	1, 2	22679	429U45	LED50ED23.5/740
ED28	E39	E	U	175	8.25	5.00	47761	**5V691**	MVR175/C/U	M57	12	6,000H/ 10,000V	11,900H/ 12,900V	7,900H/ 8,400V	3900K	55	1, 2	22679	429U45	LED50ED23.5/740
250 Watts - Enclosed Rated																				
ED28	E39	E	U	250	8.25	5.00	42729	**2V712**	MVR250/U	M58	12	6,000H/ 10,000V	19,100H/ 20,800V	12,400H/ 13,500V	4200K	60	1, 2	22635	429U47	LED80ED23.5/740
250 Watts - Enclosed Rated, PulseArc																				
ED28	E39	E	U	250	8.25	5.00	78665	**5GTN0**	MVR250/U/PA	M138/M153	12	12,000H/ 15,000V	18,600H/ 22,400V	12,000H/ 14,000V	3900K	60	1, 3	22635	429U47	LED80ED23.5/740
320 Watts - Enclosed Rated, PulseArc																				
ED28	E39	E	VBU	320	8.25	5.00	27501	**4WW54**	MVR320/VBU/HO/PA	M132/M154	12	20,000	31,000	18,000	4000K	60	1, 3	22622	429U49	LED115ED28/740
320 Watts - Open Rated																				
ED28	EX39	O	VBU	320	8.25	5.00	19609	**2TJ27**	MPR320/C/PA/ED28	M132/M154	12	20,000	30,600	22,500	3700K	70	1, 3	22622	429U49	LED115ED28/740
400 Watts - Enclosed Rated																				
ED28	E39	E	U	400	8.25	5.00	18904	**5V658**	MVR400/U/ED28	M59	12	15,000H/ 20,000V	33,100H/ 38,000V	22,100H/ 23,500V	4000K	60	1, 2	22611	429U51	LED150ED28/740
400 Watts - Enclosed Rated, PulseArc																				
ED37	E39	E	U	400	11.50	7.00	78666	**5GTN1**	MVR400/U/PA	M135/M155	6	15,000H/ 20,000V	31,200H/ 39,400V	18,000H/ 22,000V	4000K	60	1, 3	22611	429U51	LED150ED28/740
ED28	E39	E	VBU	400	8.25	5.00	46271	**6XV24**	MVR400/VBUED28PA	M135/M155	12	20,000	44,000	28,500	4000K	65	1, 3	22611	429U51	LED150ED28/740
ED28	E39	E	HOR	400	8.25	5.00	72885	**3APK3**	MVR400/HOR/ED28/PA	M135/M155	12	20,000	38,000	21,400	4100K	65	1, 3	22611	429U51	LED150ED28/740
400 Watts - Open Rated																				
ED37	EX39	O	VBU	400	11.50	7.00	46273	**6XV25**	MPR400/VBU/XHOPA	M135/M155	6	20,000	42,000	29,500	4000K	65	1, 3	22611	429U51	LED150ED28/740
ED37	EX39	O	VBU	400	11.50	7.00	18708		MPR400/VBU/HO/O	M59	6	20,000	40,000	36,000	3400K	65	1, 2	93311586		LED/LC/ED37/740
1000 Watts - Enclosed Rated																				
BT37	E39	E	U	1000	11.50	7.00	18205	**3JK41**	MVR1000/U/BT37	M47	6	9,000H/ 12,000V	105,000H/ 115,000V	82,000H/ 90,000V	3700K	65	1, 3	93311586		LED/LC/ED37/740
1000 Watts - Open Rated																				
BT56	EX39	O	VBU	1000	15.37	9.50	41433	**5XP29**	MPR1000/VBU/HO/O	M47	6	12,000	110,000	88,500	3500K	65	1, 3	93096445	493V24	LED450BT56/740
1500 Watts - Enclosed Rated																				
BT56	E39	E	U	1500	15.37	9.50	47326	**4V484**	MVR1500/U/SPORTS	M48	6	3,000	162,000H/ 170,000V	137,000H/ 153,000V	4000K	65	1, 3	93303389	813Y56	LED470BT56/740

[1] Minimum order quantity = Carton Qty
Please note Current lamps are not for sale for use in Yukon Territory in Canada

Constant Color CMH® Metal Halide Lamps

Bulb Shape	Base Type	LET	OP	Watts	MOL (In)	LCL (In)	Order Code	Grainger Number	Description	ANSI Ballast Type	Carton Qty[1]	CBCP	Rated Life (hrs*)	Initial Lumens	Mean Lumens	Color Temp.	CRI	Warning Notice	LED Replacement Order Code	LED Replacement Grainger Number	LED Replacement Description
CMH® MR16/MR17																					
MR16	GX10	O	U	20	2.28		85101	**1TJR7**	CMH20MR16/830/SP	C156/M156	12	9,000	12,000	1,000		3000K	81	4			
	GX10	O	U	20	2.28		85110	**1TJR8**	CMH20MR16/830/FL	C156/M156	12	2,900	12,000	1,000		3000K	81	4			
	GX10	O	U	39	2.28		71489	**3DXR9**	CMH39MR16/930/FL	C130/M130	12	5,500	10,000	2,200		3000K	90	4			
CMH® PAR																					
PAR30L	E26	O	U	39	4.75		42067	**5XP47**	CMH39PAR30L/FL25	C130/M130	6	11,000	10,000	2,400		3000K	81	4	**75091**	**246M75**	**LED18P30LW83025**
CMH® Single-Ended G12																					
T6	G12	E	U	39	3.56	2.18	20153	**5HB79**	CMH39TUVCU830G12	C130/M130	12		15,000	3,400	2,300	3000K	84	4			
	G12	E	U	70	3.56	2.18	20016	**5HB80**	CMH70TU/830/G12	C139/M139	12		15,000	6,200	4,700	3000K	83	4			
CMH® GU6.5																					
T4	GU6.5	E	U	20	2.05	1.18	85086	**1TJR6**	CMH20T/U830GU6.5	C156/M156	12		12,000	1,615	1,066	3000K	81	4			
	GU6.5	E	U	39	2.05	1.18	71484	**3DXR7**	CMH39T/U930GU6.5	C130/M130	12		10,000	3,400	2,300	3000K	88	4			
CMH® Mini's																					
T4.5	G8.5	E	U	20	3.37	2.00	92696	**1RD93**	CMH20TCU830/G8.5	C156/M156	12		12,000	1,650	1,090	3000K	81	4			
	G8.5	E	U	39	3.37	2.00	90352	**4DA27**	CMH39TCU830/G8.5	C130/M130	12		16,500	3,400	2,300	3000K	84	4			
	G8.5	E	U	70	3.37	2.00	92585	**2DZX8**	CMH70TCU830G8.5	C139/M139	12		15,000	6,200	4,400	3000K	83	4			

High Pressure Sodium Lamps

Bulb Shape	Base Type	LET	OP	Watts	MOL (In)	LCL (In)	Order Code	Grainger Number	Description	ANSI Ballast Type	Carton Qty[1]	Rated Life (hrs*)	Initial Lumens	Mean Lumens	Color Temp.	CRI	Warning Notice	Type B LED Replacement Order Code	Type B LED Replacement Grainger Number	Type B LED Replacement Description
70-1000 Watts																				
B17	E26	O	U	70	5.43	3.43	11339	**2V632**	LU70/MED/ECO	S62	6	24,000+	6,400	5,450	1900K	22	5	**93112114**		**LED35ED17/730**
ED23.5	E39	O	U	70	7.75	5.00	85368	**2VAD4**	LU70/H/ECO	S62	12	24,000+	6,400	5,450	1900K	22	5	**93303384**	**801W96**	**LED/LC/ED17/7SC**
B17	E26	O	U	100	5.50	3.43	13250	**4V604**	LU100/MED/ECO	S54	6	24,000+	9,500	8,550	2000K	22	5	**93303384**	**801W96**	**LED/LC/ED17/7SC**
ED23.5	E39	O	U	100	7.75	5.00	85369	**2VAD5**	LU100/H/ECO	S54	12	24,000+	9,500	8,550	2000K	22	5	**93312104**	**859YF8**	**LED/LC/ED23.5M/7SC**
B17	E26	O	U	150	5.75	3.50	13252	**2V713**	LU150/MED/ECO	S55	6	24,000+	16,000	14,400	2000K	22	5	**93303384**	**801W96**	**LED/LC/ED17/7SC**
ED23.5	E39	O	U	150	7.75	5.00	85371	**2VAD7**	LU150/55/H/ECO	S55	12	24,000+	16,000	14,400	2000K	22	5	**93312104**	**859YF8**	**LED/LC/ED23.5M/7SC**
ED18	E39	O	U	200	9.75	5.75	85372	**3APT4**	LU200/H/ECO	S66	12	24,000+	22,000	19,800	2100K	22	5	**93320018**	**421YF5**	**LED120ED18/730/277-480**
	E39	O	U	250	9.75	5.75	85377	**3APT5**	LU250/H/ECO	S50	12	24,000+	28,000	25,200	2100K	22	5	**93320018**	**421YF5**	**LED120ED18/730/277-480**
	E39	O	U	400	9.75	5.75	85379	**3APT6**	LU400/H/ECO	S51	12	24,000+	51,000	45,000	2100K	22	5	**93312096**	**830Y98**	**LED180ED18/730**
E25	E39	O	U	1000	15.06	8.75	44058	**2V754**	LU1000/ECO	S52	6	24000+	130,000	117,000	2100K	22	6			

[1] Minimum order quantity = Carton Qty
Please note Current lamps are not for sale for use in Yukon Territory in Canada

1 WARNING **NOTICE NO. 1:**

⚠ WARNING

Risk of electric shock
- Turn power off before inspection, installation, or removal
- Do not use where directly exposed to water or outdoors without an enclosed fixture

Risk of fire
- Keep combustible materials away from lamp
- Use in fixture rated for this product

A damaged lamp emits UV radiation which may cause eye/skin injury
- Turn power off if glass bulb is broken. Remove and dispose of lamp.

Unexpected lamp rupture may cause injury, fire, or property damage
- Turn lamp off at least once for 15 minutes per week.

FAILURE TO COMPLY INCREASES THE RISK OF RUPTURE.
- Do not use beyond rated life. Beyond rated life, light output diminishes while energy consumption and risk of lamp rupture increases.
- Do not use lamp if outer glass is scratched or broken
- Do not use where directly exposed to water or outdoors without an enclosed fixture
- Lamps with E-rated ANSI codes must be operated in enclosed fixtures -- See Instructions
- Do not store flammable materials near/below lamp in open fixture
- Use only properly rated ballast
- Do not exceed rated voltage
- Do not turn on lamp until fully installed
- Operate lamp only in specified position
- If used on a dimming system, see instructions.

INSTRUCTIONS

LAMP OPERATING CHARACTERISTICS
This is a discharge lamp and requires some time to restart and come to full brightness after a power interruption.

RELAMP FIXTURES AT OR BEFORE THE END OF RATED LIFE.
Beyond rated life, light output diminishes while energy consumption and risk of lamp rupture increases.

SPECIFIED OPERATING POSITIONS
VBU - Base up ± 15˚ **VBD - Base down ± 15˚**
HOR - Horizontal ± 15˚ **HOR/PA - Horizontal ± 75˚**
U - Universal

Match ANSI code of lamp to code on ballast or luminaire. Lamps are rated for either open or enclosed fixtures.

Note that lamps with S-rated ANSI codes operated in vertical position only (Base Up or Base Down), ± 15 degrees, can be used in an open fixture.

Use in luminaire which comply with UL1598 or IEC 60598. When used, fixture lens/diffuser material must be able to contain fragments of hot quartz or glass (up to 1100˚C).

Electrically insulate any metal to bulb support in luminaire to avoid decomposition of glass.

For total load, add auxiliary watts to lamp watts.

Not for use with lampholders that have stainless steel center contacts to avoid lamp or lampholder damage due to arcing. (360-1000W only)

FOR USE ON DIMMING SYSTEMS
Contact your local Current sales representative

⚠ CAUTION

Risk of burn
- Allow lamp to cool before handling
- Do not turn on lamp until fully installed

Lamp may shatter and cause injury if broken
- Wear safety glasses and gloves when handling lamp
- Do not use lamp if outer glass is scratched or broken
- Dispose of lamp in a closed container
- Do not use excessive force when installing lamp
- **CAUTION**: Do not stare at light source. May be harmful to the eyes. Not applicable to diffuse coated bulbs.

Hg LAMP CONTAINS MERCURY

Manage in Accord with Disposal Laws.
See **www.lamprecycle.org** or **1-800-327-0097**

R **WARNING:** This lamp can cause serious skin burn and eye inflammation from shortwave ultraviolet radiation if outer envelope of the lamp is broken or punctured. Do not use where people will remain for more than a few minutes unless adequate shielding or other safety precautions are used. Lamps that will automatically extinguish when the outer envelope is broken or punctured are commercially available. This lamp certified to comply with FDA radiation performance standards, 21 CFR Subchapter J. USA: 21 CFR 1040.30 Canada: C.R.C., c. 1370

2 WARNING **NOTICE NO. 2:** Lamp contains Radioactive Material Thorium

3 WARNING **NOTICE NO. 3:** Lamp contains Radioactive Materials Thorium and Kr-85

4 WARNING **NOTICE NO. 4:**

⚠ WARNING

Risk of electric shock
- Turn power off before inspection, installation, or removal
- Do not use where directly exposed to water or outdoors without an enclosed fixture

Risk of fire
- Keep combustible materials away from lamp
- Use in fixture rated for this product
- Use fused or thermally protected ballast - see instructions

Unexpected lamp rupture may cause injury, fire, or property damage
- Do not exceed rated voltage
- Do not use where directly exposed to water or outdoors without an enclosed fixture
- Do not use lamp if outer glass is scratched or broken
- Use only properly rated ballast
- Do not store flammable materials near/below lamp
- Do not use beyond rated life
- Do not turn on lamp until fully installed

⚠ CAUTION

Risk of burn
- Allow lamp to cool before handling
- Do not turn on lamp until fully installed

Lamp may shatter and cause injury if broken
- Wear safety glasses and gloves when handling lamp
- Do not use lamp if outer glass is scratched or broken
- Dispose of lamp in a closed container
- Do not use excessive force when installing lamp

INSTRUCTIONS

LAMP OPERATING CHARACTERISTICS
This is a discharge lamp and requires some time to restart and come to full brightness after a power interruption.

For total load, add auxiliary watts to lamp watts

Relamp fixtures at or before the end of rated life. Beyond rated life, light output diminishes while energy consumption increases.

If power supply dips or is interrupted, lamps may extinguish and not restart. Turn off power supply for 10-15 minutes and allow lamp to fully cool. Lamps will restart when power is restored

Use on ballasts or systems that are either resistant to or will shut off in event of rectification

Lamp may be operated in any position.

UV Control is a quartz material that effectively cuts UVB and UVC radiation.

All MR16 and 20W PAR use only on electronic ballast.

Lamps designated as CMH70/PAR30 do not require thermally protected ballasts

(Hg) LAMP CONTAINS MERCURY

Manage in Accord with Disposal Laws.
See **www.lamprecycle.org** or **1-800-327-0097**

This product is in conformity with performance standards for high intensity mercury vapor lamps products under 21 CFR 1040, except with respect to those characteristics authorized by Variance Number FDA-2021-V-0995 effective September 27, 2021.

Arc tube fill gas contains Radioactive Material Kr-85

5 WARNING **NOTICE NO. 5:**

⚠ WARNING

Risk of electric shock
- Turn power off before inspection, installation, or removal
- Do not use where directly exposed to water or outdoors without an enclosed fixture

Risk of fire
- Keep combustible materials away from lamp
- Use in fixture rated for this product

Contains sodium – chemical burn risk
- Avoid skin contact with broken pieces

Unexpected lamp rupture may cause injury, fire, or property damage
- Do not exceed rated voltage
- Do not use where directly exposed to water or outdoors without an enclosed fixture
- Do not use lamp if outer glass is scratched or broken
- Use only properly rated ballast
- Do not store flammable materials near/below lamp
- Do not turn on lamp until fully installed

⚠ CAUTION

Risk of burn
- Allow lamp to cool before handling
- Do not turn on lamp until fully installed

Lamp may shatter and cause injury if broken
- Wear safety glasses and gloves when handling lamp
- Do not use lamp if outer glass is scratched or broken
- Dispose of lamp in a closed container
- Do not use excessive force when installing lamp

INSTRUCTIONS

LAMP OPERATING CHARACTERISTICS
This is a discharge lamp and requires some time to restart and come to full brightness after a power interruption.

HPS lamps may be operated in any burn position.

Match ANSI code of lamp to code on ballast or luminaire.

Use in luminaire which comply with UL1598 or IEC 60598.

Electrically insulate any metal to bulb support in luminaire to avoid decomposition of glass.

For total load, add auxiliary watts to lamp watts.

Not for use with lampholders that have stainless steel center contacts to avoid lamp or lampholder damage due to arcing. (400W only)

FOR USE ON DIMMING SYSTEMS
Contact your local Current sales representative

Hg LAMP CONTAINS MERCURY

Manage in Accord with Disposal Laws.
See **www.lamprecycle.org** or **1-800-327-0097**

6 WARNING **NOTICE NO. 6:**

⚠ WARNING

Risk of electric shock
- Turn power off before inspection, installation, or removal
- Do not use where directly exposed to water or outdoors without an enclosed fixture

Risk of fire
- Keep combustible materials away from lamp
- Use in fixture rated for this product - see instructions

Contains sodium – chemical burn risk
- Avoid skin contact with broken pieces

Unexpected lamp rupture may cause injury, fire, or property damage
- Do not exceed rated voltage
- Do not use where directly exposed to water or outdoors without an enclosed fixture
- Do not use lamp if outer glass is scratched or broken
- Use only properly rated ballast
- Do not store flammable materials near/below lamp
- Do not turn on lamp until fully installed

⚠ CAUTION

Risk of burn
- Allow lamp to cool before handling
- Do not turn on lamp until fully installed

Lamp may shatter and cause injury if broken
- Wear safety glasses and gloves when handling lamp
- Do not use lamp if outer glass is scratched or broken
- Dispose of lamp in a closed container
- Do not use excessive force when installing lamp

INSTRUCTIONS

LAMP OPERATING CHARACTERISTICS
This is a discharge lamp and requires some time to restart and come to full brightness after a power interruption.

Match ANSI code of lamp to code on ballast or luminaire. Or use suitable ballast and ignitor that complies with IEC 60923 and IEC 60927.

Use in luminaire which comply with UL1598 or IEC 60598.

Fixtures must have a specially designed mogul base lamp holder and must support the end of the lamp.

In vertical base up applications with no vibration and/or shock, a tempered glass enclosed fixture may be used in place of the lamp end support.

Electrically insulate any metal to bulb support in luminaire to avoid decomposition of glass.

For total load, add auxiliary watts to lamp watts.

Not for use with lampholders that have stainless steel center contacts to avoid lamp or lampholder damage due to arcing.

FOR USE ON DIMMING SYSTEMS
Contact your local Current sales representative

Hg LAMP CONTAINS MERCURY

Manage in Accord with Disposal Laws.
See **www.lamprecycle.org** or **1-800-327-0097**

Compact Fluorescent lighting offers high light output and long life for all your commercial plug-in applications.

Reference Guide | Bulb Identification

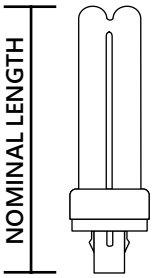

NOMINAL LENGTH:
Overall length including base or pins.

Note: Lamp drawings are not drawn to scale. Be sure to check size and dimension information when identifying each lamp.

To convert inches to millimeters, multiply the dimension (in inches) by 25.4 (i.e. 1.5" x 25.4 = 38.1 mm).

Lamp Drawings (not drawn to scale)

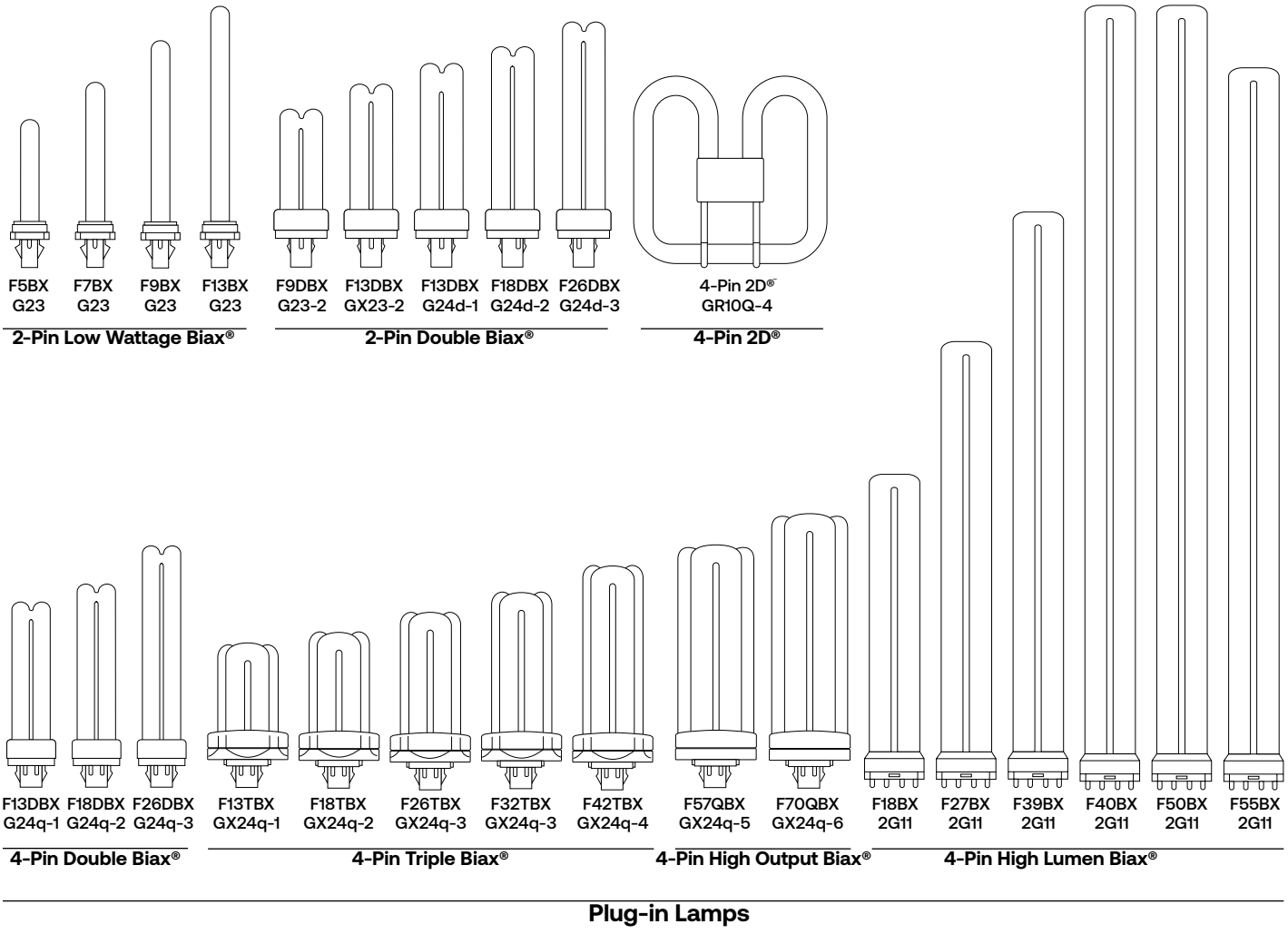

Base Identification (not drawn to scale)

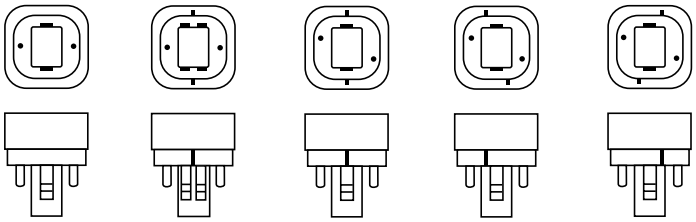

G23-2 (DBX2P) | GX23-2 (DBX2P) | G23d-1 (DBX2P) | G24d-2 (DBX2P) | G24d-3 (DBX2P)

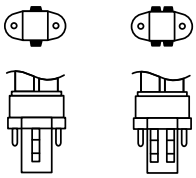

G23 (LWBX) | **GX23 (LWBX)**

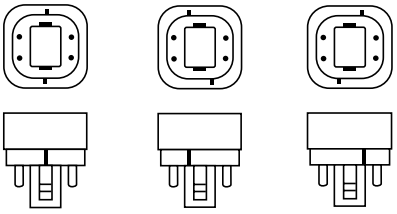

G24q-1 (DBX4P) | G24q-2 (DBX4P) | G24q-3 (DBX4P)

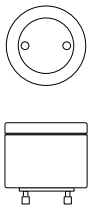

GU 24

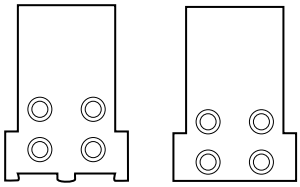

GRY10q-3 (2D4P) | GR10q-4 (2D4P)

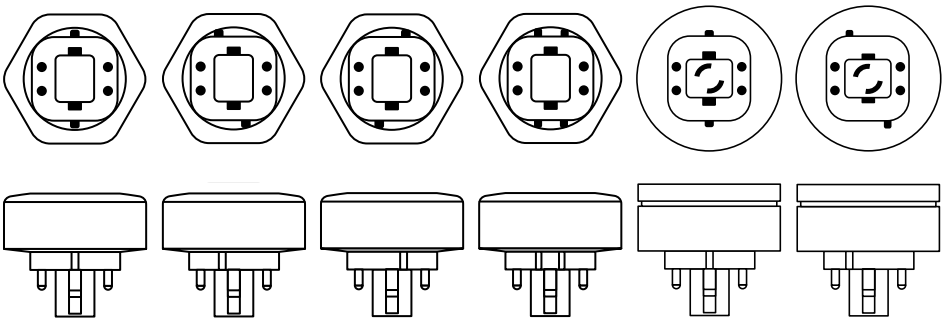

GX24q-1 (TBX4P) | GX24q-2 (TBX4P) | GX24q-3 (TBX4P) | GX24q-4 (TBX4P) | GX24q-5 (QBX4P) | GX24q-6 (QBX4P)

2G11-4 (HLBX)

Catalog Logic:

The following terms and descriptions can help you when checking Compact Fluorescent lamp specifications and when ordering products. Within each product line, lamps are divided into families and listed by base and wattage.

Base: The type of base

Watts: Energy used (as defined by FTC Lamp Label Rules). To estimate energy consumption (kWh), multiply watts x hours of use and divide by 1000.

Nominal Length (in): Lamp length including base and/or pins.

Order Code: Use the order code when ordering to ensure that you receive the exact product you require.

Description: Lamp Model Description

Carton Quantity: Number of lamps packed in a carton

Rated Life (hours): Life (as defined by FTC Lamp Label Rules) is rated life in hours.

Initial Lumens: Lamp light output after the initial 100 hours of operation.

Means Lumens: Lamp light output at 40% of rated lamp life or 8K hours for lamps exceeding 20K hours life.

Color Temperature – Kelvins (K): A measure of the visual "warmth" or "coolness" of the light from the lamp. The higher the value, the whiter or "cooler" the light appears.

Color Rendering Index (CRI or R): An indication of the ability of the lamp to render object colors in a normal natural way. The higher the number (0-100), the better the color appearance

LED Replacement: Current offers a wide range of LED replacement lamps. The LED lamp models are provided as general guidance. Often, there will be more than one LED Lamp that may be used to replace a Traditional lamp. For Traditional lamps that operated off a ballast, the ballast bypass (UL Type B) LED option is given unless otherwise noted. The application should be considered when selecting an LED replacement lamp. Sometimes, Traditional lamps do not have a suitable LED replacement due to special application considerations, such as very high heat. Contact Current for additional guidance if the appropriate LED solution is unclear.

											LED Replacement	
Base Type	Watts	Nominal Length (in.)	Order Code	Description	Car-ton Qty	Rated Life (hrs.)	Initial Lumens	Mean Lumens	Color Temp.	CRI	Order Code	Description
2-Pin Low Wattage Biax®												
GX23	13	7.0	97573	F13BX/827/ECO	100	10,000	825	710	2700K	82	91404	LED5GX23/827 (Type A)

F13BX/827/ECO

- F — Identifies as Fluorescent lamp
- 13 — Identifies Wattage
- BX — Identifies Lamps Shape
- 827 — Identifies Lamps Color
- ECO — Identifies TCLP compliant lamp

Lamp Contains Mercury.
Manage in Accord with Disposal Laws.
See **www.lamprecycle.org** or **1-800-327-0097**

****Fluorescent Phase-Out Regulations**:** Several US states have enacted legislation that prohibit/will prohibit the sale of Linear and Compact Fluorescent Lamps within their state. For more information including effective dates, please visit www.LED.com/lamplegislation

Plug-In Lamps

Base Type	Watts	Nominal Length (in.)	Order Code	Grainger Number	Description	Carton Qty[1]	Rated Life (hrs.)	Initial Lumens	Mean Lumens	Color Temp.	CRI	Type B LED Replacement Order Code	Type B LED Replacement Grainger Number	Type B LED Replacement Description
2-Pin Low Wattage Biax®														
GX23	13	7.0	97573	1PGU8	F13BX/827/ECO	10	10,000	825	710	2700K	82	93312495		LED5BGX23/827
GX23	13	7.0	97569	1PGU5	F13BX/835/ECO	10	10,000	825	710	3500K	82	93312507		LED5BGX23/835
GX23	13	7.0	97571	1PGU6	F13BX/841/ECO	10	10,000	825	710	4100K	82	93312513		LED5BGX23/840
4-Pin High Lumen Biax®														
2G11	18	9.0	16053	1E305	F18BX/SPX35 10PK	10	10,000	1,200	1,080	3500K	82	93318810		LED9B2G11/8SC
2G11	18	9.0	16940	6V033	F18BX/SPX41 10PK	10	10,000	1,200	1,080	4100K	82	93318810		LED9B2G11/8SC
2G11	39	16.5	28393	6V066	F39BXSPX35RS10PK	10	12,000	2,850	2,565	3500K	82	93318822		LED16B2G11/8SC
2G11	39	16.5	28458	6V039	F39BXSPX41RS10PK	10	12,000	2,850	2,565	4100K	82	93318822		LED16B2G11/8SC
2G11	40	22.5	16953	4VC25	F4030BXSPX30 10P	10	20,000	3,150	2,840	3000K	82	93318828	818F98	LED17B2G11/8SC
2G11	40	22.5	16648	4VC26	F40/30BX/SPX35	10	20,000	3,150	2,840	3500K	82	93318828	818F98	LED17B2G11/8SC
2G11	40	22.5	16954	4VC27	F40/30BX/SPX41	10	20,000	3,150	2,840	4100K	82	93318828	818F98	LED17B2G11/8SC
2G11	25	21.5	75400	4FFC2	F40/25BX835/IS/WM	10	20,000	2,600	2,400	3500K	82	93318828	818F98	LED17B2G11/8SC
2G11	55	20.7	31952	6XV15	F55BX/835	25	20,000	4,800	4,080	3500K	82			
2G11	55	20.7	31953	6XV16	F55BX/840	25	20,000	4,800	4,080	4100K	82			
2-Pin Double Biax®														
GX23-2	13	4.7	97586	1PGV3	F13DBX23/827/ECO	10	12,000	810	685	2700K	82	93312531		LED8BGX23-2-O/827
GX23-2	13	4.7	97588	1PGV5	F13DBX23/835/ECO	10	12,000	810	685	3500K	82	93312543		LED8BGX23-2-O/835
GX23-2	13	4.7	97589	1PGV6	F13DBX23/841/ECO	10	12,000	810	685	4100K	82	93312549		LED8BGX23-2-O/840
G24d-2	18	6.1	97577	1PGW6	F18DBX/827/ECO	10	12,000	1,250	980	2700K	82	Vertical: 93300088 Horizontal: 93300087	801W93 801W92	LED11BG24-V/8SC/120-347-4PK LED11BG24-H/8SC/120-347-4PK
G24d-2	18	6.1	97579	1PGW8	F18DBX/835/ECO	10	12,000	1,250	980	3500K	82	Vertical: 93300088 Horizontal: 93300087	801W93 801W92	LED11BG24-V/8SC/120-347-4PK LED11BG24-H/8SC/120-347-4PK
G24d-2	18	6.1	97580	1PGW9	F18DBX/841/ECO	10	12,000	1,250	980	4100K	82	Vertical: 93300088 Horizontal: 93300087	801W93 801W92	LED11BG24-V/8SC/120-347-4PK LED11BG24-H/8SC/120-347-4PK
G24d-3	26	6.7	97606	1PGX9	F26DBX/827/ECO	10	12,000	1,710	1,460	2700K	82	Vertical: 93300088 Horizontal: 93300087	801W93 801W92	LED11BG24-V/8SC/120-347-4PK LED11BG24-H/8SC/120-347-4PK
G24d-3	26	6.7	97608	1PGY2	F26DBX/835/ECO	10	12,000	1,710	1,460	3500K	82	Vertical: 93300088 Horizontal: 93300087	801W93 801W92	LED11BG24-V/8SC/120-347-4PK LED11BG24-H/8SC/120-347-4PK
G24d-3	26	6.7	97609	1PGY3	F26DBX/841/ECO	10	12,000	1,710	1,460	4100K	82	Vertical: 93300088 Horizontal: 93300087	801W93 801W92	LED11BG24-V/8SC/120-347-4PK LED11BG24-H/8SC/120-347-4PK
4-Pin Double Biax®														
G24q-1	13	5.0	97594	1PGW2	F13DBX/827/ECO4P	10	17,000	900	755	2700K	82	93300068	801W84	LED8BG24-O/827-4PK
G24q-1	13	5.0	97595	1PGW3	F13DBX/830/ECO4P	10	17,000	900	755	3000K	82	93300069	801W85	LED8BG24-O/830-4PK
G24q-1	13	5.0	97596	1PGW4	F13DBX/835/ECO4P	10	17,000	900	755	3500K	82	93300080	801W86	LED8BG24-O/835-4PK
G24q-1	13	5.0	97597	1PGW5	F13DBX/841/ECO4P	10	17,000	900	755	4100K	82	93300081	801W87	LED8BG24-O/840-4PK
G24q-2	18	5.8	97598	1PGX1	F18DBX/827/ECO4P	10	17,000	1,250	970	2700K	82	93300082	801W88	LED10BG24-O/827-4PK
G24q-2	18	5.8	97599	1PGX2	F18DBX/830/ECO4P	10	17,000	1,250	970	3000K	82	93300083	801W89	LED10BG24-O/830-4PK
G24q-2	18	5.8	97600	1PGX3	F18DBX/835/ECO4P	10	17,000	1,250	970	3500K	82	93300084	801W90	LED10BG24-O/835-4PK
G24q-2	18	5.8	97601	1PGX4	F18DBX/841/ECO4P	10	17,000	1,250	970	4100K	82	93300086	801W91	LED10BG24-O/840-4PK
G24q-3	26	6.4	97610	1PGY4	F26DBX/827/ECO4P	10	17,000	1,800	1,530	2700K	82	Vertical: 93300088 Horizontal: 93300087	801W93 801W92	LED11BG24-V/8SC/120-347-4PK LED11BG24-H/8SC/120-347-4PK
G24q-3	26	6.4	97611	1PGY5	F26DBX/830/ECO4P	10	17,000	1,800	1,530	3000K	82	Vertical: 93300088 Horizontal: 93300087	801W93 801W92	LED11BG24-V/8SC/120-347-4PK LED11BG24-H/8SC/120-347-4PK
G24q-3	26	6.4	97612	1PGY6	F26DBX/835/ECO4P	10	17,000	1,800	1,530	3500K	82	Vertical: 93300088 Horizontal: 93300087	801W93 801W92	LED11BG24-V/8SC/120-347-4PK LED11BG24-H/8SC/120-347-4PK
G24q-3	26	6.4	97613	1PGY7	F26DBX/841/ECO4P	10	17,000	1,800	1,530	4100K	82	Vertical: 93300088 Horizontal: 93300087	801W93 801W92	LED11BG24-V/8SC/120-347-4PK LED11BG24-H/8SC/120-347-4PK
4-Pin Triple Biax®														
GX24q-3	26	5.2	97614	1PGZ7	F26TBX/827/A/ECO	10	17,000	1,800	1,530	2700K	82	Vertical: 93300088 Horizontal: 93300087	801W93 801W92	LED11BG24-V/8SC/120-347-4PK LED11BG24-H/8SC/120-347-4PK
GX24q-3	26	5.2	97615	1PGZ8	F26TBX/830/A/ECO	10	17,000	1,800	1,530	3000K	82	Vertical: 93300088 Horizontal: 93300087	801W93 801W92	LED11BG24-V/8SC/120-347-4PK LED11BG24-H/8SC/120-347-4PK
GX24q-3	26	5.2	97616	1PGZ9	F26TBX/835/A/ECO	10	17,000	1,800	1,530	3500K	82	Vertical: 93300088 Horizontal: 93300087	801W93 801W92	LED11BG24-V/8SC/120-347-4PK LED11BG24-H/8SC/120-347-4PK
GX24q-3	26	5.2	97617	1PHA1	F26TBX/841/A/ECO	10	17,000	1,800	1,530	4100K	82	Vertical: 93300088 Horizontal: 93300087	801W93 801W92	LED11BG24-V/8SC/120-347-4PK LED11BG24-H/8SC/120-347-4PK
GX24q-3	32	5.5	97629	1PHA2	F32TBX/827/A/ECO	10	17,000	2,400	2,040	2700K	82	Vertical: 93312489 Horizontal: 93312525	830YC4 830YC5	LED18BG24-V/8SC/120-347 LED18BG24-H/8SC/120-347
GX24q-3	32	5.5	97630	1PHA3	F32TBX/830/A/ECO	10	17,000	2,400	2,040	3000K	82	Vertical: 93312489 Horizontal: 93312525	830YC4 830YC5	LED18BG24-V/8SC/120-347 LED18BG24-H/8SC/120-347
GX24q-3	32	5.5	97631	1PHA4	F32TBX/835/A/ECO	10	17,000	2,400	2,040	3500K	82	Vertical: 93312489 Horizontal: 93312525	830YC4 830YC5	LED18BG24-V/8SC/120-347 LED18BG24-H/8SC/120-347
GX24q-3	32	5.5	97632	1PHA5	F32TBX/841/A/ECO	10	17,000	2,400	2,040	4100K	82	Vertical: 93312489 Horizontal: 93312525	830YC4 830YC5	LED18BG24-V/8SC/120-347 LED18BG24-H/8SC/120-347
GX24q-4	42	6.4	97633	1PHA6	F42TBX/827/A/ECO	10	17,000	3,200	2,690	2700K	82	Vertical: 93312489 Horizontal: 93312525	830YC4 830YC5	LED18BG24-V/8SC/120-347 LED18BG24-H/8SC/120-347
GX24q-4	42	6.4	97634	1PHA7	F42TBX/830/A/ECO	10	17,000	3,200	2,690	3000K	82	Vertical: 93312489 Horizontal: 93312525	830YC4 830YC5	LED18BG24-V/8SC/120-347 LED18BG24-H/8SC/120-347
GX24q-4	42	6.4	97635	1PHA8	F42TBX/835/A/ECO	10	17,000	3,200	2,690	3500K	82	Vertical: 93312489 Horizontal: 93312525	830YC4 830YC5	LED18BG24-V/8SC/120-347 LED18BG24-H/8SC/120-347
GX24q-4	42	6.4	97636	1PHA9	F42TBX/841/A/ECO	10	17,000	3,200	2,690	4100K	82	Vertical: 93312489 Horizontal: 93312525	830YC4 830YC5	LED18BG24-V/8SC/120-347 LED18BG24-H/8SC/120-347

[1] Minimum order quantity = Carton Qty
Please note Current lamps are not for sale for use in Yukon Territory in Canada

Halogen Lighting offers unmatched quality of white light in compact sizes.

Reference Guide | Bulb Identification

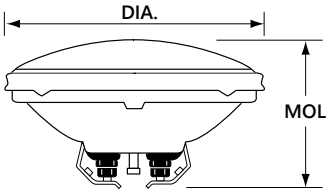

DIA. in.: Diameter of bulb at widest point.
MOL in.: Maximum Overall Length including base or pins.
LCL in.: Distance between the center of the filament and the Light Center Length reference plane.
Note: Lamp drawings are not drawn to scale. Be sure to check size and dimension information when identifying each lamp.

To convert inches to millimeters, multiply the dimension (in inches) by 25.4 (i.e. 1.5" x 25.4 = 38.1 mm).

Filament Identification

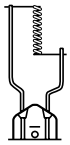
C-8
CC-8

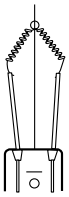
C-2V
CC-2V

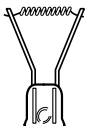
C-6
CC-6

C-8
CC-8

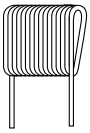
C-6
Oval

Base Identification (not drawn to scale)

2-Pin
(Round)
GX5.3

Can DC Bay

2-Pin
GY6.35

Recessed
Single Contact
R7s

Screw
Terminals


4" Leads

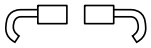
1" Ribbon
Leads

6" Flex
Leads

2-Pin
GU4

2-Pin
GU5.3

2-Pin
G4

Turn & Lock
GU7

GU10

G8

G9

2-Pin Pf

Min Screw
E10

DC Bay
BA15d

Min Cand
E11


Med Screw
E26


Mog Screw
E39

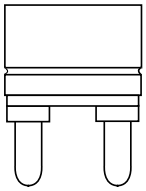
Mogul BiPost
G38

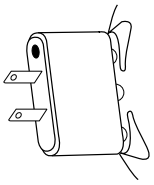
Ext. Mog
End Pr
GX16d

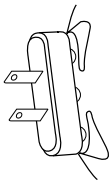
Mog End
Pr
GX16d

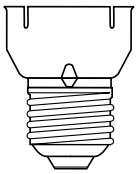
Med
Skirted
E26/50x39

Catalog Logic:

The following terms and descriptions can help you when checking Halogen lamp specifications and when ordering products. Within each product line, lamps are divided into families and listed by wattage.

Bulb Shape: followed by its size (the maximum diameter of the bulb expressed in eighths of an inch).

Base: The type of base

Watts: Energy used (as defined by FTC Lamp Label Rules). To estimate energy consumption (kWh), multiply watts x hours of use and divide by 1000.

Order Code: Use the order code when ordering to ensure that you receive the exact product you require.

Description: Lamp Model Description

Volts: Lamp data is based on operation at rated voltage

Carton Quantity: Number of lamps packed in a carton

Filament Design: Filaments are designated by a letter combination in which C is coiled wire filament, CC is a coiled wire that is itself wound into a larger coil and SR is straight ribbon filament. Numbers represent the type of filament-support arrangement.

MOL (in): Maximum Overall Length in inches

LCL (in): Distance between the center of the filament and the Light Center Length reference plane, in inches.

Rated Life (hours): Life (as defined by FTC Lamp Label Rules) is rated life in hours.

Initial Lumens: Lamp light output after the initial 100 hours of operation.

Color Temperature – Kelvins (K): A measure of the visual "warmth" or "coolness" of the light from the lamp. The higher the value, the whiter or "cooler" the light appears.

CBCP (Center beam Candlepower: For reflector-type lamps, Center Beam Candlepower is the intensity (candelas) at the center of maximum intensity of the beam. Used only for ConstantColor® CMH® Metal Halide Lamps

Additional Information: Typical application and/or other important information.

Bulb Shape	Base Type	Watts	Order Code	Description	Volts	Carton Qty	Filament Design	MOL (In)	LCL (In)	Rated Life (hrs*)	Lumens Initial	Color Temp.	CBCP	Additional Information
Standard MR16														
PAR36	Scrw Term	35	19877	35PAR36/H/FL30	12	12	C-6	2.75		4,000	250	3050K	900	Floodlight

35PAR36/H/FL30

- 35 – Identifies as lamp's wattage
- PAR36 – Identifies the lamp shape and the bulb diameter in eighths of inches
- H – Indentifies the lamp type (Halogen)
- FL – Indentifies beam angle type (Flood or Spot), code may also include base type or packaging information
- 30 – Beam Angle (30 = 30 degrees)

Specialty Lamps

Bulb Shape	Base Type	Watts	Order Code	Grainger Number	Description	Volts	Carton Qty[1]	Filament Design	MOL (In)	LCL (In)	Rated Life (hrs*)	Lumens Initial	Color Temp.	CBCP	Additional Information
Compact PAR36															
PAR36	Scrw Term	35	19877	**4V091**	35PAR36/H/FL30	12	12	C-6	2.75		4,000	250	3050K	900	Floodlight
Standard MR11															
MR11	2-Pin G4	20	30773	**1C736**	Q20MR11/NFL30	12	10	C-6	1.38		3,500		2900K	600	Soft White
Halogen G9															
T4	G9	25	16754	**10D909**	Q25G9/CD	120	5	CC-8	1.77	1.26	3,000	240	6250K		Carded
Halogen Double Contact Bayonet (BA15d)															
T4	BA15d	100	15508	**1E362**	Q100CL/DC	120	6	CC-8	2.44	1.38	2,000	1,600	2950K		Clear
	BA15d	150	43693	**2V702**	Q150CL/DC	120	6	CC-8	2.50	1.38	2,000	2,800	2950K		Clear
	BA15d	250	43697	**2V703**	Q250CL/DC	120	6	CC-8	3.00	1.63	2,000	5,000	2950K		Clear
Halogen Recessed Single Contact (R7s)															
T3	R7s	100	22489	**1G996**	Q100T3/CL/CD 5PK	210	60	C-8	3.13	1.25	1,500	1,650	2950K		Clear, Horizontal, Carded
	R7s	150	19378	**1E041**	Q150T3/CL/CD 5PK	120	60	C-8	3.13	1.25	1,500	2,400	2950K		Clear, Horizontal, Carded
T2.5	R7s	300	43703	**2V529**	Q300T3/CL-6PK	120	144	C-8	4.69	2.25	2,000	5,950	2950K		Clear, Horizontal
	R7s	500	23731	**2V384**	Q500T3/CL	120	12	C-8	4.69	2.25	2,000	11,100	3000K		Clear, Horizontal
	R7s	500	23733	**2V510**	Q500T3/CL	130/120	12	C-8	4.69	2.25	2,000	10,550	3000K		Clear, Horizontal

Bulb Shape	Base Type	Watts	Order Code	Grainger Number	Description	Volts	Carton Qty[1]	Filament Design	MOL (In)	LCL (In)	Rated Life (hrs*)	Lumens Initial	Color Temp.	Additional Information
Halogen Miniature Candelabra Screw (E11)														
T4	Mini-Cand	100	15507	**6V701**	Q100CL/MC	120	6	CC-8	2.81	1.38	2,000	1,600	2950K	Clear
T4	Mini-Cand	150	43694	**2V701**	Q150CL/MC	120	6	CC-8	3.00	1.38	2,000	2,800	2950K	Clear
	Mini-Cand	250	43699	**2V265**	Q250CL/MC	120	6	CC-8	3.16	1.63	2,000	5,000	2950K	Clear
	Mini-Cand	250	43700	**4V483**	Q250CL/MC	130/120	6	CC-8	3.16	1.63	2,000	5,000	2950K	Clear

[1] Minimum order quantity = Carton Qty
Please note Current lamps are not for sale for use in Yukon Territory in Canada

Incandescent Lighting is the familiar, dependable light source you've known for decades.

Reference Guide | Bulb Identification

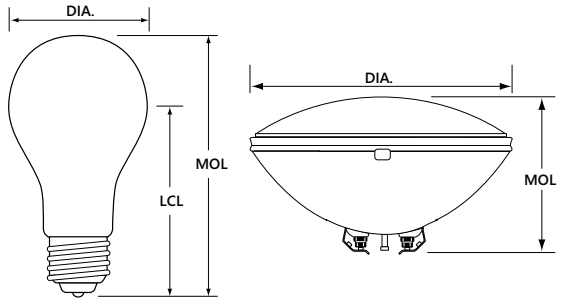

DIA: Diameter of bulb at widest point.

MOL: Maximum Overall Length including base or pins.

LCL: Distance between the center of the arc tube and the Light Center Length reference plane.

Note: Lamp drawings are not drawn to scale. Be sure to check size and dimension information when identifying each lamp.

To convert inches to millimeters, multiply the dimension (in inches) by 25.4 (i.e. 1.5" x 25.4 = 38.1 mm).

Filament Identification

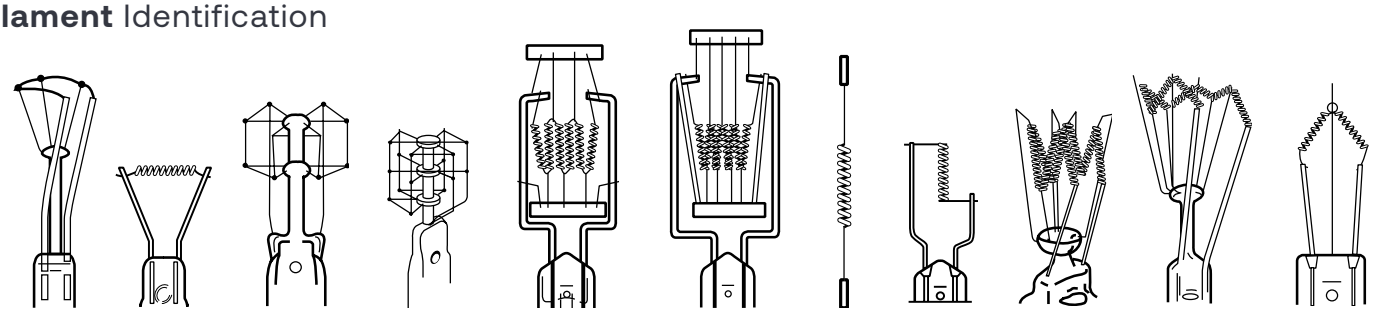

C-9 | C-6 CC-6 | C-17 | C-22 | C-13 | C-13D | C-8 CC-8 | C-8 CC-8 | C-5 | C-7A | C-2V CC-2V

Base Identification (not drawn to scale)

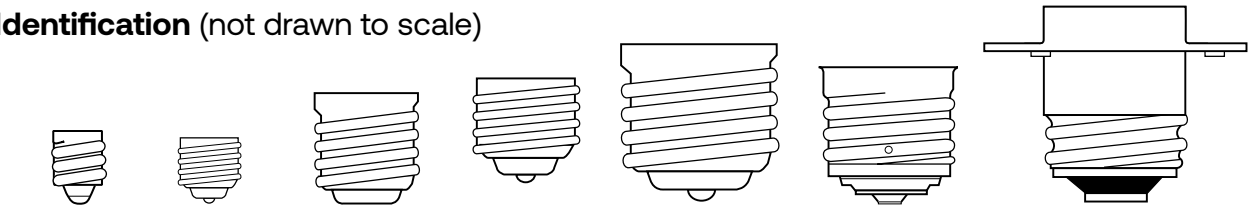

Cand Screw E12 | Intermediate E17 | 3 Contact Med E26 | Med Screw E26 | Mog Screw E39 | 3 Contact Mogul E39D | Mog Pf P40s

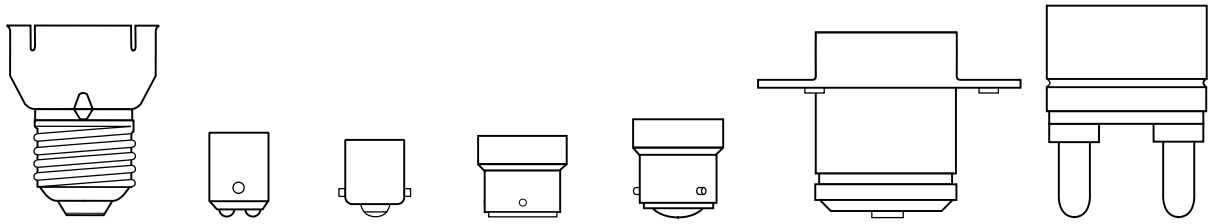

Med Skirt E26/50x39 | Can DC Bay | Can SC Bay B15 | 2-Lug Sleeve B22d | 3-Lug Sleeve B22-3 | Med Pf P28s | Mogul BiPost G38

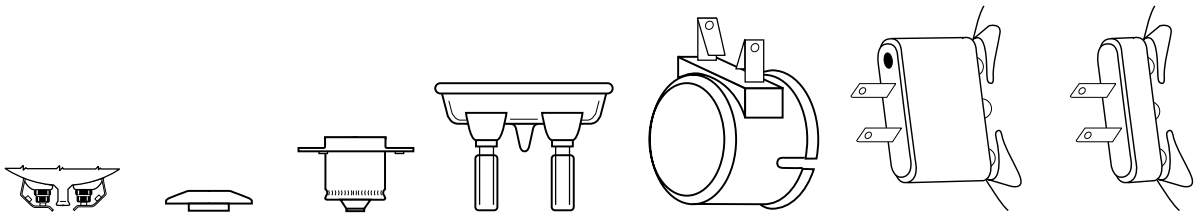

Screw Terminal | Disc Base | Single Contact Pf | Med BiPost | Med Side Pr | Ext. Mog End PR GX16d | Mog End PR GX16d

Lamp Drawings (not drawn to scale)

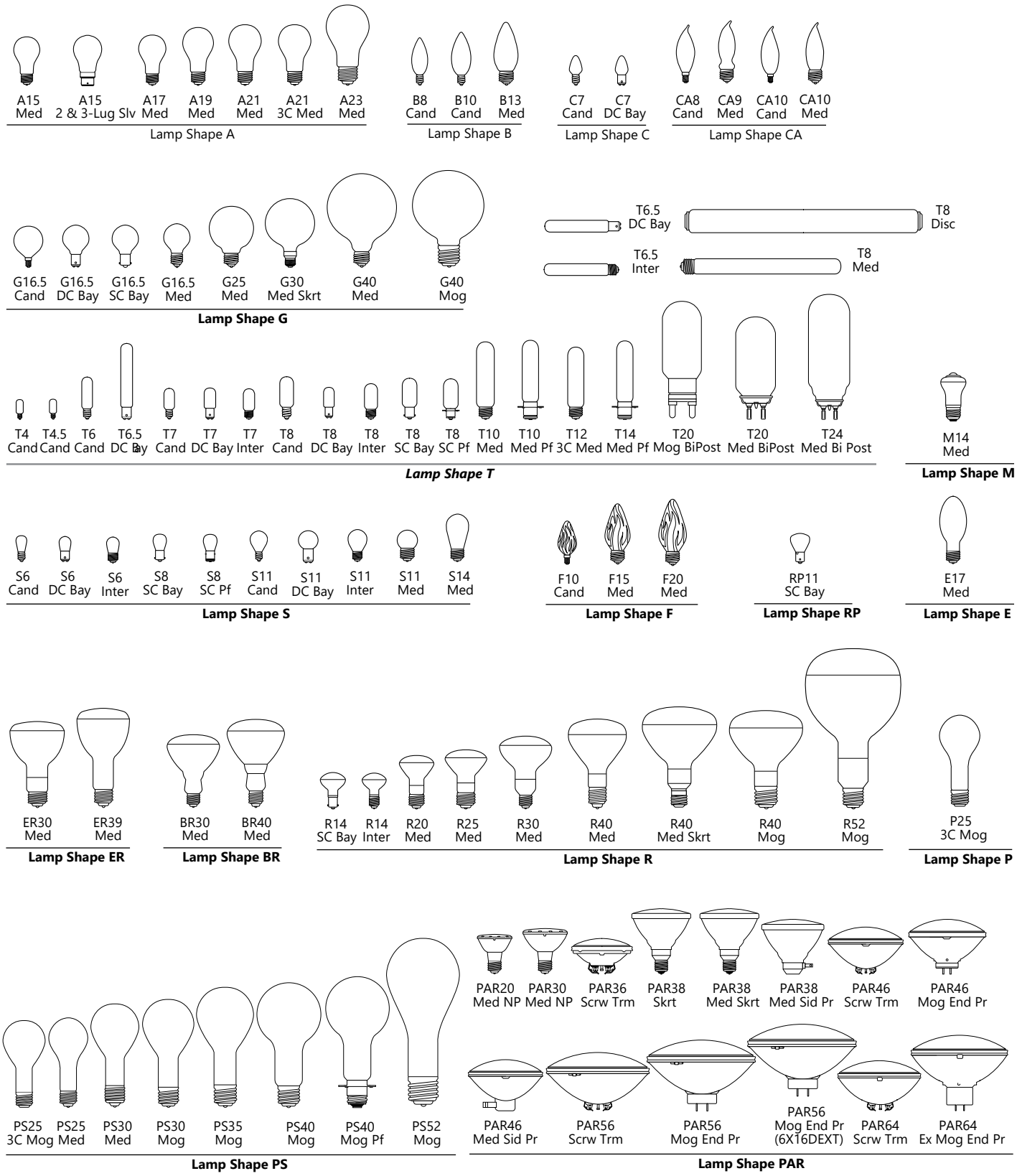

Catalog Logic:

The following terms and descriptions can help you when checking Incandescent lamp specifications and when ordering products. Within this product line, lamps are listed by wattage.

Bulb Shape: followed by its size (the maximum diameter of the bulb expressed in eighths of an inch).

Base: The type of base

Watts: Energy used (as defined by FTC Lamp Label Rules). To estimate energy consumption (kWh), multiply watts x hours of use and divide by 1000.

Order Code: Use the order code when ordering to ensure that you receive the exact product you require.

Description: Lamp Model Description

Volts: Lamp data is based on operation at rated voltage

Carton Quantity: Number of lamps packed in a carton

Filament Design: Filaments are designated by a letter combination in which C is coiled wire filament, CC is a coiled wire that is itself wound into a larger coil and SR is straight ribbon filament. Numbers represent the type of filament-support arrangement.

MOL (in): Maximum Overall Length in inches

Rated Life (hours): Life (as defined by FTC Lamp Label Rules) is rated life in hours.

Initial Lumens: Lamp light output after the initial 100 hours of operation.

Color Temperature – Kelvins (K): A measure of the visual "warmth" or "coolness" of the light from the lamp. The higher the value, the winter or "cooler" the light appears.

CBCP (Center beam Candlepower: For reflector-type lamps, Center Beam Candlepower is the intensity (candelas) at the center of maximum intensity of the beam. Used only for ConstantColor® CMH® Metal Halide Lamps

Additional Information: Typical application and/ or other important information.

LED Replacement: Current offers a wide range of LED replacement lamps. The LED lamp models are provided as general guidance. Often, there will be more than one LED Lamp that may be used to replace a Traditional lamp. For Traditional lamps that operated off a ballast, the ballast bypass (UL Type B) LED option is given unless otherwise noted. The application should be considered when selecting an LED replacement lamp. Sometimes, Traditional lamps do not have a suitable LED replacement due to special application considerations, such as very high heat. Contact Current for additional guidance if the appropriate LED solution is unclear.

Bulb Shape	Base Type	Watts	Order Code	Description	Volts	Car-ton Qty	Filament Design	MOL (In)	LCL (In)	Rated Life (hrs*)	Lumens Initial	Color Temp	CBCP	Additional Information	LED Replacement Order Code	LED Replacement Description
3-8 Watts																
S6	Cand	3	11098	3S6/5 24PK	130	24	C-7A	1.87	1.37	3,000	11			Clear-Indicator		

15A/W-2PK

- 15 — Identifies as lamp's wattage
- A — Identifies the lamp shape and the bulb diameter in eighths of inches
- W — Finish (CL = Clear, W = White)
- 2PK — 2PK = Inner carton of 2 lamps (Smallest unit of sale downstream)

Incandescent Lamps

Bulb Shape	Base Type	Watts	Order Code	Grainger Number	Description	Volts	Carton Qty[1]	Filament Design	MOL (In)	LCL (In)	Rated Life (hrs*)	Lumens Initial	Color Temp	CBCP	Additional Information	LED Replacement Order Code	LED Replacement Grainger Number	LED Replacement Description
3-8 Watts																		
S6	Cand	3	11098	**4V746**	3S6/5 24PK	130	24	C-7A	1.87	1.37	3,000	11			Clear-Indicator			
	Cand	6	11374	**4V753**	6S6 155	155	240	C-7A	1.87	1.37	1,500	38			Clear-Indicator			
T4.5	Cand	6	11764	**4V766**	6T41/2/1	130	100	C-7A	1.87	1.31	1,500	42			Clear-Indicator			
15 Watts																		
A15	Med	15	97491	**1CWY4**	15A/W-2PK	120	24	C-9	3.50	2.37	2,500	110			Soft-White	**93142810**	**5V211**	**LED4DFA15-W-2PK**
S11	DC Bay	15	13188	**5V273**	15S11/3DC	75	120	C-9	2.37	1.25	1,000	138			Clear-Train			
T6	Cand	15	13402	**4V450**	15T6	145	60	C-7A	3.06	1.56	1,500	102			Clear-Exit			
T7	Cand	15	13494	**4V820**	15T7C	120	120	C-7A	2.25	1.50	3,000	108			Clear-Appliance			
18 Watts																		
S11	BA15s	18	13655	**5V284**	18S11/1SC	10	120	CC-6	2.37	1.25	2,000	200			Clear-Railway			
20 Watts																		
T6.5	DC Bay	20	34241	**4V996**	20T61/2DC/F	120	60	C-8	5.56		5,000	90			Frost-Exit Light			
T6.5	Inter	20	34272	**4V479**	20T61/2/F	120	60	C-8	5.50		7,000	90			Frost-Exit Light			
25 Watts																		
T7	DC Bay	25	14741	**4V460**	25T7DC	120	60	C-7A	2.25	1.31	1,000	195			Clear-Appliance			
T7	Inter	25	14791	**4V645**	25T7N	120	60	C-7A	2.25	1.56	1,000	195			Clear-Appliance			
T10	Med	25	14880	**4V461**	25T10 24PK	120	192	C-8	5.60		1,000	250			Clear-Display Light			
B10	Med	25	22756	**3VA47**	25BM CD2	120	60	C-7A	4.62		1,500	170	2500K		Clear, Blunt Tip	**93142811**	**818F45**	**LED4DFBM-C-2PK**
CA10	Cand	25	40045	**1C514**	25CAC/L	120	120	CC-2V	4.12		4,000	210	2500K		Clear, Bent Tip	**93142792**	**818F53**	**LED3DFCAC-C-2PK**
40 Watts																		
A15	Med	40	15206	**5V755**	40A15 CARD 12PK	120	60	C-9	3.50	2.37	1,500	415	2600K		Clear-Oven Light	**93142809**	**818F87**	**LED4DFA15-C-2PK**
50 Watts																		
A19	Med	50	16201	**5V310**	50A19/RS/SH	75	120	C-9	3.87	2.50	1,000	500			Train/Rough Service			
200 Watts																		
A21	Med	200	16069	**6V137**	200A/CL-1 12PK	120	12	CC-8	5.37	4.06	750	3,780	2900K		Crystal	**93309226**		**LED23A21/827**
PAR56	Scrw Term	200	20122	**5V123**	200PAR	30	12	CC-8	4.50		350			230,000	Locomotive			
250 Watts																		
R40	Med	250	37770	**4V673**	250R40/1 6PK	120	30	C-9	6.56		5,000	2,200			Heat Lamp			
300 Watts																		
PS25	Med	300 / 266	73788		300M/130V-PK6	130/120	6	CC-8	6.93	4.92	750 / 1,950	6,120 / 4,650			Clear	**93303384**	**801W96**	**LED/LC/ED17/7SC**
PS35	Mog Screw	300	21025	**5V051**	300	130	24	C-9	9.37	7.00	1,000	5,820			Clear	**93303384**	**801W96**	**LED/LC/ED17/7SC**
	Mog Screw	300	21079	**5V054**	300/IF	130	24	C-9	9.37	7.00	1,000	5,820			Inside Frost	**93303384**	**801W96**	**LED/LC/ED17/7SC**
	Mog Screw	300	20849	**4V499**	300PAR56/WFL	120	12	CC-13	5		2,000	3,840	2750K	11,000	Wide Flood			
350 Watts																		
PAR56	Scrw Term	350	19866	**1K441**	350PAR56/SP	75	12	CC-8	4.50		500	6,200			Locomotive			
375 Watts																		
R40	Med Skirt	375	21334	**5V211**	375R40/1	115	24	C-9	7.50		5,000	2,700		1,170	Infrared Reflector			

[1] Minimum order quantity = Carton Qty
Please note Current lamps are not for sale for use in Yukon Territory in Canada

Ballasts

Understanding **Fluorescent Ballasts**

GE introduced the first fluorescent ballast more than 70 years ago. Today, Current is providing high-frequency electronic GE Lamp ballasts for almost every fluorescent application.

With our UltraMax® and UltraStart® ballasts, we are bringing you the future in ballast performance.

Current's UltraMax® instant-start and UltraStart® programmed start electronic ballasts transform the power of light into efficiency and savings from store shelves to the installation site. The foundation of the "Ultra" family of ballasts starts with its high efficiency ratings. High efficiency ballasts are a minimum of 90% efficiency with some ballasts nearly 95% efficient which means the ballast only consumes 5-10% of the total system power. These high efficiency ballasts exceed minimum high efficiency standards as established by almost all energy advocate groups, utility rebate programs and the NEMA Premium® ballast program. The ballasts are marked with the Ultra brand as well as the NEMA Premium® ballast mark. These ballasts have multi-voltage control (MVC), which automatically adjusts to handle voltage from 120V through 277V. That cuts the ballast models you need to stock from 40 down to 13, which can dramatically reduce inventory carrying costs. UltraMax® ballasts have ArcGuard Protection, too, with a UL Type CC Anti-Arc Rating. Plus, they're ultra-lamp-friendly, with a low lamp current crest factor of 1.4 for optimal lamp performance. Both UltraMax® and UltraStart® have anti-striation control for better light quality with no lamp striations (spiraling). And the small, low-profile design of these ballasts makes retrofits effortless at the job site. Also unique to our programmed start UltraStart® ballasts is parallel lamp operation which means that if one lamp fails the others remain on and quick starting times of less than 700 milliseconds which is necessary in avoiding delays with automatic sensors.

Fluorescent Ballast Types

Electronic Instant Start

The most common fluorescent ballast is the instant start and is used typically in long 3 to 10-hour lamp cycle applications. These ballasts are energy efficient and can deliver 20% to 40% energy savings when installed with energy-efficient lamps in building retrofits. These ballasts deliver >550 open circuit volts when starting lamps and operate lamps at high frequencies which offers flicker-free operation and better lamp efficiencies. The ballasts are significantly quieter than conventional magnetic ballasts and are backed by Current Lighting's system 5-year ballast limited warranty and extended lamp warranties.

UltraMax® Professional Series
A family of high-efficiency T8 instant-start electronic linear fluorescent ballasts designed to optimize T8 lamps for optimal system energy savings. UltraMax® ballasts have a low lamp current crest factor and virtually "read" and adapt to incoming voltage from 108V to 305V. Other features include UL Type CC Anti-Arc Rating and anti-striation control to eliminate lamp striations and spiraling. These ballasts are offered in ballast factors: low wattage (.77), normal light (.87), normal-high (N+) (1.0) and high (>1.15).

UltraMax® General Series
Offered in dedicated or multi-volt (120-277V), these high performance T8 instant-start ballasts also meet minimum efficiency requirements as established with the NEMA Premium® ballast program. These ballasts are offered in ballast factors: low wattage (.77), normal light (.87) and high (>1.15).

Programmed Start

Programmed Start electronic ballasts have a lamp starting method that preheats lamp filaments before applying an open circuit voltage (OCV) to start the lamp. Use Programmed Start ballasts to ensure long lamp life when turning lamps on and off more than five times in a day or in conjunction with any automatic light control or sensor. This type of starting circuit keeps lamp-end blackening to a minimum and improves lamp life performance, especially in applications where the lamps are frequently switched on and off.

UltraStart®

UltraStart® is a family of high-efficiency Programmed Start electronic linear fluorescent ballasts that also exceed NEMA Premium® ballast efficiency requirements but are designed to optimize T8 lamps in frequently switched applications. Instant start ballasts provide 7,000-13,000 starts before 50% lamp failure. UltraStart® provides greater than 100,000 starts before 50% lamp failure. UltraStart® ballasts provide the same energy savings and convenience of instant start ballasts but with the longer lamp life offered a programmed start ballast. These ballasts are offered in ballast factors: programmed start x-low wattage (XL) (.60), low wattage (.71), normal light (.87) and high (>1.15).

Ballast Date Codes

Date Code

Electronic ballast manufacturing date codes are located on the upper right-hand corner of the label. The code lists the month, year and day of manufacture. A typical code is C16-073, where the month is listed as A (January), B (February), C (March) as in this code followed by the year 16 (2016) and the date of manufacture 073 (the 73rd day of 2016).

Ballast Life

Electronic ballasts are designed and manufactured to an average life expectancy of 60,000 hours of operation at maximum rated case temperatures. As a rule of thumb, ballast life is doubled for every 10C reduction in ballast case temperature. However there are other variables such as transients, voltage sags and swells, ambient temperature, etc., which affect ballast life as well.

Instant Start vs. Rapid Start Sockets

When using programmed start or dimming ballasts in fixtures, sockets must be 2-pin rapid start type. Fixtures with T8 instant start ballasts must use jumpered rapid start sockets or shunted lamp holders (internal to the lamp holder) that bridge the lamp bi-pins together into one contact on each side of the lamp. If retrofitting from a instant start ballast fixture with shunted sockets to a dimming or programmed start ballast, rapid start type sockets must be used to properly start lamps and maintain rated lamp life.

73190 – GE232MAXP-H/ULTRA

UltraMax® P-Series Instant Start Multi-Voltage High-Efficiency

2 or 1 – F32T8 120 to 277 "H" 1.18 BF UltraMax® P

- T8 Instant Start Ballasts For F17 (2ft), F25 (3ft), F32 (4ft), F40 (5ft) Lamps
- Energy-saving high-efficiency instant-start electronic ballast (>90%)
- Multi-voltage technology handles voltage from 120 to 277V
- UL Type CC Rating provides protection against arcing in electrical devices
- Anti-striation control for better light quality
- UL 55°C Ambient Temperature rating
- Cold temperature -22°F Minimum Starting Temperature

Order Code	Grainger Number
73190	5GVA9

General Characteristics	
Ballast Type	Electronic – High-Efficiency Multivolt Instant Start
Starting Method	Instant Start
Lamp Wiring	Parallel
Line Voltage Regulation(+/-)	10%
Ambient Temperature (MAX)	55°C (131°F)
Case Temperature (MAX)	90°C (194°F)
Ballast Factor	High
Power Factor Correction	Active
Sound Rating	A (20-24 decibels)
Enclosure Type	Metal
Additional Info	Anti-striation control, Auto-restart, Inherently Thermally Protected, UL Class P

Electrical Characteristics	
Supply Current Frequency	50 Hz/60 Hz

Dimensions	
Length (L)	9.5 in (241 mm)
Width (W)	1.3 in (33 mm)
Height (H)	1.0 in (25.4 mm)
Mounting Dimensions	
Mount Length (M)	8.9 in (226 mm)
Mount Width (X or F)	0.87 in (22 mm)
Mount Slots (MS)	0.3 in (8 mm)
Weight	0.7 lbs
Exit Type	Side
Remote Mounting Distance to Lamp (F32T8)	18 ft
Remote Mounting Wire Gauge	18 AWG
Lead Lengths	
Black	25 in (635 mm)
White	25 in (635 mm)
Blue	31 in (787 mm)
Red	37 in (940 mm)

Specifications and lamp wattage

Lamp	# of Lamps	Line Volts (V)	System Watts (W)	Nom. Line Current (A)	System Ballast Factor	Ballast Efficacy Factor	Power Factor % (>=)	Crest Factor (<=)	THD% (<=)	Min Starting Temp (°F/°C)
F32T8	2	120	74	0.62	1.19	1.61	99	1.5	10	-22/-30
	2	277	73	0.26	1.19	1.63	98	1.5	10	-22/-30
	1	120	47	0.40	1.38	2.94	99	1.5	10	-22/-30
	1	277	46	0.18	1.38	3.00	96	1.5	20	-22/-30
F32T8/WM	2	120	70	0.59	1.16	1.66	99	1.5	10	-22/-30
	2	277	69	0.26	1.16	1.68	98	1.5	10	-22/-30
	1	120	43	0.37	1.37	3.19	99	1.5	10	-22/-30
	1	277	43	0.17	1.37	3.19	95	1.5	15	-22/-30
F28T8	2	120	65	0.55	1.14	1.75	99	1.5	10	-22/-30
	2	277	64	0.24	1.14	1.78	97	1.5	10	-22/-30
	1	120	40	0.34	1.34	3.35	99	1.5	10	-22/-30
	1	277	41	0.16	1.34	3.27	94	1.5	20	-22/-30
F32T8/25W	2	120	60	0.51	1.16	1.93	99	1.5	10	-22/-30
	2	277	60	0.22	1.16	1.93	97	1.5	15	-22/-30
	1	120	38	0.32	1.37	3.60	99	1.5	15	-22/-30
	1	277	38	0.15	1.37	3.60	94	1.5	20	-22/-30
F25T8	2	120	62	0.52	1.17	1.87	99	1.5	10	-22/-30
	2	277	61	0.22	1.17	1.90	97	1.5	15	-22/-30
	1	120	38	0.32	1.37	3.61	99	1.5	15	-22/-30
	1	277	38	0.15	1.37	3.61	94	1.5	20	-22/-30
F17T8	2	120	41	0.36	1.02	2.85	99	1.5	10	-22/-30
	2	277	41	0.17	1.02	2.85	95	1.5	20	-22/-30
	1	120	26	0.23	1.21	5.27	99	1.5	15	-22/-30
	1	277	27	0.12	1.21	5.07	90	1.5	20	-22/-30
FE15T8	2	120	32	0.29	1.02	3.19	99	1.5	15	-22/-30
	2	277	33	0.14	1.02	3.09	93	1.5	20	-22/-30
	1	120	23	0.19	1.21	5.26	98	1.5	15	-22/-30
	1	277	22	0.10	1.21	5.50	87	1.5	20	-22/-30
F40T8	1	120	56	0.46	.66	1.18	99	1.5	10	-22/-30
	1	277	55	0.21	.66	1.20	94	1.5	15	-22/-30
F25T12	2	120	64	0.54	1.11	1.73	99	1.5	10	0/-18
	2	277	63	0.24	1.11	1.76	97	1.5	10	0/-18
	1	120	40	0.35	1.36	3.40	99	1.5	10	0/-18
	1	277	40	0.16	1.36	3.40	94	1.5	15	0/-18

Safety and Performance

UL Class P · UL Type 1 Outdoor · UL Type CC · UL Type HL · FCC – CLASS A Non-Consumer

72266 – GE232MAXP-N/ULTRA

UltraMax® P-Series Instant Start Multi-Voltage High-Efficiency

2 or 1 – F32T8 120 to 277 "N" .87 BF UltraMax® P

- T8 Instant Start Ballasts For F17 (2ft), F25 (3ft), F32 (4ft), F40 (5ft) Lamps
- Energy-saving high-efficiency instant-start electronic ballast (>90%)
- Multi-voltage technology handles voltage from 120 to 277V
- UL Type CC Rating provides protection against arcing in electrical devices
- Anti-striation control for better light quality
- UL 55°C Ambient Temperature rating
- Cold temperature -22°F Minimum Starting Temperature

Order Code	Grainger Number
72266	2VEW8

General Characteristics	
Ballast Type	Electronic – High-Efficiency Multivolt Instant Start
Starting Method	Instant Start
Lamp Wiring	Parallel
Line Voltage Regulation(+/-)	10%
Ambient Temperature (MAX)	55°C (131°F)
Case Temperature (MAX)	70°C (158°F)
Ballast Factor	Normal
Power Factor Correction	Active
Sound Rating	A (20-24 decibels)
Enclosure Type	Metal
Additional Info	Anti-striation control, Auto-restart, Inherently Thermally Protected, UL Class P

Electrical Characteristics	
Supply Current Frequency	50 Hz/60 Hz

Dimensions	
Length (L)	9.5 in (241 mm)
Width (W)	1.3 in (33 mm)
Height (H)	1.0 in (25.4 mm)
Mounting Dimensions	
Mount Length (M)	8.9 in (226 mm)
Mount Width (X or F)	0.87 in (22 mm)
Mount Slots (MS)	0.3 in (8 mm)
Weight	0.7 lbs
Exit Type	Side
Remote Mounting Distance to Lamp (F32T8)	18 ft
Remote Mounting Wire Gauge	18 AWG
Lead Lengths	
Black	25 in (635 mm)
White	25 in (635 mm)
Blue	31 in (787 mm)
Red	37 in (940 mm)

Specifications and lamp wattage

Lamp	# of Lamps	Line Volts (V)	System Watts (W)	Nom. Line Current (A)	System Ballast Factor	Ballast Efficacy Factor	Power Factor % (>=)	Crest Factor (<=)	THD% (<=)	Min Starting Temp (°F/°C)
F32T8	2	120	54	0.47	.88	1.63	99	1.5	10	-22/-30
	2	277	53	0.20	.88	1.66	98	1.5	10	-22/-30
	1	120	31	0.26	1.08	3.48	99	1.5	10	-22/-30
	1	277	31	0.12	1.08	3.48	96	1.5	10	-22/-30
F32T8/WM	2	120	52	0.44	.87	1.67	99	1.5	10	-22/-30
	2	277	51	0.19	.87	1.71	98	1.5	10	-22/-30
	1	120	29	0.25	1.07	3.69	99	1.5	10	-22/-30
	1	277	29	0.12	1.07	3.69	96	1.5	10	-22/-30
F28T8	2	120	48	0.40	.85	1.77	99	1.5	10	-22/-30
	2	277	47	0.17	.85	1.81	98	1.5	10	-22/-30
	1	120	27	0.24	1.05	3.89	99	1.5	10	-22/-30
	1	277	27	0.11	1.05	3.89	95	1.5	10	-22/-30
F32T8/25W	2	120	44	0.37	.87	1.98	99	1.5	10	-22/-30
	2	277	43	0.16	.87	2.02	98	1.5	10	-22/-30
	1	120	25	0.23	.87	3.48	99	1.5	10	-22/-30
	1	277	25	0.10	.87	3.48	94	1.5	10	-22/-30
F25T8	2	120	44	0.38	.87	1.98	99	1.5	10	-22/-30
	2	277	44	0.16	.87	1.98	98	1.5	10	-22/-30
	1	120	26	0.23	1.09	4.19	99	1.5	10	-22/-30
	1	277	26	0.11	1.09	4.19	94	1.5	10	-22/-30
F17T8	2	120	31	0.27	.88	2.84	99	1.5	10	-22/-30
	2	277	31	0.12	.88	2.84	96	1.5	10	-22/-30
	1	120	19	0.17	1.09	5.74	99	1.5	10	-22/-30
	1	277	19	0.08	1.09	5.74	90	1.5	20	-22/-30
FE15T8	2	120	25	0.21	.91	3.64	99	1.5	10	-22/-30
	2	277	25	0.10	.91	3.64	93	1.5	15	-22/-30
	1	120	16	0.14	.91	5.69	98	1.5	10	-22/-30
	1	277	16	0.07	.91	5.69	88	1.5	15	-22/-30
F25T12	2	120	46	0.39	.93	2.02	99	1.5	10	0/-18
	2	277	46	0.17	.93	2.02	98	1.5	10	0/-18
	1	120	27	0.24	.93	3.44	99	1.5	10	0/-18
	1	277	27	0.11	.93	3.44	95	1.5	10	0/-18

Safety and Performance

UL Class P · UL Type 1 Outdoor · UL Type CC · UL Type HL · FCC – CLASS A Non-Consumer

72262 – GE232MAXP-L/ULTRA

UltraMax® P-Series Instant Start Multi-Voltage High-Efficiency

2 or 1 – F32T8 120 to 277 "L" .77 BF UltraMax® P

- T8 Instant Start Ballasts For F17 (2ft), F25 (3ft), F32 (4ft), F40 (5ft) Lamps
- Energy-saving high-efficiency instant-start electronic ballast (>90%)
- Multi-voltage technology handles voltage from 120 to 277V
- UL Type CC Rating provides protection against arcing in electrical devices
- Anti-striation control for better light quality
- UL 55°C Ambient Temperature rating
- Cold temperature -22°F Minimum Starting Temperature

Order Code	Grainger Number
72262	2VEW7

General Characteristics	
Ballast Type	Electronic – High-Efficiency Multivolt Instant Start
Starting Method	Instant Start
Lamp Wiring	Parallel
Line Voltage Regulation(+/-)	10%
Ambient Temperature (MAX)	55°C (131°F)
Case Temperature (MAX)	70°C (158°F)
Ballast Factor	Low
Power Factor Correction	Active
Sound Rating	A (20-24 decibels)
Enclosure Type	Metal
Additional Info	Anti-striation control, Auto-restart, Inherently Thermally Protected, UL Class P

Electrical Characteristics	
Supply Current Frequency	50 Hz/60 Hz

Dimensions	
Length (L)	9.5 in (241 mm)
Width (W)	1.3 in (33 mm)
Height (H)	1.0 in (25.4 mm)
Mounting Dimensions	
Mount Length (M)	8.9 in (226 mm)
Mount Width (X or F)	0.87 in (22 mm)
Mount Slots (MS)	0.3 in (8 mm)
Weight	0.7 lbs
Exit Type	Side
Remote Mounting Distance to Lamp (F32T8)	18 ft
Remote Mounting Wire Gauge	18 AWG
Lead Lengths	
Black	25 in (635 mm)
White	25 in (635 mm)
Blue	31 in (787 mm)
Red	37 in (940 mm)

Specifications and lamp wattage

Lamp	# of Lamps	Line Volts (V)	System Watts (W)	Nom. Line Current (A)	System Ballast Factor	Ballast Efficacy Factor	Power Factor % (>=)	Crest Factor (<=)	THD% (<=)	Min Starting Temp (°F/°C)
F32T8	2	120	48	0.42	.78	1.63	99	1.5	10	-22/-30
	2	277	48	0.19	.78	1.63	98	1.5	10	-22/-30
	1	120	30	0.24	.96	3.20	99	1.5	10	-22/-30
	1	277	30	0.11	.96	3.20	95	1.5	10	-22/-30
F32T8/WM	2	120	46	0.39	.77	1.67	99	1.5	10	-22/-30
	2	277	46	0.17	.77	1.67	98	1.5	10	-22/-30
	1	120	28	0.22	.77	2.75	99	1.5	10	-22/-30
	1	277	28	0.11	.77	2.75	94	1.5	10	-22/-30
F28T8	2	120	43	0.36	.77	1.79	99	1.5	10	-22/-30
	2	277	42	0.16	.77	1.83	97	1.5	10	-22/-30
	1	120	26	0.21	.77	2.96	99	1.5	10	-22/-30
	1	277	26	0.10	.77	2.96	94	1.5	10	-22/-30
F32T8/25W	2	120	39	0.33	.78	2.00	99	1.5	10	-22/-30
	2	277	39	0.15	.78	2.00	96	1.5	10	-22/-30
	1	120	22	0.18	.78	3.55	98	1.5	10	-22/-30
	1	277	22	0.09	.78	3.55	93	1.5	10	-22/-30
F25T8	2	120	40	0.34	.78	1.95	99	1.5	10	-22/-30
	2	277	40	0.15	.78	1.95	96	1.5	10	-22/-30
	1	120	23	0.21	.96	4.17	99	1.5	10	-22/-30
	1	277	24	0.10	.96	4.00	93	1.5	15	-22/-30
F17T8	2	120	28	0.24	.79	2.82	99	1.5	10	-22/-30
	2	277	29	0.11	.79	2.72	94	1.5	10	-22/-30
	1	120	17	0.18	.98	5.76	99	1.5	10	-22/-30
	1	277	18	0.08	.98	5.44	90	1.5	10	-22/-30
FE15T8	2	120	23	0.20	.78	3.39	99	1.5	10	-22/-30
	2	277	23	0.10	.78	3.39	91	1.5	15	-22/-30
	1	120	14	0.13	.78	5.57	99	1.5	10	-22/-30
	1	277	15	0.07	.78	5.20	87	1.5	10	-22/-30
F25T12	2	120	42	0.35	.80	1.90	99	1.5	10	0/-18
	2	277	41	0.15	.80	1.95	97	1.5	10	0/-18
	1	120	24	0.21	.80	3.33	99	1.5	10	0/-18
	1	277	24	0.10	.80	3.33	95	1.5	10	0/-18

Safety and Performance

UL Class P · UL Type 1 Outdoor · UL Type CC · UL Type HL · FCC – CLASS A Non-Consumer

71723 – GE432MAXP-H/ULTRA

UltraMax® P-Series Instant Start Multi-Voltage High-Efficiency

4 or 3 – F32T8 120 to 277 "H" 1.18 BF UltraMax® P

- T8 Instant Start Ballasts For F17 (2ft), F25 (3ft), F32 (4ft), F40 (5ft) Lamps
- Energy-saving high-efficiency instant-start electronic ballast (>90%)
- Multi-voltage technology handles voltage from 120 to 277V
- UL Type CC Rating provides protection against arcing in electrical devices
- Anti-striation control for better light quality
- UL 55°C Ambient Temperature rating
- Cold temperature -22°F Minimum Starting Temperature

Order Code	Grainger Number
71723	2XKW6

General Characteristics	
Ballast Type	Electronic – High-Efficiency Multivolt Instant Start
Starting Method	Instant Start
Lamp Wiring	Parallel
Line Voltage Regulation(+/-)	10%
Ambient Temperature (MAX)	55°C (131°F)
Case Temperature (MAX)	90°C (194°F)
Ballast Factor	High
Power Factor Correction	Active
Sound Rating	A (20-24 decibels)
Enclosure Type	Metal
Additional Info	Anti-striation control, Auto-restart, Inherently Thermally Protected, UL Class P

Electrical Characteristics	
Supply Current Frequency	50 Hz/60 Hz

Dimensions	
Length (L)	9.5 in (241 mm)
Width (W)	1.7 in (43 mm)
Height (H)	1.18 in (30 mm)
Mounting Dimensions	
Mount Length (M)	8.9 in (226 mm)
Mount Width (X or F)	1.05 in (27 mm)
Mount Slots (MS)	0.3 in (8 mm)
Weight	1.4 lbs
Exit Type	Side
Remote Mounting Distance to Lamp (F32T8)	18 ft
Remote Mounting Wire Gauge	18 AWG
Lead Lengths	
Black	25 in (635 mm)
White	25 in (635 mm)
Blue	31 in (787 mm)
Red	39 in (991 mm)

Specifications and lamp wattage

Lamp	# of Lamps	Line Volts (V)	System Watts (W)	Nom. Line Current (A)	System Ballast Factor	Ballast Efficacy Factor	Power Factor % (>=)	Crest Factor (<=)	THD% (<=)	Min Starting Temp (°F/°C)
F32T8	4	120	148	1.30	1.18	.80	99	1.4	10	-22/-30
	4	277	146	0.55	1.18	.81	98	1.4	10	-22/-30
	3	120	119	1.07	1.28	1.08	99	1.4	10	-22/-30
	3	277	117	0.46	1.28	1.09	97	1.4	15	-22/-30
F32T8/WM	4	120	139	1.21	1.18	.85	99	1.4	10	50/10
	4	277	136	0.51	1.18	.87	97	1.4	10	50/10
	3	120	113	0.99	1.25	1.11	99	1.4	10	50/10
	3	277	112	0.41	1.25	1.12	97	1.4	16	50/10
F28T8	4	120	127	1.10	1.18	.93	99	1.4	10	50/10
	4	277	125	0.48	1.18	.94	98	1.4	10	50/10
	3	120	105	0.91	1.24	1.18	99	1.4	10	50/10
	3	277	102	0.40	1.24	1.22	97	1.4	16	50/10
F32T8/25W	4	120	120	1.06	1.18	.98	99	1.4	10	60/16
	4	277	116	0.45	1.18	1.02	98	1.4	10	60/16
	3	120	99	0.88	1.24	1.25	99	1.4	10	60/16
	3	277	95	0.38	1.24	1.31	97	1.4	10	60/16
F25T8	4	120	119	0.45	1.16	.97	97	1.4	10	-22/-30
	4	277	121	1.06	1.16	.96	99	1.4	10	-22/-30
	3	120	101	0.87	1.27	1.26	99	1.4	10	-22/-30
	3	277	100	0.38	1.27	1.27	96	1.4	17	-22/-30
F17T8	4	120	79	0.62	1.16	1.47	99	1.4	10	-22/-30
	4	277	78	0.31	1.16	1.49	96	1.4	10	-22/-30
	3	120	62	0.57	1.25	2.02	99	1.4	10	-22/-30
	3	277	62	0.27	1.25	2.02	95	1.4	21	-22/-30
FE15T8	4	120	62	0.54	1.03	1.66	99	1.4	10	0/-18
	4	277	62	0.26	1.03	1.66	95	1.4	20	0/-18
	3	120	51	0.45	1.12	2.20	99	1.4	10	0/-18
	3	277	52	0.22	1.12	2.15	92	1.4	20	0/-18
F40T8	3	120	146	1.27	1.22	.84	99	1.4	10	-22/-30
	3	277	142	0.54	1.22	.86	97	1.4	14	-22/-30
F25T12	4	120	125	1.10	1.11	.89	99	1.4	10	0/-18
	4	277	122	0.47	1.11	.91	97	1.4	14	0/-18
	3	120	101	0.90	1.22	1.21	99	1.4	10	0/-18
	3	277	100	0.39	1.22	1.22	97	1.4	17	0/-18

Safety and Performance

UL Class P · UL Type 1 Outdoor · UL Type CC · UL Type HL · FCC – CLASS A Non-Consumer

78627 – GE432MAXP-N/ULTRA

UltraMax® P-Series Instant Start Multi-Voltage High-Efficiency

4 or 3 – F32T8 120 to 277 "N" .87 BF UltraMax® P

- T8 Instant Start Ballasts For F17 (2ft), F25 (3ft), F32 (4ft), F40 (5ft) Lamps
- Energy-saving high-efficiency instant-start electronic ballast (>90%)
- Multi-voltage technology handles voltage from 120 to 277V
- UL Type CC Rating provides protection against arcing in electrical devices
- Anti-striation control for better light quality
- UL 55°C Ambient Temperature rating
- Cold temperature -22°F Minimum Starting Temperature

Order Code	Grainger Number
78627	5GVC4

General Characteristics	
Ballast Type	Electronic – High-Efficiency Multivolt Instant Start
Starting Method	Instant Start
Lamp Wiring	Parallel
Line Voltage Regulation(+/-)	10%
Ambient Temperature (MAX)	55°C (131°F)
Case Temperature (MAX)	70°C (158°F)
Ballast Factor	Normal
Power Factor Correction	Active
Sound Rating	A (20-24 decibels)
Enclosure Type	Metal
Additional Info	Anti-striation control, Auto-restart, Inherently Thermally Protected, UL Class P

Electrical Characteristics	
Supply Current Frequency	50 Hz/60 Hz

Dimensions	
Length (L)	9.5 in (241 mm)
Width (W)	1.3 in (33 mm)
Height (H)	1.0 in (25.4 mm)
Mounting Dimensions	
Mount Length (M)	8.9 in (226 mm)
Mount Width (X or F)	0.87 in (22 mm)
Mount Slots (MS)	0.3 in (8 mm)
Weight	0.9 lbs
Exit Type	Side
Remote Mounting Distance to Lamp (F32T8)	18 ft
Remote Mounting Wire Gauge	18 AWG
Lead Lengths	
Black	25 in (635 mm)
White	25 in (635 mm)
Red & Blue	31 in (787 mm)
Yellow	39 in (991 mm)

Specifications and lamp wattage

Lamp	# of Lamps	Line Volts (V)	System Watts (W)	Nom. Line Current (A)	System Ballast Factor	Ballast Efficacy Factor	Power Factor % (>=)	Crest Factor (<=)	THD% (<=)	Min Starting Temp (°F/°C)
F32T8	4	120	110	0.93	.88	.80	99	1.5	10	-22/-30
	4	277	108	0.4	.88	.81	98	1.5	10	-22/-30
	3	120	92	0.78	.96	1.04	99	1.5	10	-22/-30
	3	277	91	0.34	.96	1.05	98	1.5	10	-22/-30
F32T8/WM	4	120	103	0.87	.88	.85	99	1.5	10	-22/-30
	4	277	101	0.37	.88	.87	98	1.5	10	-22/-30
	3	120	85	0.73	.97	1.14	99	1.5	10	-22/-30
	3	277	84	0.31	.97	1.15	98	1.5	10	-22/-30
F28T8	4	120	94	0.80	.84	.89	99	1.5	10	-22/-30
	4	277	92	0.34	.84	.91	98	1.5	10	-22/-30
	3	120	77	0.66	.93	1.21	99	1.5	10	-22/-30
	3	277	76	0.29	.93	1.22	98	1.5	10	-22/-30
F32T8/25W	4	120	87	0.73	.87	1.00	99	1.5	10	-22/-30
	4	277	87	0.32	.87	1.00	98	1.5	10	-22/-30
	3	120	72	0.60	.89	1.24	99	1.5	10	-22/-30
	3	277	71	0.26	.89	1.25	97	1.5	10	-22/-30
F25T8	4	120	89	0.74	.86	.97	99	1.5	10	-22/-30
	4	277	88	0.32	.86	.98	98	1.5	10	-22/-30
	3	120	74	0.62	.97	1.31	99	1.5	10	-22/-30
	3	277	73	0.27	.97	1.33	97	1.5	10	-22/-30
F17T8	4	120	61	0.53	.89	1.46	99	1.5	10	-22/-30
	4	277	61	0.23	.89	1.46	97	1.5	10	-22/-30
	3	120	51	0.44	.99	1.94	99	1.5	10	-22/-30
	3	277	51	0.20	.99	1.94	96	1.5	10	-22/-30
FE15T8	4	120	48	0.42	.77	1.60	99	1.5	10	-22/-30
	4	277	48	0.19	.77	1.60	96	1.5	10	-22/-30
	3	120	41	0.35	.85	2.07	99	1.5	10	-22/-30
	3	277	40	0.17	.85	2.13	94	1.5	10	-22/-30
F25T12	4	120	91	0.78	.79	.87	99	1.5	10	0/-18
	4	277	90	0.33	.79	.88	98	1.5	10	0/-18
	3	120	76	0.65	.87	1.14	99	1.5	10	0/-18
	3	277	75	0.28	.87	1.16	98	1.5	10	0/-18

Safety and Performance

UL Class P · UL Type 1 Outdoor · UL Type CC · UL Type HL · FCC – CLASS A Non-Consumer

78625 – GE432MAXP-L/ULTRA

UltraMax® P-Series Instant Start Multi-Voltage High-Efficiency

4 or 3 – F32T8 120 to 277 "L" .77 BF UltraMax® P

- T8 Instant Start Ballasts For F17 (2ft), F25 (3ft), F32 (4ft), F40 (5ft) Lamps
- Energy-saving high-efficiency instant-start electronic ballast (>90%)
- Multi-voltage technology handles voltage from 120 to 277V
- UL Type CC Rating provides protection against arcing in electrical devices
- Anti-striation control for better light quality
- UL 55°C Ambient Temperature rating
- Cold temperature -22°F Minimum Starting Temperature

Order Code	Grainger Number
78625	5GVC3

General Characteristics	
Ballast Type	Electronic – High-Efficiency Multivolt Instant Start
Starting Method	Instant Start
Lamp Wiring	Parallel
Line Voltage Regulation(+/-)	10%
Ambient Temperature (MAX)	55°C (131°F)
Case Temperature (MAX)	70°C (158°F)
Ballast Factor	Low
Power Factor Correction	Active
Sound Rating	A (20-24 decibels)
Enclosure Type	Metal
Additional Info	Anti-striation control, Auto-restart, Inherently Thermally Protected, UL Class P

Electrical Characteristics	
Supply Current Frequency	50 Hz/60 Hz

Dimensions	
Length (L)	9.5 in (241 mm)
Width (W)	1.3 in (33 mm)
Height (H)	1.0 in (25.4 mm)
Mounting Dimensions	
Mount Length (M)	8.9 in (226 mm)
Mount Width (X or F)	0.87 in (22 mm)
Mount Slots (MS)	0.3 in (8 mm)
Weight	0.9 lbs
Exit Type	Side
Remote Mounting Distance to Lamp (F32T8)	18 ft
Remote Mounting Wire Gauge	18 AWG
Lead Lengths	
Black	25 in (635 mm)
White	25 in (635 mm)
Red & Blue	31 in (787 mm)
Yellow	39 in (991 mm)

Specifications and lamp wattage

Lamp	# of Lamps	Line Volts (V)	System Watts (W)	Nom. Line Current (A)	System Ballast Factor	Ballast Efficacy Factor	Power Factor % (>=)	Crest Factor (<=)	THD% (<=)	Min Starting Temp (°F/°C)
F32T8	4	120	98	0.82	.78	.80	99	1.5	10	-22/-30
	4	277	96	0.35	.78	.81	98	1.5	10	-22/-30
	3	120	84	0.72	.88	1.05	99	1.5	10	-22/-30
	3	277	83	0.31	.88	1.06	98	1.5	10	-22/-30
F32T8/WM	4	120	92	0.79	.76	.83	99	1.5	10	-22/-30
	4	277	91	0.34	.76	.84	98	1.5	10	-22/-30
	3	120	77	0.66	.83	1.08	99	1.5	10	-22/-30
	3	277	76	0.28	.83	1.09	97	1.5	10	-22/-30
F28T8	4	120	85	0.72	.75	.88	99	1.5	10	-22/-30
	4	277	84	0.31	.75	.89	98	1.5	10	-22/-30
	3	120	68	0.59	.81	1.19	99	1.5	10	-22/-30
	3	277	67	0.26	.81	1.21	97	1.5	10	-22/-30
F32T8/25W	4	120	78	0.66	.77	.99	99	1.5	10	-22/-30
	4	277	77	0.29	.77	1.00	98	1.5	10	-22/-30
	3	120	62	0.52	.81	1.31	99	1.5	10	-22/-30
	3	277	61	0.22	.81	1.33	97	1.5	10	-22/-30
F25T8	4	120	80	0.67	.76	.95	99	1.5	10	-22/-30
	4	277	79	0.29	.76	.96	98	1.5	10	-22/-30
	3	120	66	0.55	.84	1.27	99	1.5	10	-22/-30
	3	277	65	0.25	.84	1.29	97	1.5	15	-22/-30
F17T8	4	120	56	0.47	.79	1.41	99	1.5	10	-22/-30
	4	277	56	0.21	.79	1.41	96	1.5	10	-22/-30
	3	120	47	0.40	.86	1.83	99	1.5	10	-22/-30
	3	277	47	0.18	.86	1.83	95	1.5	15	-22/-30
FE15T8	4	120	44	0.38	.76	1.73	99	1.5	10	-22/-30
	4	277	44	0.18	.76	1.73	95	1.5	10	-22/-30
	3	120	36	0.32	.76	2.11	99	1.5	10	-22/-30
	3	277	37	0.15	.76	2.05	93	1.5	15	-22/-30
F25T12	4	120	81	0.69	.76	.94	99	1.5	10	0/-18
	4	277	81	0.30	.76	.94	98	1.5	10	0/-18
	3	120	68	0.58	.76	1.12	99	1.5	10	0/-18
	3	277	67	0.25	.76	1.13	97	1.5	10	0/-18

Safety and Performance

UL Class P · UL Type 1 Outdoor · UL Type CC · UL Type HL · FCC – CLASS A Non-Consumer

49767 – GE259MAXP-N/ULTRA

UltraMax® P-Series Instant Start Multi-Voltage High-Efficiency

2 or 1 – F96T8 120 to 277 "N" .87 BF UltraMax® P

- T8 Instant Start Ballasts For 46-59W 4ft-8ft Slimline Lamps
- Energy-saving high-efficiency instant-start electronic ballast (>90%)
- Multi-voltage technology handles voltage from 120 to 277V
- Anti-striation control for better light quality
- Cold temperature 0°F Minimum Starting Temperature

Order Code	Grainger Number
49767	3CB72

General Characteristics	
Ballast Type	Electronic – High-Efficiency Multivolt Instant Start
Starting Method	Instant Start
Lamp Wiring	Parallel
Line Voltage Regulation(+/-)	10%
Ambient Temperature (MAX)	40°C (104°F)
Case Temperature (MAX)	70°C (158°F)
Ballast Factor	Normal
Power Factor Correction	Active
Sound Rating	A (20-24 decibels)
Enclosure Type	Metal
Additional Info	Anti-striation control, Auto-restart, Inherently Thermally Protected, UL Class P

Electrical Characteristics	
Supply Current Frequency	50 Hz/60 Hz

Dimensions	
Length (L)	9.5 in (241 mm)
Width (W)	1.3 in (33 mm)
Height (H)	1.18 in (30 mm)
Mounting Dimensions	
Mount Length (M)	8.9 in (226 mm)
Mount Width (X or F)	0.87 in (22 mm)
Mount Slots (MS)	0.3 in (8 mm)
Weight	1.4 lbs
Exit Type	Side
Remote Mounting Distance to Lamp (F32T8)	18 ft
Remote Mounting Wire Gauge	18 AWG
Lead Lengths	
Black	22 in (559 mm)
White	22 in (559 mm)
Blue	46 in (1168 mm)
Red	78 in (1981 mm)

Specifications and lamp wattage

Lamp	# of Lamps	Line Volts (V)	System Watts (W)	Nom. Line Current (A)	System Ballast Factor	Ballast Efficacy Factor	Power Factor % (>=)	Crest Factor (<=)	THD% (<=)	Min Starting Temp (°F/°C)
F96T8	2	120	107	0.91	.87	.81	99	1.7	10	0/-18
	2	277	105	0.4	.87	.83	98	1.7	15	0/-18
	1	120	62	0.53	.87	1.40	99	1.7	10	0/-18
	1	277	62	0.24	.87	1.40	97	1.7	20	0/-18
F96T8/WM	2	120	102	0.87	.87	.85	99	1.7	10	50/10
	2	277	100	0.38	.87	.87	98	1.7	15	50/10
	1	120	59	0.5	.87	1.47	99	1.7	10	50/10
	1	277	59	0.23	.87	1.47	97	1.7	20	50/10
F96T8/WMP	2	120	85	0.78	.89	1.05	99	1.7	10	50/10
	2	277	84	0.32	.89	1.06	98	1.7	15	50/10
	1	120	59	0.5	.87	1.47	99	1.7	10	50/10
	1	277	59	0.23	.87	1.47	97	1.7	20	50/10
F72T8	2	120	79	0.72	.89	1.13	99	1.7	10	0/-18
	2	277	78	0.29	.89	1.14	98	1.7	13	0/-18
	1	120	44	0.39	.87	1.98	99	1.7	10	0/-18
	1	277	44	0.17	.87	1.98	96	1.7	20	0/-18

Safety and Performance c UL us LISTED UL Class P UL Type 1 Outdoor UL Type HL FCC – CLASS A Non-Consumer

74109 – GE232MAXP347-H

UltraMax® P-Series
347V High-Efficiency

2 or 1 – F32T8 347V "H" 1.18 BF UltraMax® P

- T8 Instant Start Ballasts
- Energy-saving high-efficiency instant-start electronic ballast (>90%)
- Instant start ballast for long lamp starting cycles and low initial cost
- Anti-striation control for better light quality
- Cold temperature -22°F Minimum Starting Temperature
- Parallel lamp operation means system maintenance is easier to manage

Order Code	Grainger Number
74109	-

General Characteristics	
Ballast Type	Electronic – High-Efficiency Instant Start
Starting Method	Instant Start
Lamp Wiring	Parallel
Line Voltage Regulation(+/-)	10%
Ambient Temperature (MAX)	40°C (104°F)
Case Temperature (MAX)	70°C (158°F)
Ballast Factor	High
Power Factor Correction	Active
Sound Rating	A (20-24 decibels)
Enclosure Type	Metal
Additional Info	Anti-striation control, Auto-restart, Inherently Thermally Protected, UL Class P

Electrical Characteristics	
Supply Current Frequency	60 Hz

Dimensions	
Length (L)	9.5 in (241 mm)
Width (W)	1.3 in (33 mm)
Height (H)	1.18 in (30 mm)
Mounting Dimensions	
Mount Length (M)	8.9 in (226 mm)
Mount Width (X or F)	0.87 in (22 mm)
Mount Slots (MS)	0.3 in (8 mm)
Weight	1.04 lbs
Exit Type	Side
Remote Mounting Distance to Lamp (F32T8)	18 ft
Remote Mounting Wire Gauge	18 AWG
Lead Lengths	
Black	25 in (635 mm)
White	25 in (635 mm)
Blue	31 in (787 mm)
Red	45 in (1143 mm)

Specifications and lamp wattage

Lamp	# of Lamps	Line Volts (V)	System Watts (W)	Nom. Line Current (A)	System Ballast Factor	Ballast Efficacy Factor	Power Factor % (>=)	Crest Factor (<=)	THD% (<=)	Min Starting Temp (°F/°C)
F32T8	2	347	70	0.20	1.18	1.69	99	1.7	10	-22/-30
	1	347	44	0.13	1.32	3.00	99	1.7	10	-22/-30
F32T8/WM	2	347	67	0.19	1.15	1.72	99	1.7	10	60/16
	1	347	42	0.12	1.29	3.07	99	1.7	10	60/16
F28T8	2	347	63	0.12	1.30	2.06	99	1.7	17	60/16
	1	347	39	0.18	1.30	3.33	99	1.7	17	60/16
F32T8/25W	2	347	56	0.16	1.12	2.00	99	1.7	10	60/16
F25T8	2	347	55	0.16	1.16	2.11	99	1.7	10	-22/-30
	1	347	36	0.11	1.32	3.67	99	1.7	30	-22/-30
F25T8/WM	2	347	47	0.14	1.16	2.47	98	1.7	10	60/16
F17TB	2	347	37	0.11	1.10	2.97	97	1.7	12	-22/-30
	1	347	23	0.08	1.25	5.43	87	1.7	52	-22/-30
F17T8/WM	2	347	31	0.10	1.10	3.55	97	1.7	12	60/16
FE15T8	2	347	30	0.09	1.00	3.33	94	1.7	30	-22/-30
	1	347	19	0.07	1.15	6.05	82	1.7	55	-22/-30
F17T8/WM	2	347	53	0.16	1.24	2.34	99	1.7	10	-22/-30
FE15T8	2	347	61	0.18	1.23	2.02	99	1.7	10	-22/-30
	1	347	39	0.12	1.45	3.72	95	1.7	20	-22/-30

Safety and Performance

c UL us LISTED; UL Class P; UL Type 1 Outdoor; UL Type HL; ICES-005 for EMI and RFI FCC – CLASS A Non-Consumer

ANSI - C82.11 - Cons 2002, ANSI - C62.41 - 1991

72275 – GE232MAX-G-N (Replaces GE-232-MV-N)

UltraMax® G-Series Instant Start Multivolt 120V-277V

2 or 1 – F32T8 120 to 277 "N" .87 BF Multivolt UltraMax® G

- For F17 (2ft), F25 (3ft), F32 (4ft), F40 (5ft) Lamps
- High-performance electronic ballast for all general fluorescent applications
- Instant start electronic ballast for long lamp starting cycles and low initial cost
- Multi-voltage technology handles voltage from 120 to 277V
- Parallel lamp operation means system maintenance is easier to manage
- Anti-striation control for better light quality
- Cold temperature -22°F Minimum Starting Temperature

Order Code	Grainger Number
72275	2VEW9

General Characteristics	
Ballast Type	Electronic – Multivolt Instant Start
Starting Method	Instant Start
Lamp Wiring	Parallel
Line Voltage Regulation(+/-)	10%
Ambient Temperature (MAX)	40°C (104°F)
Case Temperature (MAX)	70°C (158°F)
Ballast Factor	Normal
Power Factor Correction	Active
Sound Rating	A (20-24 decibels)
Enclosure Type	Metal
Additional Info	Anti-striation control, Auto-restart, Inherently Thermally Protected, UL Class P

Electrical Characteristics	
Supply Current Frequency	50 Hz/60 Hz

Dimensions	
Length (L)	9.5 in (241 mm)
Width (W)	1.3 in (33 mm)
Height (H)	1.18 in (30 mm)
Mounting Dimensions	
Mount Length (M)	8.9 in (226 mm)
Mount Width (X or F)	0.87 in (22 mm)
Mount Slots (MS)	0.3 in (8 mm)
Weight	1.06 lbs
Exit Type	Side
Remote Mounting Distance to Lamp (F32T8)	18 ft
Remote Mounting Wire Gauge	18 AWG
Lead Lengths	
Black	25 in (635 mm)
White	25 in (635 mm)
Blue	31 in (787 mm)
Red	45 in (1143 mm)

Specifications and lamp wattage

Lamp	# of Lamps	Line Volts (V)	System Watts (W)	Nom. Line Current (A)	System Ballast Factor	Ballast Efficacy Factor	Power Factor % (>=)	Crest Factor (<=)	THD% (<=)	Min Starting Temp (°F/°C)
F32T8	2	120	57	0.48	.88	1.54	99	1.7	10	-22/-30
	2	277	55	0.2	.88	1.60	98	1.7	10	-22/-30
	1	120	35	0.3	1.08	3.09	99	1.7	10	-22/-30
	1	277	35	0.13	1.08	3.09	97	1.7	10	-22/-30
F32T8/WM	2	120	53	0.44	.86	1.62	99	1.7	10	60/16
	2	277	51	0.19	.87	1.71	97	1.7	10	60/16
	1	120	33	0.28	1.05	3.18	99	1.7	10	60/16
	1	277	33	0.12	1.05	3.18	96	1.7	10	60/16
F28T8	2	120	47	0.39	.83	1.77	99	1.7	10	60/16
	2	277	47	0.17	.83	1.77	97	1.7	10	60/16
	1	120	31	0.26	1.02	3.29	99	1.7	10	60/16
	1	277	31	0.11	.02	.06	95	1.7	10	60/16
F32T8/25W	2	120	43	0.36	.83	1.93	99	1.7	10	60/16
	2	277	43	0.16	.83	1.93	97	1.7	10	60/16
	1	120	28	0.24	1.02	3.64	99	1.7	10	60/16
	1	277	28	0.10	1.02	3.64	98	1.7	10	60/16
F25T8	2	120	44	0.37	.90	2.05	99	1.7	10	-22/-30
	2	277	44	0.16	.91	2.07	97	1.7	10	-22/-30
	1	120	28	0.23	1.08	3.86	99	1.7	10	-22/-30
	1	277	28	0.11	1.08	3.86	95	1.7	10	-22/-30
F17T8	2	120	31	0.26	.88	2.84	99	1.7	10	-22/-30
	2	277	31	0.12	.88	2.84	95	1.7	10	-22/-30
	1	120	20	0.17	1.05	5.25	99	1.7	10	-22/-30
	1	277	21	0.08	1.05	5.00	92	1.7	14	-22/-30
F40T8	1	120	44	0.37	1.08	2.45	99	1.7	10	0/-18
	1	277	43	0.16	1.08	2.51	96	1.7	10	0/-18

Safety and Performance

UL Class P · UL Type 1 Outdoor · UL Type HL · FCC – CLASS A Non-Consumer

74463 – GE432MAX-G-N (Replaces GE432MV-N)

UltraMax® G-Series T8
Multivolt 120V-277V

4 or 3 – F32T8 120 to 277 "N" .87 BF Multivolt UltraMax˙ G

- For F17 (2ft), F25 (3ft), F32 (4ft), F40 (5ft) Lamps
- High-performance electronic ballast for all general fluorescent applications
- Instant start electronic ballast for long lamp starting cycles and low initial cost
- Multi-voltage technology handles voltage from 120 to 277V
- Parallel lamp operation means system maintenance is easier to manage
- Anti-striation control for better light quality
- Cold temperature -22°F Minimum Starting Temperature

Order Code	Grainger Number
74463	4PRX1

General Characteristics	
Ballast Type	Electronic – Multivolt Instant Start
Starting Method	Instant Start
Lamp Wiring	Parallel
Line Voltage Regulation(+/-)	10%
Ambient Temperature (MAX)	40°C (104°F)
Case Temperature (MAX)	70°C (158°F)
Ballast Factor	Normal
Power Factor Correction	Active
Sound Rating	A (20-24 decibels)
Enclosure Type	Metal
Additional Info	Anti-striation control, Auto-restart, Inherently Thermally Protected, UL Class P

Electrical Characteristics	
Supply Current Frequency	50 Hz/60 Hz

Dimensions	
Length (L)	9.5 in (241 mm)
Width (W)	1.3 in (33 mm)
Height (H)	1.18 in (30 mm)
Mounting Dimensions	
Mount Length (M)	8.9 in (226 mm)
Mount Width (X or F)	0.87 in (22 mm)
Mount Slots (MS)	0.3 in (8 mm)
Weight	1.40 lbs
Exit Type	Side
Remote Mounting Distance to Lamp (F32T8)	18 ft
Remote Mounting Wire Gauge	18 AWG
Lead Lengths	
Black	25 in (635 mm)
White	25 in (635 mm)
Red & Blue	31 in (787 mm)
Yellow	47 in (1194 mm)

Specifications and lamp wattage

Lamp	# of Lamps	Line Volts (V)	System Watts (W)	Nom. Line Current (A)	System Ballast Factor	Ballast Efficacy Factor	Power Factor % (>=)	Crest Factor (<=)	THD% (<=)	Min Starting Temp (°F/°C)
F32T8	4	120	113	0.99	.88	.78	99	1.7	10	-22/-30
	4	277	110	0.43	.88	.80	98	1.7	10	-22/-30
	3	120	93	0.83	.93	1.00	99	1.7	10	-22/-30
	3	277	92	0.36	.93	1.01	98	1.7	10	-22/-30
F32T8/WM	4	120	103	0.90	.83	.81	99	1.7	10	60/16
	4	277	103	0.40	.83	.81	98	1.7	10	60/16
	3	120	87	0.77	.91	1.05	99	1.7	10	60/16
	3	277	86	0.33	.91	1.06	98	1.7	10	60/16
F28T8	4	120	93	0.83	.82	.88	99	1.7	10	60/16
	4	277	92	0.36	.82	.89	98	1.7	10	60/16
	3	120	77	0.68	.85	1.10	99	1.7	10	60/16
	3	277	77	0.30	.85	1.10	98	1.7	10	60/16
F32T8/25W	4	120	88	0.74	.80	.91	99	1.7	10	60/16
	4	277	87	0.32	.80	.92	98	1.7	15	60/16
	3	120	73	0.61	.85	1.16	99	1.7	10	60/16
	3	277	73	0.27	.85	1.16	97	1.7	16	60/16
F25T8	4	120	88	0.77	.87	.99	99	1.7	10	-22/-30
	4	277	86	0.34	.87	1.01	98	1.7	10	-22/-30
	3	120	73	0.64	.93	1.27	99	1.7	10	-22/-30
	3	277	72	0.28	.93	1.29	98	1.7	10	-22/-30
F17T8	4	120	60	0.53	.87	1.45	99	1.7	10	-22/-30
	4	277	60	0.23	.87	1.45	97	1.7	10	-22/-30
	3	120	51	0.45	.91	1.78	99	1.7	10	-22/-30
	3	277	51	0.20	.91	1.78	97	1.7	10	-22/-30
F40T8	3	120	112	0.99			99	1.7	10	0/-18
	3	277	110	0.43			98	1.7	10	0/-18

Safety and Performance

c UL us LISTED · UL Class P · UL Type 1 Outdoor · UL Type HL · FCC – CLASS A Non-Consumer

74103 – GE232MAX-G-347 (Replaces GE232-N-347)

UltraMax® G-Series
347V Instant Start High-Efficiency

2 or 1 – F32T8 347V "N" .87 BF UltraMax® G

- T8 Instant Start Ballasts
- High-performance electronic ballast for all general fluorescent applications
- Instant start ballast for long lamp starting cycles and low initial cost
- Light-weight, Slim Profile Mini Can Housing
- Parallel lamp operation means system maintenance is easier to manage
- Cold temperature 0°F Minimum Starting Temperature

Order Code	Grainger Number
74103	-

General Characteristics	
Ballast Type	Electronic – High-Efficiency Instant Start
Starting Method	Instant Start
Lamp Wiring	Parallel
Line Voltage Regulation(+/-)	10%
Ambient Temperature (MAX)	40°C (104°F)
Case Temperature (MAX)	70°C (158°F)
Ballast Factor	Normal
Power Factor Correction	Active
Sound Rating	A (20-24 decibels)
Enclosure Type	Metal
Additional Info	Auto-restart, Inherently Thermally Protected, UL Class P

Electrical Characteristics	
Supply Current Frequency	60 Hz

Dimensions	
Length (L)	9.5 in (241 mm)
Width (W)	1.3 in (33 mm)
Height (H)	1.18 in (30 mm)
Mounting Dimensions	
Mount Length (M)	8.9 in (226 mm)
Mount Width (X or F)	0.87 in (22 mm)
Mount Slots (MS)	0.3 in (8 mm)
Weight	1.15 lbs
Exit Type	Side
Remote Mounting Distance to Lamp (F32T8)	18 ft
Remote Mounting Wire Gauge	18 AWG
Lead Lengths	
Black	25 in (635 mm)
White	25 in (635 mm)
Blue	31 in (787 mm)
Red	45 in (1143 mm)

Specifications and lamp wattage

Lamp	# of Lamps	Line Volts (V)	System Watts (W)	Nom. Line Current (A)	System Ballast Factor	Ballast Efficacy Factor	Power Factor % (>=)	Crest Factor (<=)	THD% (<=)	Min Starting Temp (°F/°C)
F32T8	2	347	55	0.16	0.87	1.58	99	1.7	10	0/-18
	1	347	34	0.11	1.03	3.03	97	1.7	10	0/-18
F32T8/WM	2	347	52	0.15	0.85	1.63	99	1.7	10	60/16
	1	347	32	0.09	1.01	3.16	97	1.7	10	60/16
F28T8	2	347	48	0.14	0.84	1.75	99	1.7	10	60/16
	1	347	30	0.09	1.00	3.33	96	1.7	10	60/16
F32T8/25W	2	347	44	0.13	0.84	1.91	99	1.7	10	60/16
F25T8	2	347	41	0.12	0.88	2.15	98	1.7	10	0/-18
	1	347	26	0.08	1.04	4.00	95	1.7	11	0/-18
F25T8/WM	2	347	35	0.11	0.88	2.51	98	1.7	10	60/16
F17T8	2	347	29	0.09	0.83	2.86	96	1.7	10	0/-18
	1	347	19	0.07	0.99	5.21	84	1.7	50	0/-18
F17T8/WM	2	347	24	0.08	0.83	3.46	96	1.7	10	60/16
FE15T8	2	347	24	0.08	0.76	3.17	90	1.7	30	0/-18
	1	347	16	0.06	0.89	5.56	78	1.7	66	0/-18
F25T12	2	347	44	0.13	0.88	2.00	98	1.7	10	0/-18
	1	347	28	0.08	1.07	3.82	96	1.7	10	0/-18

Safety and Performance

c UL us LISTED UL Class P UL Type 1 Outdoor UL Type HL ICES-005 for EMI and RFI FCC – CLASS A Non-Consumer

ANSI - C82.11 - Cons 2002, ANSI - C62.41 - 1991

74107 – GE432MAX-G-347 (Replaces GE432-N-347)

UltraMax® G-Series
347V Instant Start High-Efficiency

4 or 3 – F32T8 347V "N" .87 BF UltraMax® G

- T8 Instant Start Ballasts
- High-performance electronic ballast for all general fluorescent applications
- Instant start ballast for long lamp starting cycles and low initial cost
- Light-weight, Slim Profile Mini Can Housing
- Parallel lamp operation means system maintenance is easier to manage
- Cold temperature 0°F Minimum Starting Temperature

Order Code	Grainger Number
74107	-

General Characteristics	
Ballast Type	Electronic – High-Efficiency Instant Start
Starting Method	Instant Start
Lamp Wiring	Parallel
Line Voltage Regulation(+/-)	10%
Ambient Temperature (MAX)	40°C (104°F)
Case Temperature (MAX)	70°C (158°F)
Ballast Factor	Normal
Power Factor Correction	Active
Sound Rating	A (20-24 decibels)
Enclosure Type	Metal
Additional Info	Auto-restart, Inherently Thermally Protected, UL Class P

Electrical Characteristics	
Supply Current Frequency	60 Hz

Dimensions	
Length (L)	9.5 in (241 mm)
Width (W)	1.3 in (33 mm)
Height (H)	1.18 in (30 mm)
Mounting Dimensions	
Mount Length (M)	8.9 in (226 mm)
Mount Width (X or F)	0.87 in (22 mm)
Mount Slots (MS)	0.3 in (8 mm)
Weight	1.15 lbs
Exit Type	Side
Remote Mounting Distance to Lamp (F32T8)	18 ft
Remote Mounting Wire Gauge	18 AWG
Lead Lengths	
Black	25 in (635 mm)
White	25 in (635 mm)
Blue	31 in (787 mm)
Red	47 in (1194 mm)

Specifications and lamp wattage

Lamp	# of Lamps	Line Volts (V)	System Watts (W)	Nom. Line Current (A)	System Ballast Factor	Ballast Efficacy Factor	Power Factor % (>=)	Crest Factor (<=)	THD% (<=)	Min Starting Temp (°F/°C)
F32T8	4	347	109	0.30	0.88	.81	99	1.7	10	0/-18
	3	347	87	0.25	0.95	1.09	99	1.7	10	0/-18
F32T8/WM	4	347	103	0.29	0.86	.83	99	1.7	10	60/16
	3	347	83	0.24	0.94	1.13	99	1.7	10	60/16
F28T8	4	347	96	0.27	0.84	.88	99	1.7	10	60/16
	3	347	76	0.22	0.92	1.21	99	1.7	10	60/16
F32T8/25W	4	347	87	0.25	0.84	.97	99	1.7	10	60/16
F25T8	4	347	83	0.24	0.88	1.06	99	1.7	10	0/-18
	3	347	68	0.20	0.96	1.41	99	1.7	11	0/-18
F25T8/WM	4	347	71	0.20	0.88	1.24	99	1.7	10	60/16
F17T8	4	347	52	0.17	0.84	1.62	99	1.7	10	0/-18
	3	347	48	0.14	0.91	1.90	98	1.7	50	0/-18
F17T8/WM	4	347	44	0.13	0.84	1.91	99	1.7	10	60/16
FE15T8	4	347	47	0.14	0.76	1.62	98	1.7	30	0/-18
	3	347	38	0.12	0.82	2.16	91	1.7	66	0/-18
F25T12	4	347	87	0.25	0.89	1.02	99	1.7	10	0/-18
	3	347	72	0.21	0.97	1.35	99	1.7	10	0/-18

Safety and Performance

c UL us LISTED UL Class P UL Type 1 Outdoor UL Type HL ICES-005 for EMI and RFI FCC – CLASS A Non-Consumer

ANSI - C82.11 - Cons 2002, ANSI - C62.41 - 1991

96714 – GE232-MVPS-N

UltraStart® T8
Programmed Start
2 or 1 – F32T8 120 to 277 Normal Light .88 BF <10% THD UltraStart®

- For F17 (2ft), F25 (3ft), F32 (4ft) Lamps
- < 10% THD, > 99% power factor
- A new generation of ultra-efficient Programmed Start ballasts (> 90% efficiency)
- Anti-striation circuitry reduces striations with energy saving lamps
- Extends lamp life in frequently switched applications (> 100,000 on/off cycles)
- Multi-voltage technology handles voltage from 120 to 277V
- Light-weight, Slim Profile Mini Can Housing

Order Code	Grainger Number
96714	2DCX1

General Characteristics	
Ballast Type	Electronic – Programmed/ Rapid Start
Starting Method	Programmed Start
Lamp Wiring	Parallel
Line Voltage Regulation(+/-)	10%
Ambient Temperature (MAX)	104°C (40°F)
Case Temperature (MAX)	70°C (158°F)
Ballast Factor	Normal
Power Factor Correction	Active
Sound Rating	A (20-24 decibels)
Additional Info	Anti-striation control, Inherently Thermally Protected, UL Class P, Universal voltage

Electrical Characteristics	
Supply Current Frequency	50 Hz/Supply Current Frequency (MIN)/ 50 Hz/ 60 (MIN)
Supply Current Frequency (MIN)	50 Hz/60 Hz

Dimensions	
Length (L)	9.5 in (241 mm)
Width (W)	1.3 in (33 mm)
Height (H)	1.1 in (28 mm)
Weight	1.10 lbs
Exit Type	Side
Remote Mounting Distance to Lamp (F32T8)	18 ft
Remote Mounting Wire Gauge	18 AWG
Lead Lengths	**Lengths (± 1 in)**
Black	25 in (635 mm)
Blue & Red	33 in (838 mm)
White	25 in (635 mm)
Yellow	47 in (1194 mm)

Specifications and lamp wattage

Lamp	# of Lamps	Line Volts (V)	System Watts (W)	Nom. Line Current (A)	System Ballast Factor	Ballast Efficacy Factor	Power Factor % (>=)	Crest Factor (<=)	THD% (<=)	Min Starting Temp (°F/°C)
F96T8	2	120	59	0.48A	0.89	1.50	99	1.7	10	0/-18
	2	277	58	0.21A	0.89	1.53	96	1.7	10	0/-18
	1	120	37	0.30A	1.05	2.83	98	1.7	10	0/-18
	1	277	37	0.14A	1.05	2.83	93	1.7	10	0/-18
F96T8/WM	2	120	55	0.45A	0.88	1.60	99	1.7	10	50/10
	2	277	54	0.20A	0.88	1.62	96	1.7	10	50/10
	1	120	34	0.28A	1.02	3.00	98	1.7	10	50/10
	1	277	34	0.13A	1.02	3.00	93	1.7	10	50/10
F96T8/WMP	2	120	51	0.42A	0.86	1.68	99	1.7	10	50/10
	2	277	50	0.18A	0.86	1.72	95	1.7	10	50/10
	1	120	32	0.26A	1.00	3.12	98	1.7	10	50/10
	1	277	32	0.12A	1.00	3.12	92	1.7	10	50/10

Safety and Performance

UL Listed UL Class P ANSI – C62.41 UL Type 1 Outdoor UL Type HL FCC – CLASS A Non-Consumer

68993 – GE228MVPS-MC (replaces 99655)

UltraStart® Programmed Start
T5 High-Efficiency

2 or 1 – F14-F28T5HE, 120 – 277 UltraStart PRS Normal Light - .95 BF A Can

- For F14 (2ft), F21 (3ft), F28 (4ft), F35 (5ft) HE T5 Lamps*
- High Efficiency T5 ballast with Continuous Cathode Cutout Technology
- Lower Maintenance Costs with Parallel Lamp Operation
- Fast Starting Time <700ms
- Multi-Voltage technology means a single ballast handles voltage from 108V to 305V
- Auto-Restart withstands temporary losses in power without the need to cycle power

Order Code	Grainger Number
68993	22EM06

General Characteristics	
Ballast Type	Electronic – Programmed / Rapid Start
Starting Method	Programmed Start
Lamp Wiring	Parallel
Line Voltage Regulation(+/-)	10%
Ambient Temperature (MAX)	131°F (55°C)
Case Temperature (MAX)	70°C (158°F)
Ballast Factor	Normal
Power Factor Correction	Active
Sound Rating	A (20-24 decibels)
Additional Info	Auto-restart, End-of-Life Protection (EOL), Thermally protected, Universal voltage, Anti-striation control

Electrical Characteristics	
Supply Current Frequency	50 Hz/60 Hz

Dimensions	
Length (L)	9.5 in (241 mm)
Width (W)	1.3 in (33 mm)
Height (H)	1.0 in (25.4 mm)
Mounting Dimensions	
Mount Length (M)	8.9 in (226 mm)
Mount Slots (MS)	0.3 in (8 mm)
Weight	1.0 lbs
Exit Type	Side
Remote Mounting Distance to Lamp	8 ft
Remote Mounting Wire Gauge	18 AWG
Lead Lengths	**Length (± 1 in)**
White & Black	20 in (508 mm)
Blue & Red	26 in (660 mm)
Yellow	37 in (940 mm)

Specifications and lamp wattage

Lamp	# of Lamps	Line Volts (V)	System Watts (W)	Nom. Line Current (A)	System Ballast Factor	Ballast Efficacy Factor	Power Factor % (>=)	Crest Factor (<=)	THD% (<=)	Min Starting Temp (°F/°C)
F28T5HE	2	277	60	0.22	.96	1.60	99	1.4	6	0/-18
	1	277	41	0.16	1.21	2.95	97	1.4	9	0/-18
	2	120	62	0.53	.96	1.55	99	1.4	7	0/-18
	1	120	41	0.35	1.21	2.95	99	1.4	8	0/-18
F28T5HL	2	277	60	0.23	.96	1.60	98	1.4	6	32/0
	1	277	41	0.15	1.21	2.95	97	1.4	10	32/0
	2	120	62	0.52	.96	1.55	99	1.4	7	32/0
	1	120	41	0.35	1.21	2.95	99	1.4	8	32/0
F28T5WM	2	277	58	0.22	.98	1.69	98	1.4	6	32/0
	2	120	59	0.50	.98	1.66	99	1.4	7	32/0
F21T5HE	2	277	50	0.18	1.04	2.08	98	1.4	7	32/0
	2	120	51	0.43	1.04	2.04	99	1.4	8	32/0
F14T5HE	2	277	37	0.14	1.10	2.97	97	1.4	10	32/0
	2	120	37	0.32	1.10	2.97	99	1.4	9	32/0
F14T5WM	2	277	36	0.13	1.10	3.06	97	1.4	11	32/0
	2	120	36	0.30	1.10	3.06	99	1.4	9	32/0

Safety and Performance

UL Type CC UL Type 1 Outdoor UL Listed UL Type HL FCC – CLASS A Non-Consumer UL Class P cUL Listed Meets ANSI Standard C62.41-1991 Meets ANSI Standard C82.11- cons 2002 No PCB's

67562 – GE254MVPS90-A

UltraStart® Programmed Start
T5 High Output

2 or 1 – F54T5HO 120 to 277V UltraStart® PRS High Temp A Can

- For T5 HO Lamps*
- High Efficiency T5 ballast with Continuous Cathode Cutout Technology
- Lower Maintenance Costs with Parallel Lamp Operation
- Fast Starting Time <700ms
- Multi-Voltage technology means a single ballast handles voltage from 108V to 305V
- Auto-Restart withstands temporary losses in power without the need to cycle power

Order Code	Grainger Number
67562	42W128

General Characteristics	
Ballast Type	Electronic – Programmed / Rapid Start
Starting Method	Programmed Start
Lamp Wiring	Parallel
Line Voltage Regulation(+/-)	10%
Ambient Temperature (MAX)	131°F (55°C)
Case Temperature (MAX)	90°C (194°F)
Ballast Factor	Normal
Power Factor Correction	Active
Sound Rating	A (20-24 decibels)
Additional Info	Auto-restart, End-of-Life Protection (EOL), Thermally protected, Universal voltage, Anti-striation control

Electrical Characteristics	
Supply Current Frequency	50 Hz/60 Hz

Dimensions	
Length (L)	9.5 in (241 mm)
Width (W)	1.3 in (33.0 mm)
Height (H)	1.0 in (25.4 mm)
Mounting Dimensions	
Mount Length (M)	8.9 in (226 mm)
Mount Slots (MS)	0.25 in (6 mm)
Weight	1.10 lbs
Exit Type	Side
Remote Mounting Distance to Lamp	12 ft
Remote Mounting Wire Gauge	18 AWG
Lead Lengths	**Length (± 1 in)**
White & Black	25 in (635 mm)
Blue & Red	34 in (864 mm)
Yellow	45 in (1143 mm)

Specifications and lamp wattage

Lamp	# of Lamps	Line Volts (V)	System Watts (W)	Nom. Line Current (A)	System Ballast Factor	Ballast Efficacy Factor	Power Factor % (>=)	Crest Factor (<=)	THD% (<=)	Min Starting Temp (°F/°C)
F54T5HO	2	120	117	0.98	1.00	.85	1.00	1.4	4.4	-20/-29
	2	277	114	0.41	1.10	.96	99	1.4	5.4	-20/-29
	1	120	63	0.53	1.00	1.59	1.00	1.4	6.4	-20/-29
	1	277	62	0.23	1.10	1.77	97	1.4	6.6	-20/-29
F54T5WM	2	120	109	0.90	1.00	.92	1.00	1.4	4.6	0/-18
	2	277	107	0.40	1.12	1.05	99	1.4	5.2	0/-18
	1	120	61	0.51	1.00	1.64	1.00	1.4	6.7	0/-18
	1	277	60	0.22	1.12	1.87	97	1.4	7.7	0/-18
F54T5/47W	2	120	105	0.88	1.00	.95	1.00	1.4	4.8	-20/-29
	2	277	104	0.40	1.10	1.06	99	1.4	5.3	-20/-29
	1	120	58	0.48	1.00	1.72	1.00	1.4	6.9	-20/-29
	1	277	57	0.22	1.10	1.93	96	1.4	8.0	-20/-29
F58T8	2	120	110	0.90	.95	.86	1.00	1.4	4.7	-20/-29
	2	277	107	0.39	.95	.89	99	1.4	5.4	-20/-29
	1	120	59	0.49	1.08	1.83	1.00	1.4	6.6	-20/-29
	1	277	59	0.22	1.08	1.83	96	1.4	7.3	-20/-29
FT55W/4P	2	120	116	0.97	.86	.74	1.00	1.4	4.9	0/-18
	2	277	112	0.41	.86	.77	99	1.4	5.4	0/-18
	1	120	61	0.51	1.03	1.69	1.00	1.4	6.8	0/-18
	1	277	60	0.23	1.03	1.72	97	1.4	8.0	0/-18
FT50W/4P	2	120	118	1.00	1.05	.89	1.00	1.4	4.6	0/-18
	2	277	116	0.43	1.06	.91	99	1.4	5.2	0/-18
	1	120	64	0.53	1.18	1.84	1.00	1.4	6.6	0/-18
	1	277	63	0.24	1.18	1.87	97	1.4	7.4	0/-18

Safety and Performance

UL Type 1 Outdoor UL Type CC UL Listed Meets ANSI Standard C62.41-1991 UL Class P Meets ANSI Standard C82.11- cons 2002
FCC – CLASS A Non-Consumer High Temperature Rated: Suitable for high temperature applications 80°C max case temp 5 yr warranty.

67566 – GE454MVPS90-F (replaces 77114)

UltraStart® Programmed Start
T5 High Output

4-1 – F54T5HO 120 to 277V UltraStart® PS F Can

Order Code	Grainger Number
67566	42W129

- For T5 HO Lamps*
- High Efficiency T5 ballast with Continuous Cathode Cutout Technology
- Lower Maintenance Costs with Parallel Lamp Operation
- Fast Starting Time <700ms
- Multi-Voltage technology means a single ballast handles voltage from 108V to 305V
- Auto-Restart withstands temporary losses in power without the need to cycle power
- Anti-Striation Control for better light quality, with no striations
- 90°C case rating/UL Approved 55C Ambient Rating
- Individual lamp End of Lamp Life protection - only one lamp shuts down at end of life
- Cold temperature -20°F Minimum Starting Temperature

General Characteristics	
Ballast Type	Electronic – Programmed / Rapid Start
Starting Method	Programmed Start
Lamp Wiring	Parallel
Line Voltage Regulation(+/-)	10%
Ambient Temperature (MAX)	55°C (131°F)
Case Temperature (MAX)	90°C (194°F)
Ballast Factor	Normal
Power Factor Correction	Active
Sound Rating	A (20-24 decibels)
Enclosure Type	Metal
Additional Info	Auto-restart, End-of-Life Protection (EOL), Thermally protected

Electrical Characteristics	
Supply Current Frequency	50 Hz/60 Hz

Dimensions	
Length (L)	16.75 in (425 mm)
Width (W)	1.8 in (46 mm)
Height (H)	1.2 in (30.5 mm)
Mounting Dimensions	
Mount Length (M)	16.7 in (424 mm)
Weight	3.0 lbs
Exit Type	Side
Remote Mounting Distance to Lamp	8 ft
Remote Mounting Wire Gauge	18 AWG
Lead Lengths	**Length (± 1 in)**
Black	25 in (635 mm)
White	25 in (635 mm)

Specifications and lamp wattage

Lamp	# of Lamps	Line Volts (V)	System Watts (W)	Nom. Line Current (A)	System Ballast Factor	Ballast Efficacy Factor	Power Factor % (>=)	Crest Factor (<=)	THD% (<=)	Min Starting Temp (°F/°C)
FT55W/4P	4	120	206	1.73	.86	.42	99	1.4	5	0/-18
	4	277	203	0.75	.86	.42	97	1.4	8	0/-18
	3	120	168	1.41	.91	.54	99	7.0	6	0/-18
	3	277	168	0.63	.91	.54	97	1.4	10	0/-18
	2	120	125	1.04			99	1.4	7	0/-18
	2	277	124	0.48			94	1.4	16	0/-18
	1	120	64	0.54			99	1.4	10	0/-18
	1	277	66	0.28			84	1.4	25	0/-18
FT50W/4P	4	120	222	1.86	1.06	.48	99	1.4	5	0/-18
	4	277	218	0.81	1.06	.49	98	1.4	8	0/-18
	3	120	187	1.56	1.11	.59	99	1.4	6	0/-18
	3	277	184	0.68	1.11	.60	97	1.4	9	0/-18
	2	120	130	1.09			99	1.4	7	0/-18
	2	277	130	0.50			95	1.4	15	0/-18
	1	120	72	0.60			99	1.4	10	0/-18
	1	277	73	0.31			85	1.4	26	0/-18
F58T8	4	120	208	1.73	.95	.46	99	1.4	5	-20/-29
	4	277	204	0.76	.95	.47	97	1.4	9	-20/-29
	3	120	176	1.47	.99	.56	99	1.4	6	-20/-29
	3	277	173	0.65	.99	.57	94	1.4	10	-20/-29
	2	120	128	1.07			99	1.4	7	-20/-29
	2	277	127	0.49			94	1.4	16	-20/-29
	1	120	67	0.57			99	1.4	10	-20/-29
	1	277	68	0.29			85	1.4	25	-20/-29
F54T5/WM	4	120	214	1.79	1.00	.47	99	1.4	5	0/-18
	4	277	210	0.78	1.00	.48	98	1.4	8	0/-18
	3	120	181	1.51	1.01	.56	99	1.4	6	0/-18
	3	277	178	0.66	1.01	.57	97	1.4	9	0/-18
	2	120	130	1.09	.96	.74	99	1.4	7	0/-18
	2	277	135	0.51	.96	.71	95	1.4	15	0/-18
	1	120	69	0.58	1.12	1.62	99	1.4	10	0/-18
	1	277	70	0.30	1.12	1.60	85	1.4	26	0/-18
F54T5/HO	4	120	220	1.84	1.00	.45	99	1.4	5	-20/-29
	4	277	216	0.80	1.00	.46	98	1.4	8	-20/-29
	3	120	185	1.55	1.01	.55	99	1.4	6	-20/-29
	3	277	182	0.68	1.01	.55	97	1.4	9	-20/-29
	2	120	133	0.58	.96	.72	99	1.4	7	-20/-29
	2	277	132	0.50	.96	.72	95	1.4	15	-20/-29
	1	120	69	0.58	1.11	1.61	99	1.4	10	-20/-29
	1	277	70	0.30	1.11	1.59	85	1.4	26	-20/-29

Safety and Performance

UL Type 1 Outdoor UL Type HL FCC – CLASS A Non-Consumer ANSI-C62.41-1991

ANSI-C82.11-Cons 2002 UL Class P UL Type CC UL Listed CSA

High Temperature Rated: Suitable for high temperature applications 70C max case temp 5 yr warranty or 90C max case temp 3 yr warranty

74119 – GETR480/277-250W

Step Down Transformers

Non-Isolated Autotransformer 480 to 277V, <250 Watts (VA), A Can

Order Code	Grainger Number
74119	4GCG9

- Precision-wound coils, ensuring even heat dissipation and the highest electrical integrity.
- Non-Isolated Autotransformer designed specifically for lighting applications to step down 480V to 277V
- For use with one or more electronic 277V or universal voltage ballasts within max total system power of autotransformer
- 480Vrms Input, 60Hz Only, 277Vrms Full Load Output or 347Vrms Input
- For loads with total system power <250VA
- Internal Auto Reset Thermal Protector Rated 100C
- For use on single phase or ground referred systems
- Five Year Limited Warranty
- 93% electrical efficiency

General Characteristics	
Ballast Type	Magnetic - Core & Coil
Case Temperature (MAX)	100°C (212°F)
Sound Rating	A (20-24 decibels)
Enclosure Type	Metal
Additional Info	Thermally protected

Electrical Characteristics	
Supply Current Frequency	60 Hz
Supply Current Frequency (MIN)	60 Hz

Specifications by lamp and wattage/Line Volts (V)
480V to 277V
347V to 200V

Dimensions	
Length (L)	9.5 in (241 mm)
Width (W)	1.7 in (43.2 mm)
Height (H)	1.18 in (30 mm)
Mounting Dimensions	
Mount Length (M)	8.9 in (226 mm)
Mount Width (X or F)	1.18 in (30 mm)
Mount Slots (MS)	0.3 in (8 mm)
Exit Type	Side
Remote Mounting Wire Gauge	14 AWG
Lead Lengths	**Length (± 1 in)**
Black	14.0 in (356 mm)
Blue	14.0 in (356 mm)
Red	14.0 in (356 mm)

Safety and Performance

UL Type 1 Outdoor UL Listed UL Listed Autotransformer cUL

74120 – GETR480/277-375W

Step Down Transformers

Non-Isolated Autotransformer 480 to 277V, <375 Watts (VA), F Can

Order Code	Grainger Number
74120	4GCH1

- Precision-wound coils, ensuring even heat dissipation and the highest electrical integrity.
- Non-Isolated Autotransformer designed specifically for lighting applications to step down 480V to 277V
- For use with one or more electronic 277V or universal voltage ballasts within max total system power of autotransformer
- 480Vrms Input, 60Hz Only, 277Vrms Full Load Output or 347Vrms Input
- For loads with total system power <375VA
- Internal Auto Reset Thermal Protector Rated 100C
- For use on single phase or ground referred systems
- Five Year Limited Warranty
- 93% electrical efficiency

General Characteristics	
Ballast Type	Magnetic - Core & Coil
Case Temperature (MAX)	100°C (212°F)
Sound Rating	A (20-24 decibels)
Enclosure Type	Metal
Additional Info	Thermally protected

Electrical Characteristics	
Supply Current Frequency	60 Hz
Supply Current Frequency (MIN)	60 Hz

Specifications by lamp and wattage/Line Volts (V)
480V to 277V
347V to 200V

Dimensions	
Length (L)	11.75 in (299 mm)
Width (W)	1.7 in (43.2 mm)
Height (H)	1.18 in (30 mm)
Mounting Dimensions	
Mount Length (M)	11.1 in (283 mm)
Mount Slots (MS)	0.3 in (8 mm)
Exit Type	Side
Remote Mounting Wire Gauge	14 AWG
Lead Lengths	**Length (± 1 in)**
Black	14.0 in (356 mm)
Blue	14.0 in (356 mm)
Red	14.0 in (356 mm)

Safety and Performance

UL Type 1 Outdoor UL Listed cUL

74472 – GE240PS-MV-N (replaces 24107)

ProLine®

T12 Multivolt 120V – 277V

2 or 1 – F40 or F34T12 Rapid Start 120 to 277 "N" BF ProLine® T12

- For F20 (2ft), F30 (3ft), F34/F40 (4ft) T12 Lamps
- High-performance electronic ballast for all general fluorescent applications
- Multi-voltage technology handles voltage from 120 to 277V
- Light weight, low-profile housing
- Parallel lamp operation means system maintenance is easier to manage

Order Code	Grainger Number
74472	4PRX3

General Characteristics	
Ballast Type	Electronic – Programmed / Rapid Start
Starting Method	Rapid Start
Lamp Wiring	Parallel
Line Voltage Regulation(+/-)	10%
Ambient Temperature (MAX)	
Case Temperature (MAX)	70°C (158°F)
Ballast Factor	Normal
Power Factor Correction	Active
Sound Rating	A (20-24 decibels)
Enclosure Type	Metal
Additional Info	Auto-restart, Thermally protected

Electrical Characteristics	
Supply Current Frequency	60 Hz

Dimensions	
Length (L)	9.5 in (241 mm)
Width (W)	1.3 in (33 mm)
Height (H)	1.2 in (30.5 mm)
Mounting Dimensions	
Mount Length (M)	8.9 in (226 mm)
Mount Width (X or F)	1.1 in (28 mm)
Mount Slots (MS)	0.3 in (8 mm)
Weight	1.06 lbs
Exit Type	Side
Remote Mounting Distance to Lamp	18 ft
Remote Mounting Wire Gauge	18 AWG
Lead Lengths	**Length (± 1 in)**
Yellow	48 in (1219 mm)
Blue	33 in (838 mm)
Red	33 in (838 mm)
Black	25 in (635 mm)
White	25 in (635 mm)

Specifications and lamp wattage

Lamp	# of Lamps	Line Volts (V)	System Watts (W)	Nom. Line Current (A)	System Ballast Factor	Ballast Efficacy Factor	Power Factor % (>=)	Crest Factor (<=)	THD% (<=)	Min Starting Temp (°F/°C)
F40T12	2	120	74	0.67	.89	1.20	99	1.7	6	50/10
	2	277	73	0.30	.89	1.22	97	1.7	10	50/10
	1	120	48	0.41			99	1.7	7	50/10
	1	277	48	0.19			95	1.7	10	50/10
F40T10	2	120	75	0.63	.88	1.17	99	1.7	7	50/10
	2	277	72	0.27	.88	1.22	94	1.7	16	50/10
	1	120	42	0.35			99	1.7	10	50/10
	1	277	42	0.17			88	1.7	16	50/10
F34T12	2	120	63	0.56	.87	1.38	99	1.7	7	50/10
	2	277	62	0.26	.87	1.40	96	1.7	10	50/10
	1	120	41	0.35			99	1.7	8	50/10
	1	277	41	0.17			94	1.7	11	50/10
F30T12/WM	2	120	50	0.42	.95	1.90	99	1.7	9	50/10
	2	277	50	0.20	.95	1.90	91	1.7	18	50/10
	1	120	30	0.26			99	1.7	12	50/10
	1	277	30	0.13			82	1.7	27	50/10
F30T12	2	120	60	0.31	.95	1.58	99	1.7	7	50/10
	2	277	58	0.22	.95	1.64	96	1.7	10	50/10
	1	120	37	0.31			99	1.7	8	50/10
	1	277	37	0.16			94	1.7	11	50/10
F20T12	2	120	46	0.39	1.00	2.17	99	1.7	8	50/10
	2	277	45	0.18	1.00	2.22	94	1.7	11	50/10
	1	120	28	0.24			99	1.7	9	50/10
	1	277	29	0.13			92	1.7	17	50/10

Safety and Performance

UL Type 1 Outdoor · UL Type HL · UL Class P · NRCan · FCC Part 18 Class B at 120 volts · cUL Listed · UL Listed

74474 – GE-260IS-MV-N (replaces 24108)

ProLine®

T12 Multivolt 120V – 277V

2 or 1 – F96T12 Instant Start 120 to 277

- For T12 4ft – 8ft Slimline Lamps
- High-performance electronic ballast for all general fluorescent applications
- Instant start electronic ballast for long lamp starting cycles and low initial cost
- Multi-voltage technology handles voltage from 120 to 277V
- Light weight, low-profile housing
- Parallel lamp operation means system maintenance is easier to manage

Order Code	Grainger Number
74474	4PRX4

General Characteristics	
Ballast Type	Electronic – Multivolt Instant Start
Starting Method	Rapid Start
Lamp Wiring	Parallel
Line Voltage Regulation(+/-)	10%
Ambient Temperature (MAX)	
Case Temperature (MAX)	70°C (158°F)
Ballast Factor	Normal
Power Factor Correction	Active
Sound Rating	A (20-24 decibels)
Enclosure Type	Metal
Additional Info	Auto-restart, Thermally protected

Electrical Characteristics	
Supply Current Frequency	50Hz/60 Hz

Dimensions	
Length (L)	9.5 in (241 mm)
Width (W)	1.7 in (43 mm)
Height (H)	1.2 in (30.5 mm)
Mounting Dimensions	
Mount Length (M)	8.9 in (226 mm)
Mount Width (X or F)	1.1 in (28 mm)
Mount Slots (MS)	0.3 in (8 mm)
Weight	2.40 lbs
Exit Type	Side
Remote Mounting Distance to Lamp	18 ft
Remote Mounting Wire Gauge	18 AWG
Lead Lengths	**Length (± 1 in)**
Black	25 in (635 mm)
White	25 in (635 mm)
Red	59 in (1499 mm)
Blue	67 in (1702 mm)

Specifications and lamp wattage

Lamp	# of Lamps	Line Volts (V)	System Watts (W)	Nom. Line Current (A)	System Ballast Factor	Ballast Efficacy Factor	Power Factor % (>=)	Crest Factor (<=)	THD% (<=)	Min Starting Temp (°F/°C)
F96T12/WMP	2	120	107	0.94	.88	.82	99	1.7	8	60/16
	2	277	106	0.40	.88	.83	96	1.7	10	60/16
	1	120	68	0.60	1.00	1.47	99	1.7	10	60/16
	1	277	68	0.27	1.00	1.47	95	1.7	12	60/16
F96T12/WM	2	120	112	0.98	.90	.80	99	1.7	8	60/16
	2	277	110	0.42	.90	.82	97	1.7	10	60/16
	1	120	72	0.63	1.00	1.39	99	1.7	10	60/16
	1	277	71	0.28	1.00	1.41	95	1.7	12	60/16
F96T12	2	120	141	1.24	.90	.64	99	1.7	8	0/-18
	2	277	138	0.53	.90	.65	98	1.7	10	0/-18
	1	120	90	0.79	1.02	1.13	99	1.7	10	0/-18
	1	277	89	0.34	1.02	1.15	96	1.7	12	0/-18
F84T12	2	120	125	1.10	.90	.72	99	1.7	8	0/-18
	2	277	123	0.47	.90	.73	97	1.7	10	0/-18
	1	120	80	0.70	1.04	1.30	99	1.7	10	0/-18
	1	277	79	0.30	1.04	1.32	96	1.7	12	0/-18
F72T12	2	120	107	0.94	.90	.84	99	1.7	8	0/-18
	2	277	106	0.40	.90	.85	97	1.7	10	0/-18
	1	120	69	0.60	1.08	1.51	99	1.7	10	0/-18
	1	277	69	0.27	1.08	1.51	95	1.7	12	0/-18
F64T12	2	120	97	0.86	.90	.93	99	1.7	8	0/-18
	2	277	96	0.37	.90	.94	97	1.7	10	0/-18
	1	120	63	0.55	1.08	1.71	99	1.7	10	0/-18
	1	277	63	0.25	1.08	1.71	95	1.7	12	0/-18
F60T12	2	120	92	0.81	.90	.98	99	1.7	8	0/-18
	2	277	91	0.35	.90	.99	96	1.7	10	0/-18
	1	120	60	0.53	1.08	1.80	99	1.7	10	0/-18
	1	277	60	0.28	1.08	1.80	94	1.7	12	0/-18
F48T12	2	120	73	0.65	.90	1.23	99	1.7	8	0/-18
	2	277	73	0.29	.90	1.23	95	1.7	10	0/-18
	1	120	49	0.43	1.10	2.24	99	1.7	10	0/-18
	1	277	48	0.20	1.10	2.29	89	1.7	12	0/-18

Safety and Performance UL Type 1 Outdoor NRCan UL Type HL FCC – CLASS A Non-Consumer UL Class P cUL Listed UL Listed

35727 – GE296HO-MVPS-N

ProLine® T12 High Output
T12 Multivolt 120V – 277V

2 or 1 – F96T12 HO RS 120 to 277 Multivolt ProLine®

Order Code	Grainger Number
35727	39WE25

General Characteristics	
Ballast Type	Electronic – Programmed/ Rapid Start
Starting Method	Rapid Start
Lamp Wiring	Series
Line Voltage Regulation(+/-)	10%
Ambient Temperature (MAX)	105°F (41°C)
Case Temperature (MAX)	75°C (167°F)
Ballast Factor	Normal
Power Factor Correction	Active
Sound Rating	A (20-24 decibels)
Additional Info	Auto-restart, Thermally protected

Electrical Characteristics	
Supply Current Frequency	50Hz/60 Hz

Dimensions	
Length (L)	11.75 in (299 mm)
Width (W)	2.15 in (55 mm)
Height (H)	1.61 in (41 mm)
Mounting Dimensions	
Mount Length (M)	11.0 in (279 mm)
Mount Width (X or F)	2.15 in (55 mm)
Mount Slots (MS)	
Weight	
Exit Type	Side

Specifications by lamp and wattage

Lamp	# of Lamps	Line Volts (V)	System Watts (W)	Nom. Line Current (A)	System Ballast Factor	Ballast Efficacy Factor	Power Factor % (>=)	Crest Factor (<=)	THD% (<=)	Min Starting Temp (°F/°C)
F96T12/HO/WM	2	120	164	1.38	.90	.55	99	1.7	10	60/16
	2	277	164	0.62	.90	.55	99	1.7	10	60/16
F96T12/HO	2	120	196	1.65	.90	.47	99	1.7	10	-20/-29
	2	277	196	0.73	.90	.46	97	1.7	10	-20/-29
	1	120	104	0.88	.92	.88	99	1.7	15	-20/-29
	1	277	104	0.42	.92	.88	95	1.7	15	-20/-29
F72T12/HO	2	120	154	1.30	.90	.58	99	1.7	10	-20/-29
	2	277	154	0.57	.90	.58	96	1.7	10	-20/-29
F70T8	2	120	120	1.17	.90	.75	99	1.7	10	-20/-29
	2	277	119	0.52	.90	.76	97	1.7	10	-20/-29
F60T12/HO	2	120	132	0.50	.90	.68	96	1.7	10	-20/-29
	2	277	132	0.50	.90	.68	96	1.7	10	-20/-29
F48T12/HO	2	120	112	0.95	.90	.80	99	1.7	15	-20/-29
	2	277	113	0.43	.90	.80	95	1.7	15	-20/-29



Safety and Performance

cUL Listed UL Listed FCC Part 18 (Class A) Non Consumer

Understanding **Compact Fluorescent Ballasts**

Compact fluorescent (CFL) ballasts provide energy saving alternatives to halogen, incandescent or HID light sources. Multi volt ProLine® CFL programmed start ballasts combine universal voltage (108-305V) technology with multi-lamp capability, dual entry color-coded connectors and ultra system reliability to create an industry leading CFL solution for commercial and residential applications.

UltraMax® and UltraStart® High Lumen Biax® ballasts with the High Lumen WattMiser® Biax® lamp provides the perfect solution for high efficiency and high lumen output in a small space.

Multivolt ProLine®

Multivolt ProLine® CFL ballasts are offered in 3W configuration: 3-way mounting kits that allow you to have all three mounting options with one kit.

Multivolt ProLine® CFL ballasts come with a five-year ballast and one-year lamp limited warranty. These ballasts have a Consumer Class B EMI rating for residential applications, as well as a high power factor ballast design.

Use the Multivolt ProLine® CFL Multi-Lamp compatibility chart (page 17-3) to find the right ballast for your need.

UltraMax® Instant Start Ballasts:

- For use in long burn cycles (>10 hr cycles) to maintain lamp life
- High efficiency (>90%) design
- Universal voltage (120-277V)
- Striation control circuitry
- Small compact housing

ProLine® CFL Date Code System

Date Code Format: 01 200801 = Week2008 = Year

UltraMax® and UltraStart® Biax® ballasts have the same date code system as all linear fluorescent ballasts.

UltraStart® Programmed Start Ballasts:

- For use in shorter burn cycles (<3 hr cycles) to extend lamp life
- High efficiency (>90%) cathode cutout design
- Universal voltage (120-277V)
- Striation control circuitry
- Small compact housing
- Parallel lamp operation
- <700ms fast starting time
- Ballasts available for both F40/30W and F40/25W lamps

63097 – GEC226-MVPS-3W

ProLine® CFL Electronic Ballasts

2 – CFQ26W, FT24 or 1 – 24W CFTR32 120-277V ProLine® PS

- Multi-voltage technology means a single ballast handles voltage from 108V to 305V
- Programmed starting for extended lamp life
- End-of-Lamp-Life protection
- Color coded poke-in connectors simplifies wiring

Order Code	Grainger Number
63097	2XKW2

General Characteristics	
Ballast Type	Electronic – Program/ Rapid Start
Starting Method	Programmed Start
Lamp Wiring	Series
Line Voltage Regulation(+/-)	10%
Ambient Temperature (MAX)	104°F (40°C)
Case Temperature (MAX)	75°C (167°F)
Ballast Factor	Normal
Power Factor Correction	Active
Sound Rating	A (20-24 decibels)
Additional Info	Auto restart, Thermally protected, Universal voltage

Dimensions	
Physical Parameters	
Length (L)	5.1 in (128 mm)
Width (W)	2.4 in (60 mm)
Height (H)	0.9 in (23 mm)
Weight	0.419 lbs
Exit Type	Dual Entry
Remote Mounting Distance to Lamp	9.8 ft (3 m)
Remote Mounting Wire Gauge	18 AWG

Electrical Characteristics	
Supply Current Frequency	50Hz/60 Hz

Specifications by lamp and wattage

Lamp	# of Lamps	Line Volts (V)	System Watts (W)	Nom. Line Current (A)	System Ballast Factor	Ballast Efficacy Factor	Power Factor % (>=)	Crest Factor (<=)	THD% (<=)	Min Starting Temp (°F/°C)
CFQ26W/G24q	2	120	56	0.47	1.02	1.82	99	1.7	10	-20/-29
	2	277	54	0.20	1.02	1.89	97	1.7	11	-20/-29
	1	120	30	0.25	1.04	3.47	99	1.7	10	-20/-29
	1	277	30	0.12	1.04	3.47	93	1.7	13	-20/-29
CFTR26W/GX24q	2	120	64	0.53	.97	1.52	99	1.7	10	-20/-29
	2	277	64	0.23	.88	1.38	97	1.7	12	-20/-29
	1	120	32	0.26	1.01	3.16	99	1.7	10	-20/-29
	1	277	32	0.12	1.00	3.16	94	1.7	13	-20/-29
CFS21W/GR10q	2	120	56	0.47	1.12	2.00	99	1.7	10	-20/-29
	2	277	55	0.20	1.11	2.02	96	1.7	11	-20/-29
CFTR42W/GX24q	1	120	51	0.42	.92	1.80	99	1.7	10	-20/-29
	1	277	50	0.18	.92	1.84	97	1.7	12	-20/-29
CFTR32W/GX24q	1	120	39	0.33	1.24	3.18	99	1.7	10	-20/-29
	1	277	39	0.15	1.23	3.15	95	1.7	13	-20/-29
FC16T9 40W	1	120	40	0.33	.89	2.23	99	1.7	10	-20/-29
	1	277	40	0.14	.94	2.35	95	1.7	13	-20/-29
FT24W/2G11	1	120	27	0.23	1.04	3.85	99	1.7	10	-20/-29
	1	277	27	0.11	1.10	4.07	91	1.7	14	-20/-29
FT36W/2G11	1	120	35	0.29	.94	2.69	99	1.7	10	-20/-29
	1	277	35	0.13	.94	2.69	94	1.7	13	-20/-29
FT39W/2G11	1	120	33	0.27	.97	2.94	99	1.7	10	-20/-29
	1	277	33	0.12	.98	2.97	94	1.7	14	-20/-29

71436 – GEC340MAX-A

High-Lumen Biax® UltraMax® Instant Start

3 – FT40W-25W/2G11 Biax - 120-277V UltraMax® Instant Start

- Multi-Voltage technology handles voltage from 120 to 277V
- Energy saving, high efficiency instant start electronic ballast (> 90%)
- Instant start electronic ballast for long lamp starting cycles and low initial cost
- Lamp End-of-Life Safety Shutdown Circuit with Re-Lamping Auto-reset

Order Code	Grainger Number
71436	6TWG9

General Characteristics	
Ballast Type	Electronic – High Efficiency Instant Start
Starting Method	Instant Start
Lamp Wiring	Parallel
Line Voltage Regulation(+/-)	10%
Ambient Temperature (MAX)	105°F (41°C)
Case Temperature (MAX)	70°C (158°F)
Ballast Factor	Normal
Power Factor Correction	Active
Sound Rating	A (20-24 decibels)
Additional Info	End-of-Life Protection (EOL), Thermally protected

Dimensions	
Length (L)	9.5 in (241 mm)
Width (W)	1.7 in (43 mm)
Height (H)	1.18 in (30 mm)
Mounting Dimensions	
Mount Length (M)	8.9 in (226 mm)
Mount Width (X or F)	1.18 in (30 mm)
Mount Slots (MS)	0.3 in (8 mm)
Weight	1.40 lbs
Exit Type	Side
Remote Mounting Distance to Lamp	12 ft
Remote Mounting Wire Gauge	18 AWG

Electrical Characteristics	
Supply Current Frequency	50Hz/60 Hz

Specifications by lamp and wattage

Lamp	# of Lamps	Line Volts (V)	System Watts (W)	Nom. Line Current (A)	System Ballast Factor	Power Factor % (>=)	Crest Factor (<=)	THD% (<=)	Min Starting Temp (°F/°C)
FT40W/4P	3	120	100	0.86	.90	99	1.7	10	0/-18
	3	277	99	0.36	.90	99	1.7	10	0/-18
	2	120	76	0.65	.98	99	1.7	10	0/-18
	2	277	75	0.27	.98	95	1.7	10	0/-18
FT40W/28W/4P	3	120	93	0.79	1.00	99	1.7	10	0/-18
	3	277	91	0.33	1.00	95	1.7	10	0/-18
	2	120	70	0.59	1.07	99	1.7	10	0/-18
	2	277	69	0.25	1.07	95	1.7	10	0/-18
FT40W/25W/4P	3	120	85	0.73	1.00	99	1.7	10	0/-18
	3	277	84	0.31	1.00	95	1.7	10	0/-18
	2	120	64	0.53	1.11	99	1.7	10	0/-18
	2	277	63	0.23	1.11	95	1.7	10	0/-18

Safety and Performance

FCC Part 18 Class B UL Class P UL Type 1 Outdoor No PCB's ANSI Standard C82.11-Cons 2002 ANSI Standard C62.41-1991

Understanding **Electromagnetic HID Ballasts**

Current offers High Intensity Discharge (HID) ballasts for mercury, probe start metal halide, pulse start metal halide and high pressure sodium lamps. Standard metal halide lamps or probe start metal halide over 150 watts, like fluorescent, are electric discharge lamps and require an open circuit voltage of nearly two times the operating voltage to the initiate the arc between the two electrodes in the arc tube. High pressure sodium, pulse start metal halide and probe start metal halide lamps 150 watts or less require an ignitor to initiate the high voltage to start the lamps. The ballasts provide the starting voltage with the igniter, where required and provides stability for the lamp. HID lamps have negative impedance characteristics and would draw current until destruction unless a ballast was in place to regulate the current.

HID lamps take several minutes to warm-up and reach full light output. If power is interrupted between the lamp and the ballast, the arc will extinguish and lamp will go out. The lamp must cool down and reduce the vapor pressure before it will re-start. Typical warm-up and restrike times are as follows:

HID Ballast Types

Core and Coil

The most common HID ballasts are the core and coil and is used in 90% of the fixture applications. Core and coil ballasts consist of one, two or three copper (or aluminum) coils on a core of electrical-grade steel laminations. HID ballasts are classified by the kind of circuit they use: Reactor (R), High Reactance autotransformer (HX), Constant Wattage Autotransformer (CWA), Regulated lag (Reg Lag) or Electronic. HID ballast are also classified as high power factor (HPF) or normal power factor (NPF).

HID ballast 150 watts or less have High Reactance Autotransformer circuits and high power factor (HX-HPF). HID ballast greater that 150 watts have Constant Wattage Auto transformer circuits and are high power factor (HPF).

CWA ballast is the most common circuit for core and coil ballast. CWA circuits provide for stable light regulation. The CWA circuit consists of a high reactance autotransformer with a capacitor in series with the lamp resulting with high power factor ballast. In most CWA ballast circuits a 10% drop in line voltage will only reduce the light output and wattage by 5%. The CWA circuit ballast requires an igniter for QMH pulse start, ceramic metal halide and HPS lamps. Igniters are also required for QMH lamps 150 watts or less.

86675 – GEM100MLTLC3D-5

Metal Halide

1 – 100W MH M90 or M140 Quad (120/208/240/277V)

- For 100W Metal Halide HID Lamps
- Magnetic ballast construction ideal for a wide variety of lighting applications
- Precision-wound coils, ensuring even heat dissipation and the highest electrical integrity
- Distributor replacement kit contains the appropriate core and coil with color coded leads, a properly rated capacitor and ignitor (if required) and all other components required for ballast replacement

Order Code	Grainger Number
86675	21GR17

General Characteristics	
Ballast Type	Magnetic – Core and Coil
ANSI Lamp Codes	M92, M90, M140
Voltage	120/208/240/277
Line Voltage Regulation(+/-)	5%
Circuit Type	HX-HPF
Insulation Class	180° C
Type of Capacitor	Dry Film
Capacitance	12 Mfd GECAP-12/280V-D
Voltage (MIN)	280
Capacitor Temperature Rating	100°C (212°F)
GE Igniter (Discontinued)	MH350-1A
Sound Rating	
Additional Info	

Electrical Characteristics	
Supply Current Frequency	60 Hz

Dimensions	
Length (L)	5.25 in (133 mm)
Width (W)	1.25 in (32 mm)
Mounting Dimensions	
Mount Length (M)	4.6 in (117 mm)
Mount Width (X or F)	
Mount Slots (MS)	0.25 in (6 mm)
A	2.0
B	3.0
Weight	5.0 lbs
Exit Type	Side
Nominal Length	2.7 in (69 mm)
Frame Size (H x L)	2.813 in x 3.939 in

Specifications by lamp and line voltage

Lamp	Specifications by line voltage	120	208	240	277
M92	System Wattage (W)	119	119	119	119
	Nominal Current	1.10A	0.60A	0.50A	0.50A
	Ballast Factor	1	1	1	1
	Ballast Efficiency Factor				
	Max Input Current	2.27A	1.30A	1.13A	0.98A
	Starting Current	1.26A	0.69A	0.60A	0.53A
	Open Circuit Voltage	274V	274V	274V	274V
	Drop Out Voltage	96V	166V	192V	222V
	Power Factor (>=) %	90	90	90	90
	Min. Starting Temp (°F/°C)	-22/-30	-22/-30	-22/-30	-22/-30
	Fuse Rating	5	4	3	3
	UL Bench Top Rise	D	D	D	D

Lamp	Specifications by line voltage	120	208	240	277
M90, M140 100W Ceramic Metal Halide 100W Quartz Metal Halide	System Wattage (W)	119	119	119	119
	Nominal Current	1.10A	0.60A	0.50A	0.50A
	Ballast Factor	1	1	1	1
	Ballast Efficiency Factor	0.84	0.84	0.84	0.84
	Max Input Current	2.27A	1.30A	1.13A	0.98A
	Starting Current	1.26A	0.69A	0.60A	0.53A
	Open Circuit Voltage	274V	274V	274V	274V
	Drop Out Voltage	96V	166V	192V	222V
	Power Factor (>=) %		90	90	90
	Min. Starting Temp (°F/°C)	-22/-30	-22/-30	-22/-30	-22/-30
	Fuse Rating	5	4	3	3
	UL Bench Top Rise	D	D	D	D

Safety and Performance cUL Listed UL Listed

86718 – GEM150MLTLC3D-5

Metal Halide

1 – 150W MH M102 or M142 Quad (120/208/240/277V)

Order Code	Grainger Number
86718	-

General Characteristics	
Ballast Type	Magnetic – Core and Coil
ANSI Lamp Codes	M142, M102
Voltage	120/208/240/277
Line Voltage Regulation(+/-)	5%
Circuit Type	HX-HPF
Insulation Class	180° C
Type of Capacitor	Dry Film
Capacitance	16 Mfd GECAP-16/280V-D
Voltage (MIN)	300
Capacitor Temperature Rating	100°C (212°F)
GE Igniter (Discontinued)	MH350-1A

Electrical Characteristics	
Supply Current Frequency	60 Hz

Specifications by lamp and line voltage

Lamp	Specifications by line voltage	120	208	240	277
M142, M102 150W Ceramic Metal Halide 150W Quartz Metal Halide	System Wattage (W)	186	186	186	186
	Nominal Current	1.60A	1.00A	0.80A	0.70A
	Ballast Factor	1	1	1	1
	Ballast Efficiency Factor	0.81	0.81	0.81	0.81
	Max Input Current	3.37A	1.95A	1.68A	1.39A
	Starting Current	1.86A	1.03A	0.89A	0.77A
	Open Circuit Voltage	257V	257V	257V	257V
	Drop Out Voltage	96V	166V	192V	222V
	Power Factor (>=) %	90	90	90	90
	Min. Starting Temp (°F/°C)	-22/-30	-22/-30	-22/-30	-22/-30
	Fuse Rating	10	5	5	4
	UL Bench Top Rise	A	B	A	A

- For 150W Metal Halide HID Lamps
- Magnetic ballast construction ideal for a wide variety of lighting applications
- Precision-wound coils, ensuring even heat dissipation and the highest electrical integrity
- Distributor replacement kit contains the appropriate core and coil with color coded leads, a properly rated capacitor and ignitor (if required) and all other components required for ballast replacement
- Quad ballast (120, 208, 240, 277)

Dimensions	
Length (L)	5.25 in (133 mm)
Width (W)	1.25 in (32 mm)
Mounting Dimensions	
Mount Length (M)	4.6 in (117 mm)
Mount Width (X or F)	
Mount Slots (MS)	0.25 in (6 mm)
A	2.3
B	4.0
Weight	7.0 lbs
Exit Type	Side
Nominal Length	2.7 in (69 mm)
Frame Size (H x L)	2.813 in x 3.939 in

Safety and Performance cUL Listed UL Listed

63078 - GEM175ML5AA3-5

Metal Halide

1 – 175W MH M57 or M109 5-Tap (120/208/240/277/480V)

Order Code	Grainger Number
63078	48K853

General Characteristics	
Ballast Type	Magnetic – Core and Coil
ANSI Lamp Codes	M57, H38, M109
Voltage	120/208/240/277/480
Line Voltage Regulation(+/-)	10%
Circuit Type	CWA
Insulation Class	180° C
Type of Capacitor	Oil filled
Capacitance	10 Mfd
Voltage (MIN)	400
Capacitor Temperature Rating	100°C (212°F)

Electrical Characteristics	
Supply Current Frequency	60 Hz

Specifications by lamp and line voltage

Lamp	Specifications by line voltage	120	208	240	277	480
M57, M109	System Wattage (W)	202	202	202	202	202
	Nominal Current	1.70A	1.00A	0.90A	0.80A	0.40A
	Ballast Factor	1	1	1	1	1
	Ballast Efficiency Factor	0.87	0.87	0.87	0.87	0.87
	Max Input Current	1.70A	1.00A	0.90A	0.80A	0.40A
	Starting Current	0.60A	0.37A	0.32A	0.28A	0.21A
	Open Circuit Voltage	307V	307V	307V	307V	307V
	Drop Out Voltage	96V	166V	192V	222V	384V
	Power Factor (>=) %	90	90	90	90	90
	Min. Starting Temp (°F/°C)	-22/-30	-22/-30	-22/-30	-22/-30	-22/-30
	Fuse Rating	5	3	3	2	1.5
	UL Bench Top Rise	D	C	C	C	C

- For 175W Metal Halide HID Lamps
- Magnetic ballast construction ideal for a wide variety of lighting applications
- Precision-wound coils, ensuring even heat dissipation and the highest electrical integrity
- 5-tap ballast (120, 208, 240, 277, or 480 volt) featuring a 480-volt tap

Dimensions	
Length (L)	5.3 in (133 mm)
Width (W)	1.3 in (33 mm)
Mounting Dimensions	
Mount Length (M)	4.6 in (117 mm)
Mount Width (X or F)	
Mount Slots (MS)	0.3 in (8 mm)
A	3.0
B	4.0
Weight	8.0 lbs
Exit Type	Side
Nominal Length	3.2 in (83 mm)
Frame Size (H x L)	2.813 in x 3.939 in

Safety and Performance cUL Listed UL Listed

87211 – GEM250ML5AC3-5

Metal Halide

1 – 250W MH M58 5-Tap (120/208/240/277/480V)

- For 250W Metal Halide HID Lamps
- Magnetic ballast construction ideal for a wide variety of lighting applications
- Precision-wound coils, ensuring even heat dissipation and the highest electrical integrity
- Distributor replacement kit contains the appropriate core and coil with color coded leads, a properly rated capacitor and ignitor (if required) and all other components required for ballast replacement
- 5-tap ballast (120, 208, 240, 277, or 480 volt) featuring a 480-volt tap

Order Code	Grainger Number
87211	48K875

General Characteristics	
Ballast Type	Magnetic – Core and Coil
ANSI Lamp Codes	M58
Voltage	120/208/240/277/480
Line Voltage Regulation(+/-)	10%
Circuit Type	CWA
Insulation Class	180° C
Type of Capacitor	Oil Filled
Capacitance	15 Mfd GECAP-15/400V-O
Voltage (MIN)	400
Capacitor Temperature Rating	100°C (212°F)
GE Igniter (Discontinued)	
Sound Rating	
Additional Info	

Electrical Characteristics	
Supply Current Frequency	60 Hz

Dimensions	
Length (L)	5.25 in (133 mm)
Width (W)	1.25 in (32 mm)
Mounting Dimensions	
Mount Length (M)	4.6 in (117 mm)
Mount Width (X or F)	
Mount Slots (MS)	0.25 in (6 mm)
A	3.0
B	4.3
Weight	9.0 lbs
Exit Type	Side
Nominal Length	3.2 in (83 mm)
Frame Size (H x L)	2.813 in x 3.939 in
Lead Lengths	
Orange	
Violet & Black	
Violet/White	
Black/Yellow	

Specifications by lamp and line voltage

Lamp	Specifications by line voltage	120	208	240	277	480
M58 250W Quartz Metal Halide	System Wattage (W)	280	280	280	280	280
	Nominal Current	2.50A	1.40A	1.25A	1.10A	0.65A
	Ballast Factor	1	1	1	1	1
	Ballast Efficiency Factor	0.89	0.89	0.89	0.89	0.89
	Max Input Current	2.60A	1.60A	1.30A	1.20A	0.70A
	Starting Current	1.50A	1.00A	0.80A	0.70A	0.50A
	Open Circuit Voltage	290V	290V	290V	290V	290V
	Drop Out Voltage	96V	166V	192V	222V	384V
	Power Factor (>=) %	90	90	90	90	90
	Min. Starting Temp (°F/°C)	-22/-30	-22/-30	-22/-30	-22/-30	-22/-30
	Fuse Rating	8	5	4	3	2
	UL Bench Top Rise	B	B	B	C	C

Safety and Performance cUL Listed UL Listed

72300 – GEM400ML5AA4-5/2

Metal Halide

1 – 400W M59 or H33 5-Tap (120/208/240/277/480V) A1 C&C

- For 400W Metal Halide HID Lamps
- Magnetic ballast construction ideal for a wide variety of lighting applications
- Precision-wound coils, ensuring even heat dissipation and the highest electrical integrity
- Distributor replacement kit contains the appropriate core and coil with color coded leads, a properly rated capacitor and ignitor (if required) and all other components required for ballast replacement
- 5-tap ballast (120, 208, 240, 277, or 480 volt) featuring a 480-volt tap

Order Code	Grainger Number
72300	48K858

General Characteristics	
Ballast Type	Magnetic – Core and Coil
ANSI Lamp Codes	M59
Voltage	120/208/240/277/480
Line Voltage Regulation(+/-)	10%
Circuit Type	CWA
Insulation Class	Class H, 180°C or Class N, 200°C
Type of Capacitor	Oil Filled
Capacitance	24 Mfd GECAP-24/400V-O
Voltage (MIN)	450
Capacitor Temperature Rating	105°C (221°F)
GE Igniter (Discontinued)	
Sound Rating	
Additional Info	

Electrical Characteristics	
Supply Current Frequency	60 Hz

Dimensions	
Length (L)	5.25 in (133 mm)
Width (W)	1.25 in (32 mm)
Mounting Dimensions	
Mount Length (M)	4.6 in (117 mm)
Mount Width (X or F)	
Mount Slots (MS)	0.25 in (6 mm)
A	2.17
B	3.90
Weight	10.8 lbs
Exit Type	Side
Nominal Length	3.7 in (95 mm)
Frame Size (H x L)	4.25 in x 4.75 in
Lead Lengths	
Orange	
Violet & Black	
Violet/White	
Black/Yellow	

Specifications by lamp and line voltage

Lamp	Specifications by line voltage	120	208	240	277	480
M59 400W Quartz Metal Halide 360W Quartz Metal Halide	System Wattage (W)	461	461	461	461	461
	Nominal Current	4.0A	2.3A	2.0A	1.75A	1.00A
	Ballast Factor	1	1	1	1	1
	Ballast Efficiency Factor	0.86	0.86	0.86	0.86	0.86
	Max Input Current	4.0A	2.3A	2.0A	1.75A	1.00A
	Starting Current	3.90A	3.90A	3.90A	3.90A	3.90A
	Open Circuit Voltage	300V	300V	300V	300V	300V
	Drop Out Voltage	580V	580V	580V	580V	580V
	Power Factor (>=) %	90	90	90	90	90
	Min. Starting Temp (°F/°C)	-22/-30	-22/-30	-22/-30	-22/-30	-22/-30
	Fuse Rating	8	5	4	3	2
	UL Bench Top Rise	D or A	D or A	D or A	D or A	D or A

Safety and Performance cUL Listed UL Listed

87213 – GEM1000ML5AA5-5/2

Metal Halide

1 – 1000W MH M47 5-Tap (120/208/240/277/480V)

- For 1000W Metal Halide HID Lamps
- Magnetic ballast construction ideal for a wide variety of lighting applications
- Precision-wound coils, ensuring even heat dissipation and the highest electrical integrity
- Distributor replacement kit contains the appropriate core and coil with color coded leads, a properly rated capacitor and ignitor (if required) and all other components required for ballast replacement
- 5-tap ballast (120, 208, 240, 277, or 480 volt) featuring a 480-volt tap

Order Code	Grainger Number
87213	12J918

General Characteristics	
Ballast Type	Magnetic – Core and Coil
ANSI Lamp Codes	M47
Voltage	120/208/240/277/480
Line Voltage Regulation(+/-)	10%
Circuit Type	CWA
Insulation Class	Class H, 180°C or Class N, 200°C
Type of Capacitor	Oil Filled
Capacitance	24 Mfd GECAP-24/480V-O
Voltage (MIN)	480
Capacitor Temperature Rating	105°C (221°F)
GE Igniter (Discontinued)	
Sound Rating	
Additional Info	

Electrical Characteristics	
Supply Current Frequency	60 Hz

Dimensions	
Length (L)	7.75 in (197 mm)
Width (W)	2.75 in (70 mm)
Mounting Dimensions	
Mount Length (M)	6.1 in (155 mm)
Mount Width (X or F)	
Mount Slots (MS)	0.25 in (6 mm)
A	3.0
B	5.0
Weight	21.0 lbs
Exit Type	Side
Nominal Length	3.7 in (95 mm)
Frame Size (H x L)	4.25 in x 6.00 in
Lead Lengths	
Orange	
Violet & Black	
Violet/White	
Black/Yellow	

Specifications by lamp and line voltage

Lamp	Specifications by line voltage	120	208	240	277	480
M47 1000W Quartz Metal Halide	System Wattage (W)	1,050	1,050	1,050	1,050	1,050
	Nominal Current	9.00A	5.20A	4.50A	3.90A	2.25A
	Ballast Factor	1	1	1	1	1
	Ballast Efficiency Factor	0.91	0.91	0.91	0.91	0.91
	Max Input Current	9.00A	5.20A	4.50A	3.90A	2.25A
	Starting Current	5.60A	5.60A	5.60A	5.60A	5.60A
	Open Circuit Voltage	415V	415V	415V	415V	415V
	Drop Out Voltage	96V	166V	192V	222V	384V
	Power Factor (>=) %	90	90	90	90	90
	Min. Starting Temp (°F/°C)	-22/-30	-22/-30	-22/-30	-22/-30	-22/-30
	Fuse Rating	18	10	9	7	5
	UL Bench Top Rise	D or A	D or A	D or A	D or A	D or A

Safety and Performance cUL Listed UL Listed

86693 – GEM150048TAC5M5-5

Metal Halide

1 – 1500W MH M48 480

- For 1500W Metal Halide HID Lamps
- Magnetic ballast construction ideal for a wide variety of lighting applications
- Precision-wound coils, ensuring even heat dissipation and the highest electrical integrity
- Distributor replacement kit contains the appropriate core and coil with color coded leads, a properly rated capacitor and ignitor (if required) and all other components required for ballast replacement

Order Code	Grainger Number
86693	48K861

General Characteristics	
Ballast Type	Magnetic – Core and Coil
ANSI Lamp Codes	M48
Voltage	480
Line Voltage Regulation(+/-)	10%
Circuit Type	CWA
Insulation Class	180°C
Type of Capacitor	Oil Filled
Capacitance	32 Mfd GECAP-32/525V-O
Voltage (MIN)	525
Capacitor Temperature Rating	100°C (212°F)
GE Igniter (Discontinued)	
Sound Rating	
Additional Info	

Electrical Characteristics	
Supply Current Frequency	60 Hz

Dimensions	
Length (L)	6.0 in (152 mm)
Width (W)	5.8 in (147 mm)
Height (H)	4.3 in (109 mm)
Weight	29.8 lbs
Exit Type	Side

Specifications by lamp and line voltage

Lamp	Specifications by line voltage	
		480
M48 1500W Quartz Metal Halide	System Wattage (W)	1,581
	Nominal Current	3.10A
	Ballast Factor	1
	Ballast Efficiency Factor	0.95
	Max Input Current	3.10A
	Starting Current	3.18A
	Open Circuit Voltage	449V
	Drop Out Voltage	384V
	Power Factor (>=) %	90
	Min. Starting Temp (°F/°C)	-22/-30
	Fuse Rating	10
	UL Bench Top Rise	G

Safety and Performance cUL Listed UL Listed

86698 – GEM1500MLTAC5-5

Metal Halide

1 – 1500W MH M48 Quad (120/208/240/277V)

- For 1500W Metal Halide HID Lamps
- Magnetic ballast construction ideal for a wide variety of lighting applications
- Precision-wound coils, ensuring even heat dissipation and the highest electrical integrity
- Distributor replacement kit contains the appropriate core and coil with color coded leads, a properly rated capacitor and ignitor (if required) and all other components required for ballast replacement
- Quad ballast (120, 208, 240, 277)

Order Code	Grainger Number
86698	-

General Characteristics	
Ballast Type	Magnetic – Core and Coil
ANSI Lamp Codes	M48
Voltage	240/277
Line Voltage Regulation(+/-)	10%
Circuit Type	CWA
Insulation Class	180°C
Type of Capacitor	Oil Filled
Capacitance	32 Mfd GECAP-32/525V-O
Voltage (MIN)	525
Capacitor Temperature Rating	100°C (212°F)
GE Igniter (Discontinued)	
Sound Rating	
Additional Info	

Electrical Characteristics	
Supply Current Frequency	60 Hz

Dimensions	
Length (L)	3.9 in (99 mm)
Width (W)	1.0 in (25 mm)
Height (H)	2.8 in (71 mm)
Mounting Dimensions	
Mount Length (M)	6.1 in (155 mm)
Mount Width (X or F)	
Mount Slots (MS)	0.25 in (6 mm)
A	4.0
B	6.0
Weight	30.0 lbs
Exit Type	Side
Nominal Length	5.2 in (133 mm)
Frame Size (H x L)	4.25 in x 6.00 in

Specifications by lamp and line voltage

Lamp	Specifications by line voltage	120	208	240	277
M48 1500W Quartz Metal Halide	System Wattage (W)	1,602	1,602	1,602	1,602
	Nominal Current	13.70A	7.70A	6.80A	6.00A
	Ballast Factor	1	1	1	1
	Ballast Efficiency Factor	0.94	0.94	0.94	0.94
	Max Input Current	13.70A	7.70A	6.80A	6.00A
	Starting Current	12.95A	7.46A	6.52A	5.75A
	Open Circuit Voltage	440V	440V	440V	440V
	Drop Out Voltage	96V	166V	192V	222V
	Power Factor (>=) %	90	90		90
	Min. Starting Temp (°F/°C)	-22/-30	-22/-30	-22/-30	-22/-30
	Fuse Rating	40	25	20	20
	UL Bench Top Rise	A	A	A	A

Safety and Performance cUL Listed UL Listed

67347 – GEP400MLTAA4-5/2

Pulse Start

1 – 400W PS M135/M155 Quad (120/208/240/277V)

- For 400W Pulse Start Metal Halide HID Lamps
- Magnetic ballast construction ideal for a wide variety of lighting applications
- Precision-wound coils, ensuring even heat dissipation and the highest electrical integrity
- Distributor replacement kit contains the appropriate core and coil with color coded leads, a properly rated capacitor and ignitor (if required) and all other components required for ballast replacement
- Quad ballast (120, 208, 240, 277)

Order Code	Grainger Number
67347	45MV55

General Characteristics	
Ballast Type	Magnetic – Core and Coil
ANSI Lamp Codes	M135/M155
Voltage	120/208/240/277
Line Voltage Regulation(+/-)	10%
Circuit Type	CWA
Insulation Class	Class H, 180°C or Class N, 200°C
Type of Capacitor	Oil Filled
Capacitance	24 Mfd GECAP-24/400V-O
Voltage (MIN)	450
Capacitor Temperature Rating	105°C (221°F)
GE Igniter (Discontinued)	MH350-1A
Sound Rating	
Additional Info	

Electrical Characteristics	
Supply Current Frequency	60 Hz

Specifications by lamp and line voltage					
Lamp	Specifications by line voltage				
		120	208	240	277
M135/M155	System Wattage (W)	457	457	457	457
	Nominal Current	4.00A	2.30A	2.00A	1.75A
	Ballast Factor	1	1	1	1
	Ballast Efficiency Factor	0.87	0.87	0.87	0.87
	Max Input Current	4.00A	2.30A	2.00A	1.75A
	Starting Current	3.80A	3.80A	3.80A	3.80A
	Open Circuit Voltage	300V	300V	300V	300V
	Drop Out Voltage	580V	580V	580V	580V
	Power Factor (>=) %	90	90	90	90
	Min. Starting Temp (°F/°C)	-20/-30	-20/-30	-20/-30	-20/-30
	Fuse Rating	8	5	4	3
	UL Bench Top Rise	A or D	A or D	A or D	A or D

Dimensions	
Length (L)	5.25 in (133 mm)
Width (W)	1.25 in (32 mm)
Mounting Dimensions	
Mount Length (M)	4.6 in (117 mm)
Mount Width (X or F)	
Mount Slots (MS)	0.25 in (6 mm)
A	2.17
B	3.90
Weight	10.80 lbs
Exit Type	Side
Nominal Length	4.6 in (119 mm)
Frame Size (H x L)	4.25 in x 4.75 in

Safety and Performance cUL Listed UL Listed

87214 – GES250ML5AA4-5

High Pressure Sodium

1 – 250W HPS S50 5-Tap (120/208/240/277/480V)

- For 250W High Pressure Sodium HID Lamps
- Magnetic ballast construction ideal for a wide variety of lighting applications
- Precision-wound coils, ensuring even heat dissipation and the highest electrical integrity
- Distributor replacement kit contains the appropriate core and coil with color coded leads, a properly rated capacitor and ignitor (if required) and all other components required for ballast replacement
- 5-tap ballast (120, 208, 240, 277, or 480 volt) featuring a 480-volt tap

Order Code	Grainger Number
87214	-

General Characteristics	
Ballast Type	Magnetic – Core and Coil
ANSI Lamp Codes	S50
Voltage	120/208/240/277/480
Line Voltage Regulation(+/-)	10%
Circuit Type	CWA
Insulation Class	180°C
Type of Capacitor	Oil Filled
Capacitance	35 Mfd GECAP-35/240V-O
Voltage (MIN)	240
Capacitor Temperature Rating	100°C (212°F)
GE Igniter (Discontinued)	HPS400-3A
Sound Rating	
Additional Info	

Electrical Characteristics	
Supply Current Frequency	60 Hz

Dimensions	
Length (L)	5.25 in (133 mm)
Width (W)	1.25 in (32 mm)
Mounting Dimensions	
Mount Length (M)	4.6 in (117 mm)
Mount Width (X or F)	
Mount Slots (MS)	0.25 in (6 mm)
A	2.0
B	4.0
Weight	12.0 lbs
Exit Type	Side
Nominal Length	3.7 in (95 mm)
Frame Size (H x L)	4.25 in x 4.75 in
Lead Lengths	
Orange	
Violet & Black	
Violet/White	
Black/Yellow	

Specifications by lamp and line voltage

Lamp	Specifications by line voltage	120	208	240	277	480
S50 250W High Pressure Sodium	System Wattage (W)	292	292	292	292	292
	Nominal Current	2.50A	1.50A	1.30A	1.10A	0.60A
	Ballast Factor	1	1	1	1	1
	Ballast Efficiency Factor	0.86	0.86	0.86	0.86	0.86
	Max Input Current	2.50A	1.50A	1.30A	1.10A	0.60A
	Starting Current	1.59A	0.93A	0.81A	0.70A	0.40A
	Open Circuit Voltage	186V	186V	186V	186V	186V
	Drop Out Voltage	96V	166V	192V	222V	384V
	Power Factor (>=) %	90	90	90	90	90
	Min. Starting Temp (°F/°C)	-22/-30	-22/-30	-22/-30	-22/-30	-22/-30
	Fuse Rating	8	5	4	4	4
	UL Bench Top Rise	C	C	B	B	B

Safety and Performance cUL Listed UL Listed

63066 – GES400ML5AA4-5 (replaces 87215)

High Pressure Sodium

1 – 400W HPS S51 5-Tap (120/208/240/277/480V)

- For 400W High Pressure Sodium HID Lamps
- Magnetic ballast construction ideal for a wide variety of lighting applications
- Precision-wound coils, ensuring even heat dissipation and the highest electrical integrity
- Distributor replacement kit contains the appropriate core and coil with color coded leads, a properly rated capacitor and ignitor (if required) and all other components required for ballast replacement
- 5-tap ballast (120, 208, 240, 277, or 480 volt) featuring a 480-volt tap

Order Code	Grainger Number
63066	-

General Characteristics	
Ballast Type	Magnetic – Core and Coil
ANSI Lamp Codes	S51
Voltage	120/208/240/277/480
Line Voltage Regulation(+/-)	10%
Circuit Type	CWA
Insulation Class	180°C
Type of Capacitor	Oil Filled
Capacitance	55 Mfd GECAP-55/240V-O
Voltage (MIN)	240
Capacitor Temperature Rating	100°C (212°F)
GE Igniter (Discontinued)	HPS400-3A 86641
Sound Rating	
Additional Info	

Electrical Characteristics	
Supply Current Frequency	60 Hz

Dimensions	
Length (L)	5.25 in (133 mm)
Width (W)	1.25 in (32 mm)
Mounting Dimensions	
Mount Length (M)	4.6 in (117 mm)
Mount Width (X or F)	
Mount Slots (MS)	0.25 in (6 mm)
A	2.0
B	4.0
Weight	15.0 lbs
Exit Type	Side
Nominal Length	4.2 in (108 mm)
Frame Size (H x L)	4.25 in x 4.75 in
Lead Lengths	
Orange	
Violet & Black	
Violet/White	
Black/Yellow	

Specifications by lamp and line voltage

Lamp	Specifications by line voltage	120	208	240	277	480
S51 400W High Pressure Sodium	System Wattage (W)	472	472	472	472	472
	Nominal Current	4.00A	2.20A	2.00A	1.70A	1.00A
	Ballast Factor	1	1	1	1	1
	Ballast Efficiency Factor	0.85	0.85	0.85	0.85	0.85
	Max Input Current	4.00A	2.20A	2.00A	1.70A	1.00A
	Starting Current	2.87A	1.66A	1.44A	1.25A	0.72A
	Open Circuit Voltage	191V	191V	191V	191V	191V
	Drop Out Voltage	96V	166V	192V	222V	384V
	Power Factor (>=) %	90	90	90	90	90
	Min. Starting Temp (°F/°C)	-22/-30	-22/-30	-22/-30	-22/-30	-22/-30
	Fuse Rating	15	8	8	5	5
	UL Bench Top Rise	C	C	C	C	C

Safety and Performance cUL Listed UL Listed

87218 – GES1000ML5AA5-5

High Pressure Sodium

1 – 1000W HPS S52 5-Tap (120/208/240/277/480V)

- For 1000W High Pressure Sodium HID Lamps
- Magnetic ballast construction ideal for a wide variety of lighting applications
- Precision-wound coils, ensuring even heat dissipation and the highest electrical integrity
- Distributor replacement kit contains the appropriate core and coil with color coded leads, a properly rated capacitor and ignitor (if required) and all other components required for ballast replacement
- 5-tap ballast (120, 208, 240, 277, or 480 volt) featuring a 480-volt tap

Order Code	Grainger Number
87218	48K876

General Characteristics	
Ballast Type	Magnetic – Core and Coil
ANSI Lamp Codes	S52
Voltage	120/208/240/277/480
Line Voltage Regulation(+/-)	10%
Circuit Type	CWA
Insulation Class	180°C
Type of Capacitor	Oil Filled
Capacitance	26 Mfd GECAP-26/525V-O
Voltage (MIN)	525
Capacitor Temperature Rating	100°C (212°F)
GE Igniter (Discontinued)	HPS1000-4B
Sound Rating	
Additional Info	

Electrical Characteristics	
Supply Current Frequency	60 Hz

Dimensions	
Length (L)	7.75 in (197 mm)
Width (W)	2.75 in (70 mm)
Mounting Dimensions	
Mount Length (M)	6.1 in (155 mm)
Mount Width (X or F)	
Mount Slots (MS)	0.25 in (6 mm)
A	4.0
B	6.0
Weight	28.0 lbs
Exit Type	Side
Nominal Length	4.7 in (121 mm)
Frame Size (H x L)	4.25 in x 6.00 in
Lead Lengths	
Orange	
Violet & Black	
Violet/White	
Black/Yellow	

Specifications by lamp and line voltage

Lamp	Specifications by line voltage	120	208	240	277	480
S52 1000W High Pressure Sodium	System Wattage (W)	1,102	1,102	1,102	1,102	1,102
	Nominal Current	9.50A	5.50A	4.70A	4.10A	2.40A
	Ballast Factor	1	1	1	1	1
	Ballast Efficiency Factor	0.91	0.91	0.91	0.91	0.91
	Max Input Current	9.50A	5.50A	4.70A	4.10A	2.40A
	Starting Current	5.75A	3.40A	2.90A	2.60A	1.80A
	Open Circuit Voltage	435V	435V	435V	435V	435V
	Drop Out Voltage	96V	166V	192V	222V	384V
	Power Factor (>=) %	90	90	90	90	90
	Min. Starting Temp (°F/°C)	-22/-30	-22/-30	-22/-30	-22/-30	-22/-30
	Fuse Rating	20	15	10	10	8
	UL Bench Top Rise	D	D	D	D	D

Safety and Performance cUL Listed UL Listed

Lamp Size/Diameter
The diameter of a lamp, at its maximum dimension, is expressed in eighths of an inch. Examples: The diameter of an A19 lamp is 19-eighths of an inch, or 2-3/8", at its widest point. A T8 lamp has a diameter of 8-eighths, or one inch.

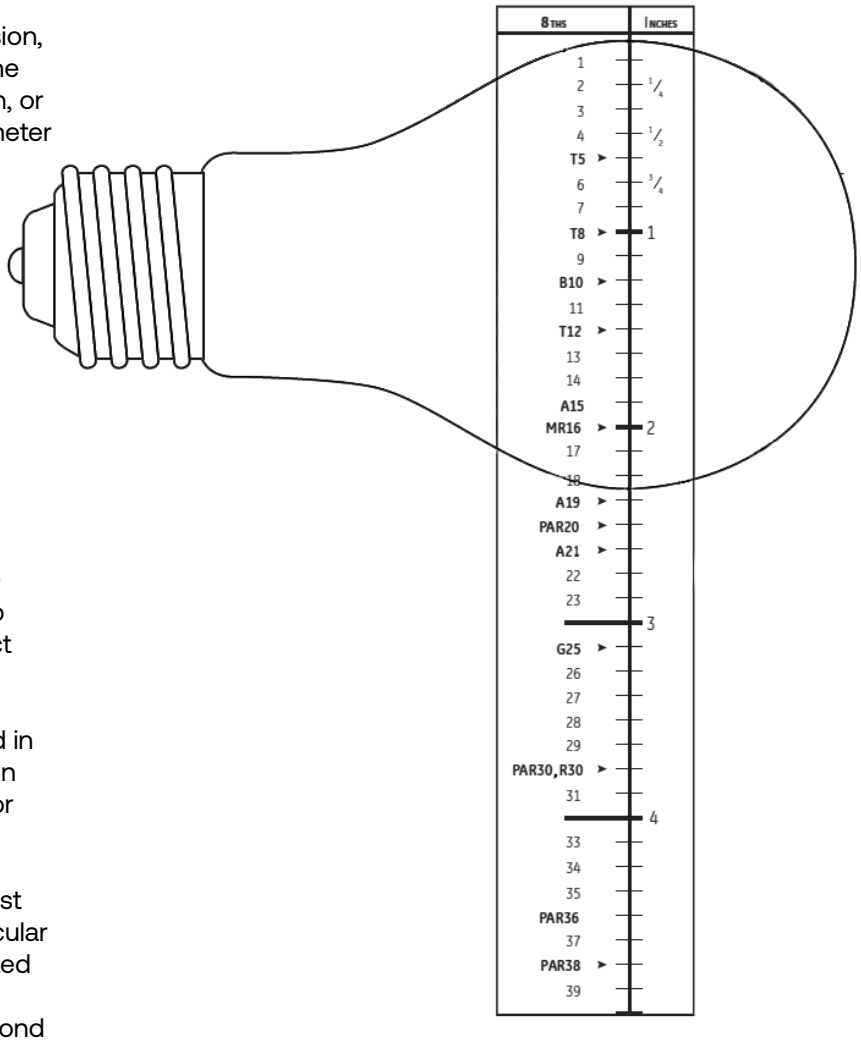

Important Notice
This catalog is a compilation of accumulated data. Additional information is constantly being uncovered through research and testing, which may modify the data given herein. This is particularly true of newer lamps and ballasts. Accordingly, SPECIFICATIONS ARE SUBJECT TO CHANGE WITHOUT NOTICE. For the latest lamp and ballast design data and information, contact your Current representative.

The data and suggested applications contained in this catalog, as well as any additional information our representative may be able to furnish, are for general information only and are not intended and should not be taken as representations or warranties as to the suitability of a lamp or ballast for any particular application or use in any particular equipment, nor are our representatives authorized to make any such warranties. Applications and conditions of use are many and varied, and beyond our control. We cannot possibly have the same degree of knowledge that the purchaser has with respect to the design of his equipment and the conditions of its use. Therefore, it is up to the purchaser to make its own determination as to the suitability of a lamp or ballast for his intended application or use and to assume the responsibility for that determination.

Current desires to supply the best possible products at all times. For this reason, Current reserves the right to make changes in its products and to introduce new products or discontinue existing ones without notice.

Ambient Temperature
Ambient temperature which refers to the temperature inside the fixture in the air surrounding the fluorescent lamp or LED. Fluorescent lamp light output and LED life are affected by the ambient temperature.

Amperes
("Amps") A measure of electrical current. In incandescent lamps, the current is related to voltage and power as follows: Watts (power) = Volts x Amps (current).

ANSI (American National Standards Institute)
A consensus-based organization which coordinates voluntary standards for the physical, electrical and performance characteristics of lamps, ballasts, luminaires and other lighting and electrical equipment.

ANSI Ballast Type
A reference to the ANSI document describing the lamp which also lists the characteristics of the ballast required to operate the lamp. Technically, therefore, it is incorrect to refer to "Ballast Type" with the ANSI code but this misuse is common. The following naming system is used: H – mercury lamps; M – metal halide lamps; S – high pressure sodium lamps; L – low pressure sodium lamps.

Ballast
An auxiliary piece of equipment required to start and to properly control the flow of current to gas discharge light sources such as fluorescent and high intensity discharge (HID) lamps. Typically, magnetic ballasts (also called electromagnetic ballasts) contain copper windings on an iron core while electronic ballasts are smaller and more efficient and contain electronic components.

Ballast Efficacy Factor (BEF)
Defined as ballast factor x 100 divided by input watts. The value is used to evaluate various lighting systems based on light output and power input. The BEF can only be used to compare systems operating the same type and quantity of lamps.

Ballast Factor (BF)
This is the percentage of a lamp's rated lumen output that can be expected when operated on a specific, commercially available ballast. Note that the "rated output" is sometimes measured on a reference ballast unlike ones that actually operate the lamp in the field. For example, a ballast with a ballast factor of 0.93 will result in the lamp's emitting 93% of its rated lumen output. A ballast with a lower BF results in less light output and also generally consumes less power.

Beam Angle
The angular dimension of the cone of light from reflectorized lamps (such as R and PAR types) encompassing the central part of the beam out to the angle where the intensity is 50% of maximum. The beam angle (sometimes called "beam spread") is often part of the ordering code for reflectorized lamps. Example: The 50PAR30/HIR/NFL25 is a 50 watt PAR30 narrow flood lamp with a beam angle of 25 degrees, i.e. 12.5 degrees on either side of the center (see FIELD ANGLE).

Bi-Pin
Any base with two metal pins for electrical contact. This is the typical base for a fluorescent tube of 1 to 4 feet in length. It consists of 2 prong contacts that connect into the fixture. Medium bi-pins are used with type T-8 and T-12 tubular fluorescent lamps and miniature bi-pins are used for tubular T-5 fluorescent lamps.

Candela (cd)
The measure of luminous intensity of a source in a given direction. The term has been retained from the early days of lighting when a standard candle of a fixed size and composition was defined as producing one candela in every direction. A plot of intensity versus direction is called a candela distribution curve and is often provided for reflectorized lamps and for luminaires with a lamp operating in them.

Candlepower
An obsolete term for luminous intensity; current practice is to refer to this simply as candelas (see CANDELA).

Center Beam Candlepower (CBCP)
Refers to the luminous intensity at the center of the beam of a blown or pressed reflector lamp (such as a PAR lamp). Measured in candelas (see CANDELA).

Color Rendering Index (CRI)
A measure of the ability of a light source to render object colors faithfully in comparison with a designated standard light source. Incandescent objects and daylight are both considered "standard" sources. Note that "standard" is defined for convenience in reproducibility rather than being based on user preference.

Color Temperature (Correlated Color Temperature – CCT)
A number indicating the degree of "yellowness" or "blueness" of a white light source. Measured in Kelvins, CCT represents the temperature an incandescent object (like a filament) must reach to mimic the color of the lamp. Yellowish-white ("warm") sources, like incandescent lamps, have lower color temperatures in the 2700K–3000K range; white and bluish-white ("cool") sources, such as cool white (4100K) and natural daylight (6000K), have higher color temperatures. The higher the color temperature the whiter, or bluer, the light will be.

Crest Factor (Lamp Current Crest Factor)
Ratio of peak to RMS for any AC waveform. Crest factor can refer to voltage crest factor or current crest factor.

Current Type (AC/DC)
Whether the operational voltage is based on Alternating Current or Direct Current.

Efficacy
A measurement of how effective the light source is in converting electrical energy to lumens of visible light. Expressed in lumens-per-watt (LPW), this measure gives more weight to the yellow region of the spectrum and less weight to the blue and red regions where the eye is not as sensitive. The efficiency of a light source is simply the fraction of electrical energy converted to light, i.e. watts of visible light produced for each watt of electrical power with no concern about the wavelength where the energy is being radiated. For example, a 100-watt incandescent lamp converts 7% of the electrical energy into light; discharge lamps convert 25% to 40% into light.

Efficiency
The efficiency of a light source is simply the fraction of electrical energy converted to light, i.e. watts of visible light produced for each watt of electrical power with no concern about the wavelength where the energy is being radiated. For example, a 100-watt incandescent lamp converts 7% of the electrical energy into light; discharge lamps convert 25% to 40% into light. The efficiency of a luminaire or fixture is the

Efficiency (Continued)
percentage of the lamp lumens that actually comes out of the fixture (see LUMINAIRE EFFICIENCY).

Electromagnetic Spectrum
A continuum of electric and magnetic radiation that can be characterized by wavelength or frequency. Visible light encompasses a small part of the electromagnetic spectrum in the region from about 380 nanometers (violet) to 770 nanometers (red) by wavelength.

Electromagnetic Interference (EMI)
High-frequency electronic ballasts and other electronic devices can produce a small amount of radio waves that can interfere with radio and TV. Federally-mandated requirements must be met for EMI levels before an electronic device is considered FCC compliant (FCC is the Federal Communications Commission).

Federal Communications Commission (FCC)
The U. S. federal agency that regulates emissions in the radio frequency portion of the electromagnetic spectrum. Part 18 of the FCC rules specifies electromagnetic interference (EMI) from lighting devices at frequencies greater than 450 kilohertz (kHz). A consumer-rated Class B ballast is designed for use in the home near TV and radio receivers. It produces less electrical noise that could interfere with consumer products. A Class A-rated ballast is designed for use in commercial and industrial applications that are not in the vicinity of TV and radio receivers.

Field Angle
The angular dimension of the cone of light from reflectorized lamps (such as R and PAR types) encompassing the central part of the beam out to the angle where the intensity is 10% of maximum (see BEAM ANGLE).

Footcandle (fc)
A unit of illuminance or light falling onto a surface. It stands for the light level on a surface one foot from a standard candle. One footcandle is equal to one lumen per square foot (see LUX).

Frequency
Rate of alternation in an AC current. Expressed in cycles per second or Hertz (Hz).

Glare
Visual discomfort caused by excessive brightness is called discomfort glare. If task performance is affected it is called disability glare. Glare can be direct glare or indirect (reflected) glare.

Harmonic
An integral multiple of the fundamental frequency (60 Hz) that becomes a component of the current. Harmonic Distortion (see TOTAL HARMONIC DISTORTION or THD).

Hertz (Hz)
Unit used to measure frequency of alteration of current or voltage, in cycles per second.

Ignitor
An electronic device providing a high voltage pulse to initiate an electrical discharge. Typically, the ignitor is paired with or is a part of the ballast.

Illuminance
The "density" of light (lumens/area) incident on a surface; i.e. the light level on a surface. Illuminance is measured in footcandles or lux.

Input Voltage
Power supply voltage required for proper operation of fluorescent or HID ballast.

Input Watts
The total power input to the ballast that includes lamp watts and ballast losses. The total power input to the fixture is the input watts to the ballast or ballasts and is the value to be used when calculating cost of energy and air conditioning loads. More than 90% of the input watts is wattage or power delivered to the lamp load with typical ballast.

Instant Start
A type of ballast designed to start fluorescent lamps as soon as the power is applied. Most T8 fluorescent lamps are being operated on electronic instant-start ballasts. Slimline fluorescent lamps operate only on instant-start circuits.

Kelvins (see COLOR TEMPERATURE).

L70, L85, etc.
L70 (or L85, etc.): The elapsed operating time over which a population of LED light sources will maintain 70% (or 85%) of its initial light output. This 70% number represents the expected median light output (which is close to the average light output) of the tested LED light source population. The value is often stated using the form L70(10K)= 50,000 Hours; this means that the LED light source's median light output reaches 70% of the initial light output at 50,000 Hours based on 10,000 hours of test data using TM-21 projection methods. When the L70 value is stated as "Reported" it means that tests have gone to at least 1/6th of the reported time as required by IESNA's TM-21 methodology. On the other hand, manufacturers will sometimes state a "Calculated" value of L70 which means they are using mathematical curve fitting and projection methods of TM-21 to project beyond 6 times the available test hours.

Lamp Watts
Power dissipated in the lamp—some of which is converted to light, some to heat and some to ultraviolet.

LED
Light Emitting Diode used as the primary light source in a wide array of LED lighting products. Also referred to as SSL (Solid State Lighting).

LED Tube Beam Angle
The angle between the two opposite directions in which the average intensity is 50% of the center beam intensity as measured in the azimuthal plane perpendicular to and at the center of the linear replacement lamp axis.

Life (see RATED LAMP LIFE).

Light Center Length (L.C.L.)
The distance between the center of the filament, or arc tube and a reference plane—usually the bottom of the lamp base.

Light Emitting Diode (LED)
A solid that directly converts electrical impulses into light.

LM79
Test procedures specified by the Illuminating Engineering Society for measurements on LED products (complete assembled systems) of lumens, watts and color in actual operating environments.

LM80
Test procedures specified by the Illuminating Engineering Society for measuring lumen depreciation of LED sources, arrays and modules—not luminaires.

Lumen
A measure of luminous flux or quantity of light emitted by a source.

Lumen Depreciation, Lumen Maintenance
A measure of how well a lamp maintains its light output over time. It may be expressed numerically or as a graph of light output vs. time. The "mean lumens" of a lamp is the lumens at 40% of rated life (50% for HPS lamp).

Lumens Per Watt (LPW)
A ratio expressing the luminous efficacy of a light source.

Luminance
A photometric measure of "brightness" of a surface as seen by the observer, measured in candelas per square meter.

Luminous Efficacy
The light output (lumens) of a light source divided by the total power input (watts) to that source. It is expressed in lumens per watt (see LUMENS PER WATT).

Lux (lx)
A unit of illuminance or light falling onto a surface. Lux stands for the light level on a surface one meter from a standard candle. One lux is equal to one lumen per square meter. Ten lux approximately equals one footcandle (see FOOTCANDLE).

Maximum Overall Length (M.O.L.)
The end-to-end measurement of a lamp, expressed in inches or millimeters.

Mean Lumens
The average light output of a lamp over its rated life. Based on the shape of the lumen depreciation curve, for fluorescent and metal halide lamps, mean lumens are measured at 40% of rated lamp life. For mercury, high-pressure sodium and incandescent lamps, mean lumen ratings refer to lumens at 50% of rated lamp life (see LUMEN MAINTENANCE).

Medium Base
Usually refers to the screw base typically used in household incandescent lamps. There is also the medium bi-pin base commonly used in T12 and T8 fluorescent lamps.

Mogul Base
A screw base used on larger lamps, e.g. many HID lamps.

PAR Lamp
PAR is an acronym for parabolic aluminized reflector. A PAR lamp, which may utilize either an incandescent filament, a halogen filament tube or an HID arc tube, is a precision pressed-glass reflector lamp. PAR lamps rely on both the internal reflector and prisms in the lens for the control of the light beam. Today it is common to refer to LED replacement products for PAR lamps as "LED PAR Lamps" even though there may be no parabolic reflector in the package.

Parallel Lamp Operation/Parallel Wiring
Refers to ballasts that employ multiple output current paths from a single ballast to allow lamps to operate independent of one another, allowing other lamps operated by the ballast to remain lit should companion lamp(s) fail (see SERIES LAMP OPERATION).

PCB (Polychlorinated Biphenyls)
Chemical pollutant formerly used in ballast capacitors that were part of ballasts. It is now illegal to use PCBs and most such ballasts have been replaced over time.

Photopic (see SCOTOPIC/PHOTOPIC).

Power Factor (PF)
A measure of the phase difference between voltage and current drawn by an electrical device, such as a ballast or motor. Power factors can range from 0 to 1.0 with 1.0 being ideal. Power factor is sometimes expressed as a percent. Incandescent lamps have power factors close to 1.0 because they are simple "resistive" loads. The power factor of a fluorescent and HID lamp system is determined by the ballast used. "High" power factor usually means a rating of 0.9 or greater. Power companies may penalize users for using low-power-factor devices.

Preheat Circuit
A type of fluorescent lamp-ballast circuit used with the first commercial fluorescent lamp products. A push button or automatic switch is used to preheat the lamp cathodes. Starting the lamp can then be accomplished using simple "choke" or reactor ballasts. A preheat fluorescent lamp is one in which the filament must be heated by use of a starter before the arc is created. These lamps are typically operated with electromagnetic ballasts.

Programmed Rapid Start
Lamp starting method which preheats the lamp filaments while not allowing the lamp to ignite and then applies the open circuit voltage (OCV) to start the lamp. The user may experience a half- to one-second delay after turning on the lamps while the preheating takes place. This type of starting circuit keeps lamp end blackening to a minimum and improves lamp life performance, especially in applications where the lamps are frequently switched on and off.

Pulse Start
A lamp that requires an HID ballast with a high-voltage ignitor to start the lamp.

Rapid Start
Lamp starting method in which lamp filaments are heated while open circuit voltage (OCV) is applied to facilitate lamp ignition. A Rapid Start fluorescent lamp has two pins at each end connected to the filament. Some rapid start lamps may be instant-started without filament heat, for example, the F32T8 lamp.

Rated Lamp Life
For most lamp types, rated lamp life is the length of time of a statistically large sample between first use and the point when 50% of the lamps have died (see L70 for LED Lamps).

Reflector Lamp (R)
A light source with a built-in reflecting surface. Sometimes, the term is used to refer specifically to blown bulbs like the "R" and "ER" lamps; at other times, it includes all reflectorized lamps like PAR and MR.

Series Lamp Operation
Refers to ballasts that employ a single current path passing through all lamps operated by the ballast. If one lamp should fail, companion lamps operated by the same ballasts will also extinguish or dim.

Specification Series (SP) Colors
Energy-efficient, all-purpose tri-phosphor fluorescent lamp colors that provide good color rendering. The CRI for SP colors is 70 or above and varies by specific lamp type.

Specification Series Deluxe (SPX) Colors
Energy-efficient tri-phosphor fluorescent lamp colors that provide better color rendering than Specification Series (SP) colors. The CRI for SPX colors is 80 or higher and varies by specific lamp type.

Spectral Power Distribution (SPD)
A graph of the radiant power emitted by a light source as a function of wavelength. SPDs provide a visual profile or "fingerprint" of the color characteristics of the source throughout the visible part of the spectrum. Also called "spectral curve" or "spectrum."

TCLP Test
The Toxicity Characteristic Leaching Procedure (TCLP) test, specified in the Resource Conservation and Recovery Act (RCRA) of 1990, is used to characterize fluorescent lamp waste as hazardous or nonhazardous waste. The TCLP test measures the ability of the mercury and/or lead in a lamp to leach from a landfill into ground water.

THD (see TOTAL HARMONIC DISTORTION).

TM21
Technical Memorandum developed by the Illuminating Engineering Society to provide method for projecting lumen maintenance of an LED source, array or module as a function of temperature. This will allow LED Luminaire manufacturers to predict lumen depreciation in their fixtures, based on the operating temperature of the LED in that package. See also, "L70, L85, etc."

Total Harmonic Distortion (THD)
A measure of the distortion of the input current on alternating current (AC) power systems caused by higher order harmonics of the fundamental frequency (60Hz in North America). THD is expressed in percent and may refer to individual electrical loads (such as a ballast) or a total electrical circuit or system in a building. ANSI C82.77 recommends THD not exceed 32% for individual commercial electronic ballasts, although some electrical utilities may require lower THDs on some systems. Excessive THDs on electrical systems can cause efficiency losses as well as overheating and deterioration of system components.

Voltage
A measurement of the electromotive force in an electrical circuit or device expressed in volts. Voltage can be thought of as being analogous to the pressure in a waterline.

Watt
A unit of electrical power. Lamps are rated in watts to indicate the rate at which they consume energy.

COLOR SAMPLES

The following pages are provided for comparing light sources. Recent studies have found that color preference is largely dictated by color fidelity and saturation, with reds being particularly important. Current's TriGain® technology provides superior color and performance.

COLOR SAMPLES

The following pages are provided for comparing light sources. Recent studies have found that color preference is largely dictated by color fidelity and saturation, with reds being particularly important. Current's TriGain® technology provides superior color and performance.

99 Color Samples

99 Color Samples

Current

ALBEO

DAINTREE WIRELESS CONTROLS

EVOLVE

FORUM

GE LAMPS

GTX

IMMERSION

LIGHTGRID

LIGHTSWEEP

LUMINATION

TETRA

Current - GLI Brands
6085 Parkland Blvd
Mayfield Heights, OH 44124

LED.com/Lamps

© 2026 Current Lighting Solutions, LLC. All rights reserved. GE and the GE monogram are trademarks of the General Electric Company and are used under license. Information and specifications subject to change without notice. All values are design or typical values when measured under laboratory conditions.

(Rev 07/23/2026)
GEL208-GE-Lamps-Catalog_Grainger_R49